



The effects of sealing on urban soil carbon and nutrients

Roisin O’Riordan¹, Jess Davies^{1,2}, Carly Stevens¹ John N Quinton¹

¹Lancaster Environment Centre, Lancaster University, Lancaster, LA1 4YQ, UK

²Centre for Global Eco-Innovation, Lancaster University, Lancaster, LA1 4YQ, UK

5 *Correspondence to:* Roisin O’Riordan (r.oriordan@lancaster.ac.uk)

Abstract. Urban soils are of increasing interest for their potential to provide ecosystem services such as carbon storage and nutrient cycling. Despite this, there is limited knowledge on how soil sealing with impervious surfaces, a common disturbance in urban environments, affects these important ecosystem services. In this paper, we investigate the effect of soil sealing on soil properties, soil carbon and soil nutrient stocks. We undertook a comparative survey of sealed and unsealed greenspace soils across the UK city of Manchester. Our results reveal that the context of urban soil and the anthropogenic artefacts added to soil have a great influence on soil properties and functions. In general, sealing reduced soil carbon and nutrient stocks compared to greenspace soil, however, where there were anthropogenic additions of organic and mineral artefacts this led to increases in soil carbon and nitrate content. Anthropogenic additions led to carbon stocks equivalent to or larger than those in greenspaces, potentially of a stable nature with long residence times. This suggests that in areas with an industrial past, anthropogenic additions can lead to a legacy carbon store in urban soil and make important contributions to urban soil carbon budgets. These findings shed light on the heterogeneity of urban sealed soil and the influence of anthropogenic artefacts on soil functions. Our research highlights the need to gain further understanding into urban soil processes, in both sealed and unsealed soils, and the influence and legacy of anthropogenic additions on soil functions and important ecosystem services.

20

Keywords: urban soil; soil carbon; soil nutrients; soil sealing; sealed surface; impermeable surface; city; urbanisation; ecosystem services; soil functions

1 Introduction

The importance of urban soil is increasingly being recognised for its role in supporting sustainable development, urban resilience and the provision of numerous urban ecosystem services (Pavao-Zuckerman, 2012; Morel et al., 2015; Yang and Zhang, 2015; Vasenev et al., 2018; Pouyat et al., 2020), in particular carbon (C) storage and nutrient cycling (Pouyat et al., 2006; Herrmann et al., 2017). The number of people living in urban areas is projected to grow, with almost 70% of the world’s population expected to live in urban areas by 2050 (United Nations, 2019). This expansion of urban areas will have consequences for soil as increasing areas of soil are sealed with impermeable surfaces, such as roads and pavements (Scalenghe and Marsan, 2009; EU, 2012; Artmann, 2014). Soil sealing commonly involves the removal of topsoil, also known as scalping,

30



where the upper part of the soil is removed down to subsoil, thus creating a new soil surface (Lehmann, 2006). Sealing also leads to inputs of anthropogenic materials, such as road foundation materials, aggregate and other human-made artefacts; and is then sealed with tarmac, concrete or paving slabs. As such, sealing is likely to have large effects on soil functioning and soil-mediated ecosystem services, such as C storage, water regulation and nutrient cycling.

35

The C storage of soil in cities has become an area of growing interest as studies have revealed the notable C storage potential of urban soils (Pouyat et al., 2006; Raciti et al., 2011; Lorenz and Lal, 2015; Vasenev and Kuzyakov, 2018), though less is known on the C storage of sealed soils. Early studies assumed low to zero storage of C beneath sealed surfaces (Bradley et al., 2005). However, more recent research has illustrated that sealed soil C makes an important contribution to wider urban soil C stores (Edmondson et al., 2012; Cambou et al., 2018). Studies indicate that, in general, soil sealing leads to a reduction in soil organic carbon (SOC) (Raciti et al., 2012; Wei et al., 2014a; Wei et al., 2014b; Piotrowska-Długosz and Charzyński, 2015; Vasenev and Kuzyakov, 2018). However, some studies have found similar SOC storage between sealed and non-sealed soils at equivalent depths, indicating that reductions in SOC stocks near the surface were a result of topsoil removal, while stocks in subsoils were no different (Edmondson et al., 2012; Cambou et al., 2018). Inorganic C (IC) also provides an important contribution to C storage in urban soils (Vasenev and Kuzyakov, 2018; Pouyat et al., 2020) however, IC is much less commonly studied in sealed soils. Therefore, the knowledge on soil C storage in sealed soils remains limited and there is a need to further understand the storage potential of sealed soil, the SOC and IC dynamics beneath sealed surfaces and how this contributes to wider urban soil C storage.

50 Knowledge is also limited on the effects of soil sealing on nutrient stores; how anthropogenic activities may influence these and the subsequent consequences for urban soil nutrient cycling. A number of studies have revealed that sealing generally leads to a reduction in nitrogen (N) storage (Raciti et al., 2012; Wei et al., 2014a; Wei et al., 2014b; Piotrowska-Długosz and Charzyński, 2015; Majidzadeh et al., 2017), and it has been suggested that there is a decoupling of C and N in sealed soils (Raciti et al., 2012; Wei et al., 2014b). The processes involved in nutrient cycling have, however, been less studied. Observations of N mineralisation and nitrification suggest that these processes are reduced by sealing (Zhao et al., 2012; Wei et al., 2014a), while observations of ammonium and nitrate levels have varied (Zhao et al., 2012; Martinová et al., 2016; Majidzadeh et al., 2018). We are yet to have a clear understanding of both the impacts of sealing on N cycling processes or the mechanisms behind these alterations. In addition, there is very limited research on phosphorus (P) in sealed soils, despite this being an important nutrient for plant productivity and water quality. Studies have observed higher Olsen P and extractable P in sealed soils (Wei et al., 2014a; Martinová et al., 2016; Majidzadeh et al., 2017; Majidzadeh et al., 2018); while one study found no difference in available P between sealed and unsealed soil (Piotrowska-Długosz and Charzyński, 2015). Therefore, the effects of urban soil sealing on soil P remain largely unclear. The availability of N and P has implications for SOM mineralisation and C storage, as well as soil nutrient status and leaching, and at present, knowledge on the dynamics between C, N and P in sealed soil is lacking.



65

There is a need to further our understanding of carbon and nutrient stocks in sealed soils, to gain a clearer picture of how they contribute to wider urban C stocks, nutrient stores and dynamics, and what the implications are for urban ecosystem services. In this paper, we aim to investigate the effects of soil sealing on urban soils, their properties, and important soil function including carbon storage and nutrient cycling. We undertake a comparative survey of soil C and nutrients in sealed and unsealed soils across the UK city of Manchester, constituting one of the largest studies of sealed soil to date. Our objectives were to investigate the effects of sealing and anthropogenic activities on i) soil properties ii) soil C stocks, and iii) nutrients stocks and dynamics.

70

2 Materials and Methods

2.1 Study area

75

Soils were sampled from Greater Manchester, a metropolitan region in the North West of the UK with a population of 2.8 million. The study focused on the wider city area within the M60 motorway and the town of Rochdale within the Greater Manchester Region. The National Soil Map for England and Wales, via the Soilsmap Viewer online (Soilsmap, 2020), shows that the area east of the M60 has slowly permeable, seasonally wet, acid loamy and clayey soils. The south-west has naturally wet and very acid sandy and loamy soils; while the north-west and Rochdale are a combination of slowly permeable, wet acid loamy and clayey soils with areas of floodplain soil with high groundwater, and areas of freely draining slightly acid sandy or loamy soils.

80

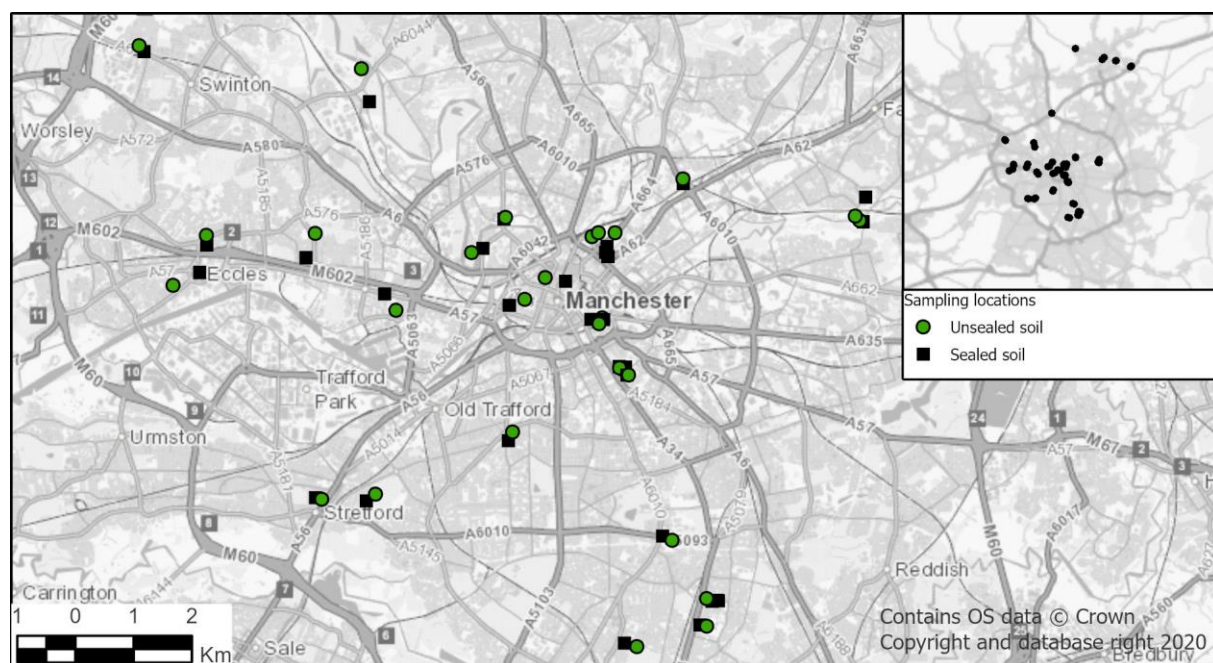




Figure 1: Map showing sampling locations across the Greater Manchester Region.

2.2 Soil Sampling

85 Sampling was undertaken to allow a comparison of sealed and unsealed greenspace soils. Sealed soils were sampled from
roadworks or construction sites where work had recently opened up the sealed surface of roads and pavements; unsealed soils
were sampled from the nearest greenspace, park or roadside within a grassed lawn area. The distance between sealed and
greenspace sites varied with each sample and as such they are not considered paired samples. Both soils were sampled to a
depth of 10 cm of available soil, in greenspace samples this was the top 10 cm underneath the litter layer; in sealed samples
90 this was the top 10 cm underneath the imported construction materials. This sampling method allowed a comparison between
the top available soil in each profile to understand the properties and functions of each soil. At all sites two samples were
collected, one using a bulk density core and a second sample using a trowel for additional analyses using fresh soil. A total of
68 sites were sampled, with 36 sealed samples and 32 greenspace samples.

2.3 Soil Analysis

95 2.3.1 Urban soil categorisation

Urban soil often contains large amounts anthropogenic additions, or artefacts, which are human-made or derived materials
such as bricks, pottery, glass, crushed stone, charcoal cinders, wood or waste materials. Technosols are defined in the WRB
as either containing large amounts of artefacts, having an impermeable geomembrane or having a technic hard material at the
soil surface, such as concrete, asphalt or worked stone (FAO, 2015). All the sealed soil samples collected are considered
100 technosols as a result of the continuous hard sealed surface. However, we observed that some sealed samples contained
numerous artefacts while others did not and, apart from being sealed, appeared relatively undisturbed by human activity. The
addition of artefacts can considerably alter the properties and functions of soil, such as water holding, C storage or nutrient
status. As such, the sealed samples were categorised into two types: those relatively undisturbed other than by sealing, herein
referred to as sealed undisturbed soils (SU); and those with notable additions of anthropogenic artefacts, herein referred to as
105 sealed anthropogenic soil (SA) (Fig. 2).

Wet sieving was undertaken on subsamples of the sealed soils to distinguish between SU and SA soils. Most artefacts were
caught in the 2 mm and 200 µm fractions and, as such, the proportion of material above 200 µm in size was used to determine
the level of anthropogenic additions. Soils with visible artefacts generally exhibited more than 40 % of subsample weight in
110 the >200 µm fraction; thus, subsamples with more than 40 % weight in the >200 µm fraction were classed as SA soils, and
those with less than 40 % in the >200 µm fraction were classed as SU soils.



Figure 2: Diagram showing soil profiles and sampling depths of the three soil categories.

2.3.2 Soil preparation and properties

115 As urban soil commonly contains imported material and artefacts the in-situ volume, density and structural properties of the soil are related to these materials, and in some cases, they make up a large proportion of the soil. As such, we deemed it appropriate not to remove the coarse fraction above 2 mm prior to bulk density calculation to provide a representation of the in-situ soil. Bulk density cores were weighed, dried at 105 °C for 48 hours (due to high clay content) then re-weighed to enable calculations of bulk density and gravimetric soil moisture.

120

The second set of samples were used for the fresh soil analyses of pH, nitrate and ammonium extraction. For pH analysis, 10 g fresh soil was mixed with 25 ml distilled water, shaken on an orbital shaker for 30 minutes at 180 rpm and left to settle for 30 minutes. The pH was then measured with a pH probe at the soil-water interface. The remaining fresh sample was dried at 70 °C for 48 hours. It was then homogenised using a pestle and mortar and passed through a 2 mm sieve prior to chemical analysis.

125 Many samples of sealed soil were high in clay and for this reason the method deviates from the traditional approach to sieving the samples prior to drying.



2.3.3 Carbon and Nutrient Analysis

To determine total C and N concentrations samples were dried at 105 °C for 24 hours, ball-milled to a powder and analysed for total C and total N concentration and CN ratio using a dry combustion CN analyser (El Vario analyser, Elementar, Hanau, Germany). Soil organic matter (SOM) was estimated using the loss on ignition (LOI) method. Samples were dried at 105 °C for 24 hours prior to weighing, heating at 550 °C for 6 hours and re-weighing to determine the loss of SOM by weight as a percentage.

Organic C (OC) and inorganic C rendered extractable to 0.5M K₂SO₄ were measured, as described by Vance et al. (1987) without fumigation with CHCl₃ so as to measure non-microbial biomass C. Briefly, the acidity of the K₂SO₄ was checked and adjusted to between pH 6.8–7 using NaOH. For the extraction, 5 g of dry soil was mixed with 20 ml of K₂SO₄ (0.5M) and shaken on an orbital shaker for 1 hour at 180 rpm. It was left to settle for 10 minutes then filtered through a Whatman no. 42 filter. Filtrate was diluted 1 part to 8 parts MQ water and analysed for extractable total and inorganic C in a TOC analyser (Shimadzu TOC-L_{CPN} TN). Extractable OC is determined as total extractable C minus extractable inorganic C.

Ammonium and nitrate pools were measured with the aim of understanding mineral N content and dynamics. The extraction was undertaken using 1M KCl as an extraction matrix (Kachurina et al., 2000; Saha et al., 2018). For extractions, 5 g of fresh soil was mixed with 25 ml KCl (1M) and shaken on an orbital shaker for 1 hour at 180 rpm. It was filtered through a Whatman no. 6 filter and filtrate was analysed for nitrate and ammonium using a colorimetric segmented flow analyser (AA3, Seal Analytical, Southampton, UK). Total phosphorous (P) content was analysed using a sulphuric acid / hydrogen peroxide digestion method by Rowland and Grimshaw (1985). For the digest, 0.2 g of dry ground soil was mixed with 4.4 ml digest reagent and heated gently until the vigorous reaction had subsided. Heat was increased to 400 °C and boiled for 2 hours until the digest had cleared. Once cool samples were diluted to 50 ml with MQ water and filtered using a Whatman no. 6 filter. Filtrate was diluted a further five times and analysed for total P on a colorimetric segmented flow analyser (AA3, Seal Analytical, Southampton, UK). Soil total C, N and P stocks were calculated using bulk density values to a depth of 10 cm and C, N and P contents, as per the guidance from the FAO (2018).

2.4 Statistical Analysis

Analysis was undertaken to determine the difference between sealed and greenspace soils, and also to determine whether there was a difference between the two categories of sealed soil, SU and SA soils. Data for the majority of variables did not exhibit a normal distribution according to the Shapiro-Wilks test. As such, all datasets were analysed using the non-parametric Kruskal Wallace test to identify significant differences between the three categories of soil, and the Dunn-Bonferroni post hoc test to determine where the significant difference was between soil categories. All analyses were undertaken in SPSS 26.



3 Results

160 Sealed samples were categorised into two groups, those that were relatively undisturbed other than by sealing, referred to as sealed undisturbed (SU) soils, and those with notable additions of anthropogenic material, referred to as sealed anthropogenic (SA) soils. Of the 36 sealed samples, 22 were classed as SU soils and 14 were classed as SA soils. The results of the analyses are summarised in Table 1. Results are presented for soil properties, soil C and SOM analyses, nutrient contents and stoichiometry respectively.

165 **Table 1: Urban soil measurements showing mean (+SD). * indicates a significant difference between all categories of soil at the 0.05 level. The same letter indicates a significant difference between two soil categories at the 0.05 level.**

Measurement	Sealed undisturbed (n=22)		Sealed anthropogenic (n=14)		Greenspace soil (n=32)		P value
Soil Properties							
pH	8.03a	(+0.63)	8.44b	(+0.62)	6.82ab	(+0.98)	<0.001
Bulk density (g/cm ³)	1.50*	(+0.13)	1.32*	(+0.18)	0.86*	(+0.14)	<0.001
Soil moisture content (%)	21.38	(+4.21)	18.63a	(+5.84)	27.17a	(+11.63)	0.006
Soil Carbon							
Total carbon stock at 0-10 cm (kg/m ²)	3.10*	(+1.45)	8.06*	(+4.65)	4.92*	(+1.11)	<0.001
Soil organic matter (%)	5.00a	(+1.29)	7.06b	(+3.20)	11.12ab	(+2.76)	<0.001
Extractable Organic Carbon (mg/kg)	132.04a	(+79.88)	107.92b	(+41.11)	602.84ab	(+204.02)	<0.001
Extractable Inorganic Carbon (mg/kg)	34.90a	(+24.35)	34.31b	(+32.20)	9.79ab	(+10.25)	<0.001
Nutrients							
Total N stock at 10 cm (g/m ²)	81.20a	(+22.47)	90.11b	(+28.38)	115.44ab	(+26.49)	<0.001
Ammonium (mg/kg)	11.06	(+15.52)	2.53	(+4.88)	6.10	(+11.74)	0.100
Nitrate (mg/kg)	0.70a	(+0.65)	2.95	(+4.11)	7.82a	(+12.30)	<0.001
Total P stock at 10 cm (g/m ²)	39.62a	(+20.91)	39.42b	(+23.68)	62.62ab	(+36.67)	0.003
Stoichiometry							
C:N ratio	37.29a	(+12.44)	86.84ab	(+40.45)	43.10b	(+6.99)	<0.001
C:P ratio	83.81a	(+31.35)	248.69ab	(+208.24)	94.19b	(+37.23)	<0.001
N:P ratio	2.42	(+1.04)	2.81	(+1.27)	2.25	(+1.06)	0.300



3.1 Soil Properties

170 Figure 3 summarises the soil properties across the sealed and greenspace categories. Both categories of sealed soil had significantly higher pH than the greenspace soil ($p < 0.001$); while both had lower soil moisture, though only SA soil was significantly lower than greenspace soil ($p = 0.006$). Both pH and soil moisture data showed no significant difference between the two sealed soils, however, all three soils exhibited significantly different bulk densities ($p < 0.001$) with SU soils having the highest bulk density and SA soil the next highest (Fig. 3. a, b).

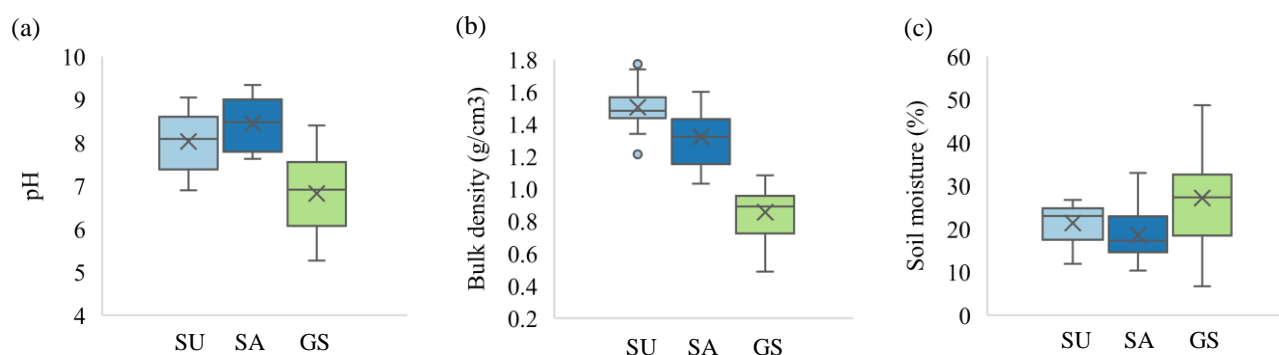


Figure 3: Soil properties: (a) pH, (b) bulk density (g/cm³) and (c) soil moisture content (%) for the SU (n=22), SA (n=14), and greenspace (GS; n=32) soils. Boxplots show upper and lower quartiles, whiskers show upper and lower most values, horizontal line shows the median and x shows the mean. Circled data points show outliers at 1.5 times the IQR.

175 3.2 Carbon

Total C data indicated that SU soil had significantly lower total C concentration than both other soils ($p < 0.001$), while SA soil was statistically no different to greenspace soil. Total C stock for the top 10 cm of soil exhibited a significant difference across all three soil categories ($p < 0.001$) (Fig. 4. b), with SA soil having significantly greater total C stock than greenspace soil (8.06 kg/m⁻² +4.65 and 4.92 kg/m⁻² +1.11 respectively), and greenspace soil having significantly greater stock than SU soil (3.10 kg/m⁻² +1.45). SU soil had 37 % less total C stock than greenspace soil, while SA soil showed an increase of 64 % total C stock on that of greenspace soil.

185 By contrast, SOM data indicated that both sealed soils had significantly lower SOM concentration than greenspace soil ($p < 0.001$), and while SA did have greater SOM concentration than SU soil (7.06 % +3.20 compared to 5.00 % +1.29), there was no statistically significant difference between them (Fig. 4. c). SU soil had 55 % less, and SA soil 37 % less, SOM than greenspace soil. SA soils exhibited more variability in Total C stock data than in SOM values, with S.D. 4.65 for total C stock, and S.D. 3.20 for SOM concentration.



190 Extractable C (K_2SO_4) was analysed to investigate the amount of extractable organic and inorganic C in the samples. In the sealed soils, 76-79 % of the extractable C was organic C, and 21-24 % was inorganic C. In the greenspace soils, 98 % of extractable C was organic C while only 2 % was inorganic C (Fig. 4. f). Both sealed soils exhibited significantly lower extractable organic C than greenspace soils ($p < 0.001$), with no significant difference between the two sealed soils (Fig. 4. d). Extractable inorganic C was significantly higher in both sealed soils compared to greenspace soil ($p < 0.001$), with, again, no significant difference between the two sealed soils.

195

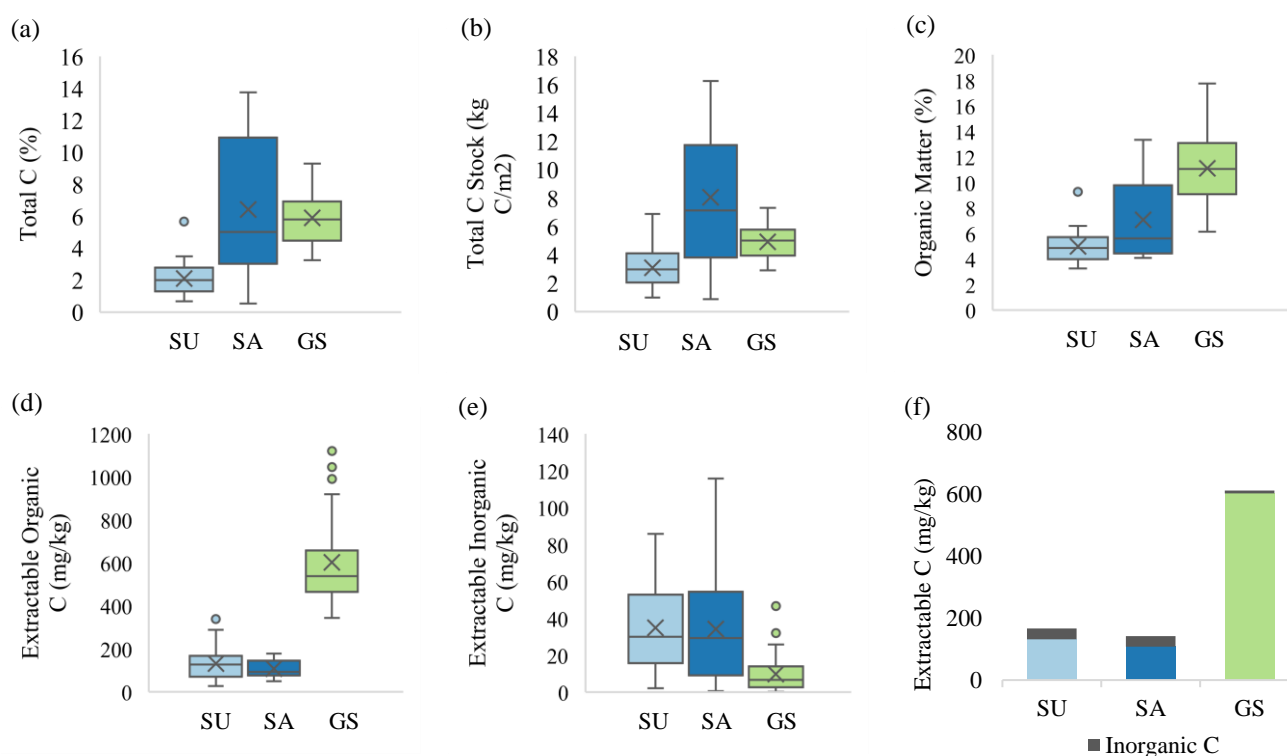


Figure 4: Carbon measurements: (a) total C concentration; (b) total C stock; (c) organic matter concentration; (d) K_2SO_4 extractable organic C content; (e) K_2SO_4 extractable inorganic C content; and (f) mean extractable total C content, where inorganic C is shown in grey; for SU (n=22), SA (n=14), and greenspace (GS; n=32) soils. Stocks are calculated for the top 10 cm of available soil.

3.3 Nutrients

Both sealed soils exhibited significantly lower total N stock than greenspace soils ($p < 0.001$), while the two sealed soils showed no significant difference between them (Fig. 5. a, b). SU soil had the lowest total N stock ($81.20 \text{ g/m}^{-2} \pm 22.47$) followed by SA soil ($90.11 \text{ g/m}^{-2} \pm 28.38$), with greenspace soil having the greatest total N stock ($115.44 \text{ g/m}^{-2} \pm 26.49$). Total P stock showed a similar pattern, with both sealed soils exhibiting significantly lower total P stock than greenspace soil ($p < 0.003$)

200



(Fig. 5. e, f). SU soil had the lowest total P stock ($39.62 \text{ g/m}^{-2} \pm 20.91$), followed by SA soil ($39.42 \text{ g/m}^{-2} \pm 23.68$), and then greenspace soil with the greatest total P stock ($62.62 \text{ g/m}^{-2} \pm 36.67$).

205 Analysis of ammonium and nitrate pools (NH_4^+ and NO_3^-) illustrated that SU soil contained greater ammonium content than SA or greenspace soils (Fig. 5. c), with a mean of $11.06 \text{ mg/kg} (\pm 15.52)$ compared to $2.53 \text{ mg/kg} (\pm 4.88)$ and $6.10 \text{ mg/kg} (\pm 11.74)$ respectively; however, there was no statistically significant difference in ammonium between the three soils ($p > 0.100$). Conversely, SU soil exhibited significantly lower nitrate content compared to greenspace soil ($p < 0.001$), while there was no significant difference in nitrate between the SA and greenspace soil (Fig. 5. d).

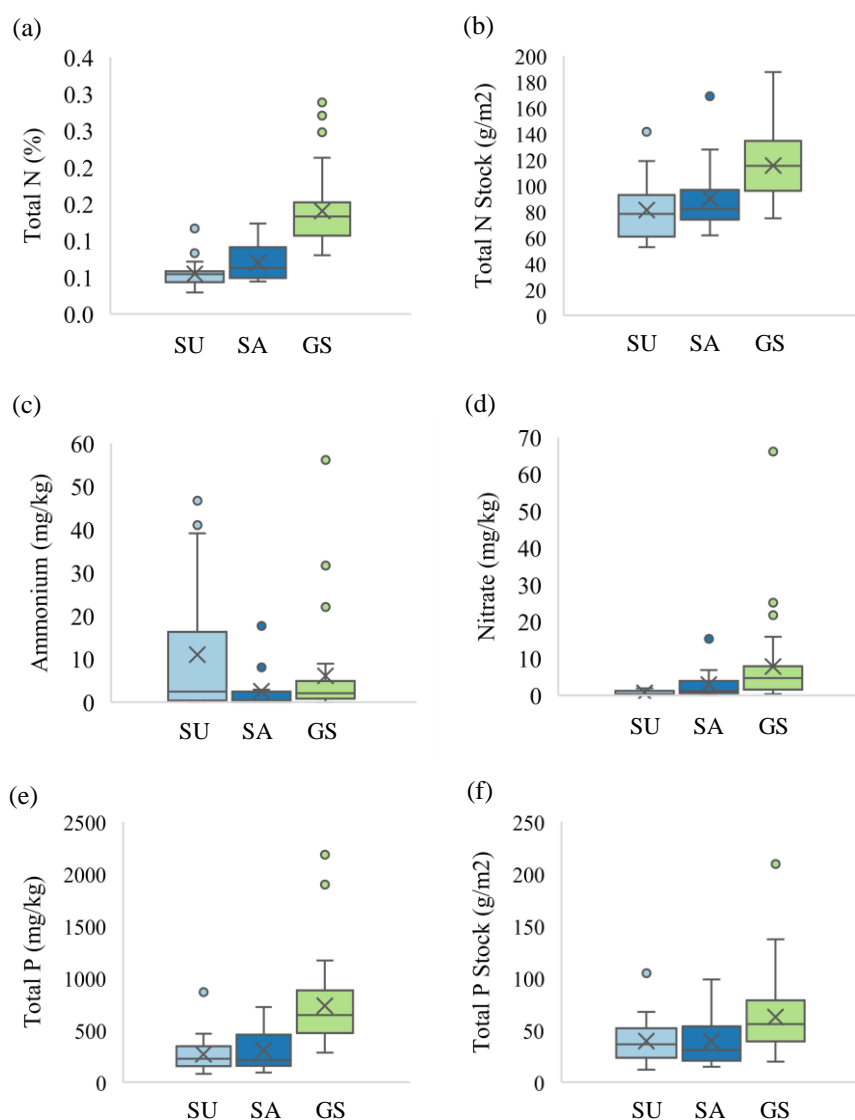




Figure 5: Soil nutrients: (a) total N concentration; (b) total N stock; (c) ammonium content; (d) nitrate content; (e) total P content; and (f) total P stock; for SU (n=22), SA (n=14), and greenspace (GS; n=32) soils. Stocks are calculated for the top 10 cm of available soil.

210 3.4 Stoichiometry

The C:N ratio was significantly higher in SA soil than SU or greenspace soil ($p < 0.001$), and C:N ratio data for SA soil exhibited much greater variability than that of SU or greenspace soil ($SD = 40.45; 12.44$ and 6.99 respectively). There was no significant difference between the C:N ratios of SU and greenspace soils (Fig. 6. a). The C:P ratio showed a similar pattern, with SA soil having a much higher C:P ratio than SU or greenspace soil ($p < 0.001$); while there was no significant difference
215 between the SU and greenspace soils (Fig. 6. b). There was no significant difference in N:P ratio between the three soil categories (Fig. 6. c).

Correlation analysis highlighted how SA soil differed from SU and greenspace soil in the relationship between total C and total N, and total C and total P. In SA soil, the C:N and C:P ratios were both significantly greater than those in SU and greenspace soil (Fig. 6. a, b); while the N:P ratio showed no significant difference across all three soils (Fig. 6. c). There were
220 significant positive correlations between total C and N for all three soils ($p < 0.001$). Figure 6 d shows the difference in correlations, illustrating that in SA soil, total C increased markedly though total N did not; while in greenspace soil, both total C and N increased in concordance. SU soil exhibited a positive relationship between total C and N to a lesser degree. A similar pattern was seen in total C and total P correlation (Fig. 6. e), however SU soil exhibited a similarly positive relationship between total C and P to that seen in greenspace soil ($p < 0.001$ and $p 0.019$ respectively). SA soil did not show a significant
225 correlation between total C and P. Correlation between total N and total P (Fig. 6. f) illustrated relatively strong positive correlations in both SU and SA soils ($p < 0.001$ and $p 0.007$ respectively), though no significant correlation was seen in greenspace soil.

230

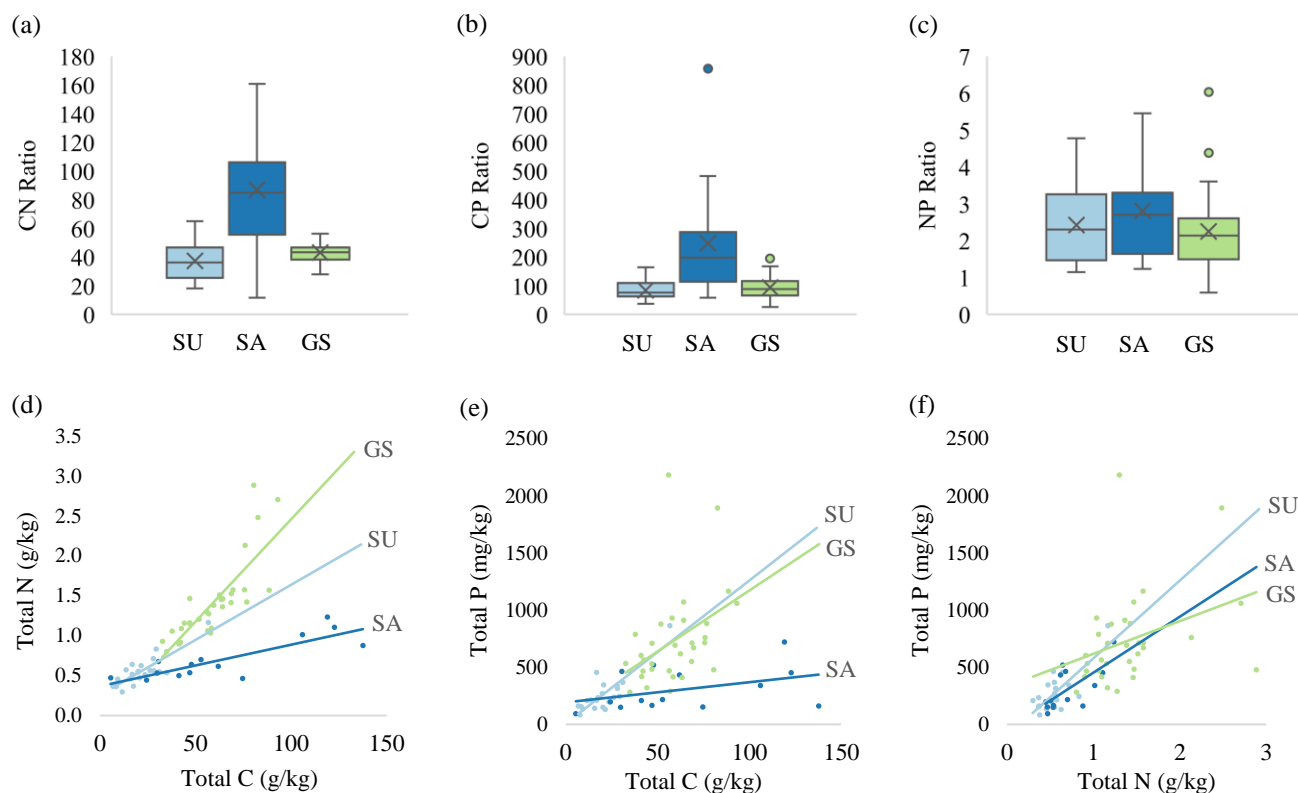


Figure 6: Stoichiometry: (a) C:N ratio; (b) C:P ratio; (c) N:P ratio; correlations of (d) C and N, (e) C and P, and (f) N and P; for SU (n=22), SA (n=14), and greenspace (GS; n=32) soils.

4 Discussion

4.1 Sealed soil C stocks

235 4.1.1 SA soil and anthropogenic additions

We found that where there are additions of anthropogenic material to sealed soils, they can provide notably large soil C stores. Our results indicate that SA soil had much greater total C stocks than greenspace soil, and also greater SOM contents than SU soil, though this was not statistically significantly. SA soil had total C stock of 8.06 kg C/m² between 0 and 10 cm depth which is markedly greater than published data for sealed soils to date, while SU soil stored 3.10 kg C/m², which is comparable, while still larger, than most existing sealed soil C observations. Previous studies have observed stocks of 2.35 kg OC m⁻² between 0-20 cm in Nanjing City, China (Wei et al., 2014a); 2.29 kg OC m⁻² between 0-15 cm in New York (Raciti et al., 2012); and 1.25 kg C m⁻² between 0-10 cm in Alabma, USA (Majidzadeh et al., 2017). In Leicester, UK, Edmondson et al. (2012) found stores of 6.7 kg OC m⁻² between 40-100 cm under roads, which at equivalent depths to this study would also



represent smaller C stocks than SA soil. It is likely that the large discrepancy between SA stocks and previous observations is
245 due to the anthropogenic additions of C to the SA soil. This suggests that materials used in road construction and artefacts
added to the soil can contribute significant amounts of C to sealed soil. This flow of materials into soil is commonly cited as a
key characteristic of urban soils, in particular technosols, and leads to the mixing of these materials into soil horizons (Bullock
and Gregory, 1991; Weil and Brady, 2017; Herrmann et al., 2018). This highlights the need to consider history, land use and
archaeology alongside soil science when studying urban soils (Lehmann and Stahr, 2007; Ziter and Turner, 2018). The
250 influence of human activity on urban soil has been termed a ‘cultural layer’ which can contribute to urban soil C stores
(Vasenev et al., 2013), and, as illustrated by our results, can create a legacy of C storage.

In contrast to the high total C values, SA soil had lower SOM and extractable OC content than greenspace soil. This suggests
that some of the total C measured was not detected in the SOM or extractable OC analyses and, thus, was a more stable form
255 of OC or inorganic C. During the sealed soil categorisation (Sect. 2.2.4) anthropogenic artefacts were found which would
contribute to stable OC or inorganic C in the soil, such as charcoal, concrete and limestone rubble. Charcoal cinders were
historically a plentiful waste product from industry and coal power stations in the UK through the nineteenth and twentieth
centuries, and were commonly used as a base layer on top of subsoil in road construction in the UK and US (MacBride, 2013).
This stable OC would not have been detected in extractable OC analysis; and it may also not have been completely combusted
260 at the temperatures used in LOI as recalcitrant OC, such as black C, can burn to approximately 600 °C (Edmondson et al.,
2015). These charcoal cinder additions provide similar recalcitrant OC storage to that of black C, which is ubiquitous in
unsealed urban soils as a result of traffic and fossil fuel burning (Hamilton and Hartnett, 2013). Black C plays an important
role in soil C storage due to its long residence time and its protection from rapid decomposition (Kuzyakov et al., 2014;
Lehmann et al., 2015), allowing it to contribute to stable long-term urban C stores. The contribution of black C to urban soil
265 is a small but important area of study (Rawlins et al., 2008; Edmondson et al., 2015; Schifman et al., 2018), however, at present
little is known about black C or charcoal within sealed soils. Our results illustrate that historical human activity may have
contributed notable amounts of stable OC to sealed soils in the UK and possibly the US, and that these likely make a significant
contribution to urban soil stable C stores in these areas. This has also been observed in New York, where technosols formed
from coal ash exhibited much higher OC stocks than other soils, illustrating that human transported materials can be a source
270 of high OC stocks (Cambou et al., 2018). However, further work on the stability of sealed soil OC is needed to fully understand
the C dynamics and long-term impacts on C storage.

Some of this additional stable C may also have come from recalcitrant IC sources. IC, such as carbonate, does not thermally
decompose until reaching temperatures of approximately 700-800 °C (Washbourne et al., 2012; Edmondson et al., 2015) and
275 thus would also not be captured in LOI analysis. In addition, K₂SO₄ extraction of IC may not have extracted all recalcitrant IC
in the sample. We found high IC content in our sealed samples, consistent with other observations of urban soils, which is due
to the weathering of minerals from concrete (Washbourne et al., 2015; Weil and Brady, 2017) and the use of calcareous



280 materials such as cement-based rubble and limestone in road subbase layers, which add calcium and carbonates to urban soil
(Shaw and Reeve, 2008; Kida and Kawahigashi, 2015; Asabere et al., 2018). Soil IC stocks make an important contribution to
sealed soils and subsoils in cities, highlighting their importance as hidden stocks in C assessments (Vasenev and Kuzyakov,
2018). The importance of calcium rich minerals and dissolved carbonates in urban soil have been highlighted for the removal
of CO₂ to form calcium carbonate (Washbourne et al., 2015; Jorat et al., 2020); a process that is also being promoted for
agricultural soils as a carbon capture mechanism (Beerling et al., 2020). While little is known about water or air flow under
sealed surfaces, this process has been observed in sealed soil where cracks in paving have allowed water to infiltrate, and
285 dissolved calcium reacted to form calcium carbonate which then moved into deeper soil horizons (Kida and Kawahigashi,
2015). At present, the extent to which this process is occurring in sealed soils is unknown.

4.1.2 SU soil compared to greenspace soil

The SU soil had been sealed and remained largely undisturbed and altered by human activity following sealing. In comparison
with greenspace soil, SU soil exhibited reduced C stocks, a pattern that has been seen in most other studies of sealed soil
290 (Raciti et al., 2012; Wei et al., 2014a; Wei et al., 2014b; Majidzadeh et al., 2017; Majidzadeh et al., 2018). Our results showed
a reduction of 37 % of C stock in SU soil compared to greenspace soil, a notably smaller reduction than that seen in other
studies, where reductions were 66 % in New York (Raciti et al., 2012); 68 % in China (Wei et al., 2014b); and 61.86 %
(Majidzadeh et al., 2017). However, a review by Vasenev and Kuzyakov (2018) found that on average, at 50-100 cm depth,
sealed soil OC stocks were 25 % lower than under lawns, but 10 % higher than under trees and shrubs. This suggests that C
295 losses may be smaller further down the soil profile, and additionally, that the context of the unsealed greenspace soil is
important when making comparisons. Despite our results showing smaller soil C stocks in SU soil than greenspace soil
(3.10 kg C/m⁻² and 4.92 kg C/m⁻² at 0-10 cm), our SU soil C stocks were still greater than other published sealed C stocks
(reported in Sect 4.1.1.); and were comparable to those reported for greenspaces in Alabama, at 3.38 kg C m⁻² at 0-10 cm
(Majidzadeh et al., 2017), and Nanjing City, at 4.52 kg C m⁻² at 0-20 cm (Wei et al., 2014a).

300 Due to the excavation of topsoil for road construction, the sealed soil studied is typically from deep in the soil profile. Deep
urban soils beyond 50 cm depth are rarely studied, particularly so for sealed soils, however they form a very large proportion
of the urban soil profile and play an important role in urban soil C storage (Cambou et al., 2018; Vasenev and Kuzyakov,
2018). Our larger sealed soil C stocks may be a result of various factors. It has been suggested that sealing prevents
305 decomposition due to sealed soil being isolated from the atmosphere and creating unfavourable conditions for microbes (Raciti
et al., 2012; Piotrowska-Długosz and Charzyński, 2015) and thus, while sealing may isolate subsoil C stocks from litter inputs
and decomposition, it does not necessarily deplete them (Vasenev and Kuzyakov, 2018). It is likely that the SU soil C stocks
are a result of the high clay content of the sealed soil, as clay soils can provide high C stabilisation due to organo-mineral
complexes which protect C from decomposition (Hassink, 1997; Six et al., 2002; Lorenz et al., 2008). However, the addition
310 of anthropogenic C to road subbases, as previously discussed for SA soil, may also have contributed to the SU soil C stocks



through transport of C. Little is known about the movement of water and dissolved nutrients through sealed soil, though it has been suggested that dissolved C may travel into sealed soils from more C rich unsealed areas (Majidzadeh et al., 2017; Pereira et al., 2021); and dissolved charcoal is known to be mobilised in soils where there is water flow (Jaffé et al., 2013). Overall, the findings for SU soil C stocks support the argument that sealed subsoil C plays an important role in urban soil C storage
315 and should be included in urban soil C assessments.

4.2 Nutrient stocks are reduced by sealing

Stocks of total N and total P were significantly smaller in both sealed soils compared to greenspace soil. The findings for N stocks corroborate those of other sealed studies, where N content and stocks have been consistency lower than in unsealed soils (Raciti et al., 2012; Wei et al., 2014a; Wei et al., 2014b; Majidzadeh et al., 2017; Piotrowska-Długosz and Charzyński,
320 2015). This is potentially due to the loss of N as a result of topsoil removal during the sealing construction process and the consequent lack of litter inputs following sealing. The reduction in plant growth and organic matter inputs will lead to low levels of substrate and low rates of mineralisation and nitrification, impacting nutrient stocks. It has also been suggested that N content may be reduced in sealed soils due to aqueous losses of dissolved N, or gaseous losses as a result of denitrification (Raciti et al., 2012).

325

The C:N ratio was notably higher in SA soil than both other soils, likely as a result of additions of anthropogenic C, and correlation analysis showed there were significant positive relationships between C and N in both sealed soils and greenspace soil. This is in contrast to previous studies that found no relationship between C and N in sealed soil (Raciti et al., 2012; Majidzadeh et al., 2017); while one study found sealing led to a lower C:N ratio, with lower C explained by a lack of organic
330 matter inputs, and a disruption in the relationship between C and N (Wei et al., 2014b). It has been suggested that sealing decouples C and N (Raciti et al., 2012; Wei et al., 2014b), an assertion which is supported by the C:N ratio seen here in SA soil, however, the strong positive correlation between C and N in both SU and SA soil suggest this decoupling may not always occur in sealed soils.

335 Studies of total P stocks are rare in sealed soils. We found that sealing significantly reduced total P stocks in both sealed soils compared to greenspace soil. These findings are contrary to other observations of P, where Olsen P concentration was greater in sealed soils (Wei et al., 2014a; Martinová et al., 2016); and P extracted using the Mehlich-1 method was greater in soils of crawl spaces beneath houses than in adjacent lawns (Majidzadeh et al., 2017; Majidzadeh et al., 2018). These observed increases have been explained by the absence of P uptake by plants, and reduced loss of P by leaching or runoff (Wei et al.,
340 2014a; Majidzadeh et al., 2018). In a study in Poland, no difference in available P content was observed between sealed and unsealed soil, though semi-pervious soil did have a slightly lower P content (Piotrowska-Długosz and Charzyński, 2015). Our results may differ from other studies due to the difference in analysis method and the form of P analysed. In addition, some of the differences may be attributable to notable climatic differences between the study locations.



4.3 Anthropogenic additions influence nutrient dynamics

345 The SU soil had greater ammonium content and significantly lower nitrate content than greenspace soil; but the SA soil showed
no difference in mineral N to the greenspace soil. The presence of ammonium in SU soil suggests that mineralisation had
occurred in this soil to some degree, however, it is unknown whether this had occurred previously, utilising SOM leftover
prior to sealing, or whether the process was ongoing. Potential N mineralisation has been observed to be significantly lower in
sealed soil (Zhao et al., 2012), though some have found no significant difference in N mineralisation or inorganic N levels
350 between sealed and unsealed soil (Wei et al., 2014a). It has been suggested that nutrient deficiency in sealed soils may stimulate
microbes to decompose any available N into ammonium for their survival, and that anaerobic conditions may promote the
conversion of nitrate to ammonium by nitrate reductase or to N₂O gas through denitrification (Norton and Stark, 2011; Raciti
et al., 2012; Zhao et al., 2012). Ammonium can also accumulate in soil as a result of sorption to clay minerals (Nieder et al.,
2011; Sahrawat, 2008; Weil and Brady, 2017); and exchangeable ammonium has been seen to increase following vegetation
355 removal, perhaps due to reduced plant uptake, death of root material and decreased transpiration leading to more water
movement in soil (Page, 2004), processes which may also occur in sealed soil.

Average nitrate content for greenspace and SA soils were similar to previous urban soil nitrate observations, which range from
3.3 mg/kg for bare soil in Beijing (Zhao et al., 2012), to 8.7 mg/kg for park soil in Leuven, Belgium (Martinová et al., 2016).
360 There was variation between the two sealed soils, with SU soil having significantly lower nitrate content than greenspace soil
and SA soil showing no significant difference to greenspace soil. In the SU soil, it is possible that sealing conditions restricted
the growth of the microbial community (Lorenz and Lal, 2009), thus preventing nitrification. SU soils exhibited high bulk
density suggesting the soil is compacted and may be limited in oxygen. The presence of oxygen is a key control in nitrate
production (Sahrawat, 2008; Weil and Brady, 2017), and compacted soils typically have lower aeration, soil moisture and
365 reduced rates of nitrification (De Neve and Hofman, 2000). Our data for SU soil supports findings from previous sealing
studies, where nitrification and other microbial activities were notably reduced by sealing (Zhao et al., 2012; Wei et al., 2014a;
Pereira et al., 2021). There is also the possibility that our low nitrate content was a result of losses due to denitrification or
leaching of dissolved mineral N, as suggested by Raciti et al. (2012). The high pH of the SU soil and the presence of
redoximorphic features exhibited by these samples both suggest reduction conditions and anoxic patches, within which
370 denitrification could occur. As such, the low nitrate content in SU soil may have been due to reduced nitrification or increased
denitrification, both of which can occur at low oxygen concentrations (Norton and Stark, 2011).

Conversely, the SA soil exhibited slightly higher nitrate content than SU soil and showed no difference to greenspace soil.
This may be a result of numerous factors. Bulk density was lower in SA soil suggesting improved aeration and greater oxygen
375 levels than in the SU soil. This could lead to conditions sufficient for nitrification in SA soil leading to the slightly higher
nitrate levels, or alternatively, the reduction of denitrification conditions which would lead to reduced nitrate losses as N₂O



380 gas. In addition, charcoal added to soil has been found to alleviate factors that inhibit nitrification (Abdelrahman et al., 2018), suggesting there may be benefits for nitrate levels from the anthropogenic additions of charcoal to the SA soil. As seen in our findings, soil nutrient dynamics within sealed soils remain largely unknown, highlighting the importance of further research into sealed soil processes and the potential effects of anthropogenic materials on these important soil functions.

5 Conclusions

This study has found a number of widespread effects of sealing on soil properties, carbon storage and nutrient dynamics. Soil properties were significantly affected by soil sealing, leading to higher pH, lower soil moisture and higher bulk density than in greenspace soils. This study has highlighted, for the first time, the potential importance of anthropogenic additions to soil carbon stocks under sealed surfaces. We found that anthropogenic additions of C-rich materials to sealed soils can lead to notably large soil C stocks, in some cases larger than greenspace soils, forming a legacy C store under sealed surfaces. This highlights that land development history is potentially an important control on urban soil C storage and its heterogeneity within, and between, cities. Our findings also indicate that this legacy C storage in sealed soils may include stable OC with long residence times as a result of historic OC additions in areas with an industrial past. However, further work into the long-term OC storage capabilities of sealed soil is needed to provide a complete picture of urban soil C storage. Inorganic C also contributes to this legacy C store in sealed soils due to the weathering of minerals from concrete and calcareous materials; and the potential for atmospheric CO₂ removal due to calcium carbonate production in sealed soils is an area in need of further investigation. Mineral N dynamics in sealed soils also appeared to be influenced by anthropogenic additions. This may have been a result of improved soil structure and conditions for nitrification, or a lack of conditions leading to denitrification compared to relatively undisturbed sealed soils. Where sealed soils remained relatively undisturbed and altered by human additions, carbon, N and P stocks were all reduced. Overall, this study points to a need to understand how land development history influences sealed soil functioning, and for further studies that advance our understanding of carbon stocks and nutrient dynamics in sealed soils.

400 Data availability

The data is available in the Lancaster University repository, with DOI: 10.17635/lancaster/researchdata/422.



Author contribution

The concept and data collection were designed by Roisin O’Riordan, Jess Davies and Carly Stevens; and sample collection, lab analyses and data analyses were undertaken by Roisin O’Riordan. The manuscript was prepared by Roisin O’Riordan with
405 contributions from all co-authors.

Competing interests

Author John N Quinton is an Executive Editor of the journal SOIL.

Acknowledgements

This work was carried out as part of a Faculty of Science & Technology PhD at Lancaster University, in part supported by the
410 UK Engineering and Physical Sciences Research Council, Living With Environmental Change Programme as part of the Soil-
Value project (EP/N030532/1). We would like to thank colleagues at Lancaster Environment Centre for their support in the
Plant-Soil Ecology lab, particularly Annette Ryan and Clare Benskin, for providing support and advice throughout the duration
of this study. We would also like to acknowledge our colleague Chris Boyko at ImaginationLancaster for their support through
this project. We would also like to thank the companies that provided access to excavation sites for sealed samples: Beaumont
415 Morgan, United Utilities, Balfour Beatty and Gallagher; and the councils of Greater Manchester for allowing access to sample
in greenspaces. Basemap data was supplied by Ordnance Survey. The soil type data was provided by the Soilscales viewer by
LandIS © at Cranfield University.

References

- 420 Abdelrahman, H., Hofmann, D., Berns, A. E., Meyer, N., Bol, R., and Borchard, N.: Historical charcoal additions alter water
extractable, particulate and bulk soil C composition and stabilization, *Journal of Plant Nutrition and Soil Science*, 181, 809-
817, <https://doi.org/10.1002/jpln.201800261>, 2018.
- Artmann, M.: Assessment of Soil Sealing Management Responses, Strategies, and Targets Toward Ecologically Sustainable
Urban Land Use Management, *Ambio*, 43, 530-541, 10.1007/s13280-014-0511-1, 2014.
- 425 Asabere, S. B., Zeppenfeld, T., Nketia, K. A., and Sauer, D.: Urbanization leads to increases in pH, carbonate, and soil organic
matter stocks of arable soils of Kumasi, Ghana (West Africa), *Frontiers in Environmental Science*, 6, 119, 2018.
- Beerling, D. J., Kantzas, E. P., Lomas, M. R., Wade, P., Eufrazio, R. M., Renforth, P., Sarkar, B., Andrews, M. G., James, R.
H., Pearce, C. R., Mercure, J.-F., Pollitt, H., Holden, P. B., Edwards, N. R., Khanna, M., Koh, L., Quegan, S., Pidgeon, N. F.,
Janssens, I. A., Hansen, J., and Banwart, S. A.: Potential for large-scale CO₂ removal via enhanced rock weathering with
croplands, *Nature*, 583, 242-248, 10.1038/s41586-020-2448-9, 2020.
- 430 Bradley, R., Milne, R., Bell, J., Lilly, A., Jordan, C., and Higgins, A.: A soil carbon and land use database for the United
Kingdom, *Soil Use and Management*, 21, 363-369, 2005.
- Bullock, P., and Gregory, P. J.: *Soils in the urban environment*, John Wiley & Sons, 1991.
- Cambou, A., Shaw, R. K., Huot, H., Vidal-Beaudet, L., Hunault, G., Cannavo, P., Nold, F., and Schwartz, C.: Estimation of
soil organic carbon stocks of two cities, New York City and Paris, *Science of the total environment*, 644, 452-464, 2018.



- 435 De Neve, S., and Hofman, G.: Influence of soil compaction on carbon and nitrogen mineralization of soil organic matter and crop residues, *Biology and Fertility of Soils*, 30, 544-549, 10.1007/s003740050034, 2000.
- Edmondson, J. L., Davies, Z. G., McHugh, N., Gaston, K. J., and Leake, J. R.: Organic carbon hidden in urban ecosystems, *Scientific Reports*, 2, 10.1038/srep00963, 2012.
- 440 Edmondson, J. L., Stott, I., Potter, J., Lopez-Capel, E., Manning, D. A. C., Gaston, K. J., and Leake, J. R.: Black Carbon Contribution to Organic Carbon Stocks in Urban Soil, *Environmental Science & Technology*, 49, 8339-8346, 10.1021/acs.est.5b00313, 2015.
- EU: European Commission: Guidelines on best practice to limit, mitigate or compensate soil sealing, Luxembourg: European Union[SWD(2012) 101, 2012.
- FAO: World Reference Base for Soil Resources 2014, update 2015. International soil classification system for naming soils and creating legends for soil maps, Rome. Report No. 106, 2015.
- 445 FAO: Measuring and modelling soil carbon stocks and stock changes in livestock production systems: Guidelines for assessment (Version 1), Rome, FAO. , 2018.
- Hamilton, G. A., and Hartnett, H. E.: Soot black carbon concentration and isotopic composition in soils from an arid urban ecosystem, *Organic Geochemistry*, 59, 87-94, <https://doi.org/10.1016/j.orggeochem.2013.04.003>, 2013.
- 450 Hassink, J.: The capacity of soils to preserve organic C and N by their association with clay and silt particles, *Plant and Soil*, 191, 77-87, 10.1023/A:1004213929699, 1997.
- Herrmann, D. L., Shuster, W. D., and Garmestani, A. S.: Vacant urban lot soils and their potential to support ecosystem services, *Plant and Soil*, 413, 45-57, 10.1007/s11104-016-2874-5, 2017.
- Herrmann, D. L., Schifman, L. A., and Shuster, W. D.: Widespread loss of intermediate soil horizons in urban landscapes, 455 *Proceedings of the National Academy of Sciences of the United States of America*, 115, 6751-6755, 10.1073/pnas.1800305115, 2018.
- Jaffé, R., Ding, Y., Niggemann, J., Vähätalo, A. V., Stubbins, A., Spencer, R. G. M., Campbell, J., and Dittmar, T.: Global Charcoal Mobilization from Soils via Dissolution and Riverine Transport to the Oceans, *Science*, 340, 345, 10.1126/science.1231476, 2013.
- 460 Jorat, M. E., Goddard, M. A., Manning, P., Lau, H. K., Ngeow, S., Sohi, S. P., and Manning, D. A. C.: Passive CO₂ removal in urban soils: Evidence from brownfield sites, *Science of The Total Environment*, 703, 135573, <https://doi.org/10.1016/j.scitotenv.2019.135573>, 2020.
- Kachurina, O. M., Zhang, H., Raun, W. R., and Krenzer, E. G.: Simultaneous determination of soil aluminum, ammonium- and nitrate-nitrogen using 1 M potassium chloride extraction, *Communications in Soil Science and Plant Analysis*, 31, 893-903, 10.1080/00103620009370485, 2000.
- 465 Kida, K., and Kawahigashi, M.: Influence of asphalt pavement construction processes on urban soil formation in Tokyo, *Soil Science and Plant Nutrition*, 61, 135-146, 10.1080/00380768.2015.1048182, 2015.
- Kuzyakov, Y., Bogomolova, I., and Glaser, B.: Biochar stability in soil: Decomposition during eight years and transformation as assessed by compound-specific ¹⁴C analysis, *Soil Biology and Biochemistry*, 70, 229-236, 470 <https://doi.org/10.1016/j.soilbio.2013.12.021>, 2014.
- Lehmann, A.: Technosols and other proposals on urban soils for the WRB [World Reference Base for Soil Resources], *International agrophysics*, 20, 2006.
- Lehmann, A., and Stahr, K.: Nature and significance of anthropogenic urban soils, *Journal of Soils and Sediments*, 7, 247-260, 2007.
- 475 Lehmann, J., Abiven, S., Kleber, M., Pan, G., Singh, B. P., Sohi, S. P., Zimmerman, A. R., Lehmann, J., and Joseph, S.: Persistence of biochar in soil, in: *Biochar for environmental management: Science, technology and implementation*, Earthscan, 233-280, 2015.
- Lorenz, K., Lal, R., and Shipitalo, M. J.: Chemical stabilization of organic carbon pools in particle size fractions in no-till and meadow soils, *Biology and Fertility of Soils*, 44, 1043-1051, 10.1007/s00374-008-0300-8, 2008.
- 480 Lorenz, K., and Lal, R.: Biogeochemical C and N cycles in urban soils, *Environment International*, 35, 1-8, 10.1016/j.envint.2008.05.006, 2009.
- Lorenz, K., and Lal, R.: Managing soil carbon stocks to enhance the resilience of urban ecosystems, *Carbon Management*, 6, 35-50, 10.1080/17583004.2015.1071182, 2015.



- MacBride, S.: The archeology of coal ash: An industrial-urban solid waste at the dawn of the hydrocarbon economy, *IA. The Journal of the Society for Industrial Archeology*, 23-39, 2013.
- Majidzadeh, H., Lockaby, B. G., and Governo, R.: Effect of home construction on soil carbon storage-A chronosequence case study, *Environmental Pollution*, 226, 317-323, 2017.
- Majidzadeh, H., Lockaby, B. G., Price, R., and Governo, R.: Soil carbon and nitrogen dynamics beneath impervious surfaces, *Soil Science Society of America Journal*, 82, 663-670, 2018.
- 490 Martinová, V., Van Geel, M., Lievens, B., and Honnay, O.: Strong differences in *Quercus robur*-associated ectomycorrhizal fungal communities along a forest-city soil sealing gradient, *Fungal Ecology*, 20, 88-96, 2016.
- Morel, J. L., Chenu, C., and Lorenz, K.: Ecosystem services provided by soils of urban, industrial, traffic, mining, and military areas (SUITMAs), *Journal of Soils and Sediments*, 15, 1659-1666, 10.1007/s11368-014-0926-0, 2015.
- 495 Nieder, R., Benbi, D. K., and Scherer, H. W.: Fixation and defixation of ammonium in soils: a review, *Biology and Fertility of Soils*, 47, 1-14, 10.1007/s00374-010-0506-4, 2011.
- Norton, J. M., and Stark, J. M.: Chapter Fifteen - Regulation and Measurement of Nitrification in Terrestrial Systems, in: *Methods in Enzymology*, edited by: Klotz, M. G., Academic Press, 343-368, 2011.
- Page, K.: Identification of the causes of subsoil ammonium accumulations in southeastern Queensland, 2004.
- Pavao-Zuckerman, M.: Urbanization, Soils, and Ecosystem Services, in: *Soil Ecology and Ecosystem Services*, edited by: 500 Wall DH, B. R., Behan-Pelletier V, Herrick JE, Jones TH, Ritz K, Six J, Strong DR, van der Putten WH, Oxford University Press, Oxford, 270-281, 2012.
- Pereira, M. C., O'Riordan, R., and Stevens, C.: Urban soil microbial community and microbial-related carbon storage are severely limited by sealing, *Journal of Soils and Sediments*, 1-11, 2021.
- Piotrowska-Długosz, A., and Charzyński, P.: The impact of the soil sealing degree on microbial biomass, enzymatic activity, and physicochemical properties in the Ekranic Technosols of Toruń (Poland), *Journal of Soils and Sediments*, 15, 47-59, 2015.
- 505 Pouyat, R. V., Yesilonis, I. D., and Nowak, D. J.: Carbon storage by urban soils in the United States, *Journal of environmental quality*, 35, 1566-1575, 2006.
- Pouyat, R. V., Day, S. D., Brown, S., Schwarz, K., Shaw, R. E., Szlavecz, K., Trammell, T. L., and Yesilonis, I. D.: Urban Soils, in: *Forest and Rangeland Soils of the United States Under Changing Conditions*, Springer, Cham, 127-144, 2020.
- 510 Raciti, S. M., Groffman, P. M., Jenkins, J. C., Pouyat, R. V., Fahey, T. J., Pickett, S. T., and Cadenasso, M. L.: Accumulation of carbon and nitrogen in residential soils with different land-use histories, *Ecosystems*, 14, 287-297, 2011.
- Raciti, S. M., Hutyra, L. R., and Finzi, A. C.: Depleted soil carbon and nitrogen pools beneath impervious surfaces, *Environmental Pollution*, 164, 248-251, 2012.
- Rawlins, B. G., Vane, C. H., Kim, A. W., Tye, A. M., Kemp, S. J., and Bellamy, P. H.: Methods for estimating types of soil 515 organic carbon and their application to surveys of UK urban areas, *Soil Use and Management*, 24, 47-59, 10.1111/j.1475-2743.2007.00132.x, 2008.
- Rowland, A. P., and Grimshaw, H. M.: A wet oxidation procedure suitable for total nitrogen and phosphorus in soil, *Communications in Soil Science and Plant Analysis*, 16, 551-560, 10.1080/00103628509367628, 1985.
- Saha, U. K., Sonon, L., and Biswas, B. K.: A Comparison of Diffusion-Conductimetric and Distillation-Titration Methods in 520 Analyzing Ammonium- and Nitrate-Nitrogen in the KCl-Extracts of Georgia Soils, *Communications in Soil Science and Plant Analysis*, 49, 63-75, 10.1080/00103624.2017.1421647, 2018.
- Sahrawat, K. L.: Factors Affecting Nitrification in Soils, *Communications in Soil Science and Plant Analysis*, 39, 1436-1446, 10.1080/00103620802004235, 2008.
- Scalenghe, R., and Marsan, F. A.: The anthropogenic sealing of soils in urban areas, *Landscape and Urban Planning*, 90, 1-10, 525 10.1016/j.landurbplan.2008.10.011, 2009.
- Schifman, L. A., Prues, A., Gilkey, K., and Shuster, W. D.: Realizing the opportunities of black carbon in urban soils: Implications for water quality management with green infrastructure, *Science of the Total Environment*, 644, 1027-1035, 10.1016/j.scitotenv.2018.06.396, 2018.
- Shaw, P., and Reeve, N.: Influence of a parking area on soils and vegetation in an urban nature reserve, *Urban Ecosystems*, 530 11, 107-120, 10.1007/s11252-007-0044-5, 2008.
- Six, J., Conant, R. T., Paul, E. A., and Paustian, K.: Stabilization mechanisms of soil organic matter: Implications for C-saturation of soils, *Plant and Soil*, 241, 155-176, 10.1023/A:1016125726789, 2002.
- Soilscapes Viewer, Cranfield University: <http://www.landis.org.uk/soilscapes/>, access: 08.10.2020, 2020.



- United Nations: World Urbanization Prospects 2018: Highlights 2019.
- 535 Vance, E. D., Brookes, P. C., and Jenkinson, D. S.: An extraction method for measuring soil microbial biomass C, *Soil biology and Biochemistry*, 19, 703-707, 1987.
- Vasenev, V., and Kuzyakov, Y.: Urban soils as hot spots of anthropogenic carbon accumulation: Review of stocks, mechanisms and driving factors, *Land Degradation & Development*, 29, 1607-1622, 10.1002/ldr.2944, 2018.
- 540 Vasenev, V. I., Stoorvogel, J. J., and Vasenev, I. I.: Urban soil organic carbon and its spatial heterogeneity in comparison with natural and agricultural areas in the Moscow region, *CATENA*, 107, 96-102, <https://doi.org/10.1016/j.catena.2013.02.009>, 2013.
- Vasenev, V. I., Van Oudenhoven, A. P. E., Romzaykina, O. N., and Hajiaghaeva, R. A.: The Ecological Functions and Ecosystem Services of Urban and Technogenic Soils: from Theory to Practice (A Review), *Eurasian Soil Science*, 51, 1119-1132, 10.1134/s1064229318100137, 2018.
- 545 Washbourne, C.-L., Lopez-Capel, E., Renforth, P., Ascough, P. L., and Manning, D. A. C.: Rapid Removal of Atmospheric CO₂ by Urban Soils, *Environmental Science & Technology*, 49, 5434-5440, 10.1021/es505476d, 2015.
- Washbourne, C. L., Renforth, P., and Manning, D. A. C.: Investigating carbonate formation in urban soils as a method for capture and storage of atmospheric carbon, *Science of the Total Environment*, 431, 166-175, 10.1016/j.scitotenv.2012.05.037, 2012.
- 550 Wei, Z.-Q., Wu, S.-H., Zhou, S.-L., Li, J.-T., and Zhao, Q.-G.: Soil organic carbon transformation and related properties in urban soil under impervious surfaces, *Pedosphere*, 24, 56-64, 2014a.
- Wei, Z., Wu, S., Yan, X., and Zhou, S.: Density and stability of soil organic carbon beneath impervious surfaces in urban areas, *PloS one*, 9, e109380, 2014b.
- Weil, R., and Brady, N.: *The nature and properties of soils*, Fifteenth edition ed., Pearson, Columbus, 2017.
- 555 Yang, J.-L., and Zhang, G.-L.: Formation, characteristics and eco-environmental implications of urban soils – A review, *Soil Science and Plant Nutrition*, 61, 30-46, 10.1080/00380768.2015.1035622, 2015.
- Zhao, D., Li, F., Wang, R. S., Yang, Q. R., and Ni, H. S.: Effect of soil sealing on the microbial biomass, N transformation and related enzyme activities at various depths of soils in urban area of Beijing, China, *Journal of Soils and Sediments*, 12, 519-530, 10.1007/s11368-012-0472-6, 2012.
- 560 Ziter, C., and Turner, M. G.: Current and historical land use influence soil-based ecosystem services in an urban landscape, *Ecological Applications*, 28, 643-654, 10.1002/eap.1689, 2018.