



1 **Combined application of animal manure and straw benefit soil fauna community**  
2 **in dryland farming**

3 Ling Sun, Jinggui Wu\*

4 College of Resource and Environmental Science, Jilin Agricultural University,  
5 Changchun 130118, China.

6 \* **Corresponding author:** Jinggui Wu, No. 2888 Xincheng Avenue, Changchun City,  
7 Jilin Province, 130118, China.

8 E-mail address: [wujinggui@jlau.edu.cn](mailto:wujinggui@jlau.edu.cn)

9

10 **Abstract.** Addition of organic wastes such as animal manures and straw is a feasible  
11 practice to alleviate soil degradation, and the mitigation is closely related to the  
12 activities of soil-dwelling fauna. In this study, the community structure of soil fauna  
13 were compared under four treatment regimes: straw only, and straw combined with  
14 the use of chicken manure, ox manure and pig manure. A total of 12459 soil fauna  
15 were captured, belonging to 23 groups. Treatments animal manure combined with  
16 straw led to increased the number of soil fauna groups and individuals, diversity index,  
17 richness index and dominance index, while reduced the evenness index of soil fauna.  
18 Compared to the other treatments, maize straw plus chicken manure and maize straw  
19 plus pig manure treatments had the largest number of soil fauna groups. Among all  
20 the treatments, *Oribatida*, *Astigmata*, *Desoria* and *Folsomia* were the dominant  
21 species, accounting for 69.94% of the total number of individuals. Maize straw plus  
22 pig manure treatment had the largest diversity index soil fauna community. The  
23 richness index of soil fauna community in maize straw plus chicken manure and  
24 maize straw plus pig manure treatments were higher compared to other treatments.



25 The highest dominance index of soil fauna was recorded in maize straw plus ox  
26 manure treatment. In conclusion, our findings suggested that animal manure  
27 combined with straw, especially the application of maize straw plus pig manure was  
28 the most effective treatment for enhancing soil fauna community.

29

30 **Keywords:** animal manure; maize straw; soil fauna; community diversity

31

## 32 **1 Introduction**

33 Soil fauna is widely distributed in the farmland ecosystem and is involved in  
34 many important soil ecological processes and play key roles in maintenance of soil  
35 structure stability (Brussaard, 1998). The composition and diversity of functional  
36 traits of soil fauna can directly express their adaptability to soil environment and  
37 respond to soil fertility and pollution level (Pey et al., 2014). Different fauna groups  
38 have different sensitivity to soil environmental changes, so it is particularly important  
39 to study the abundance and community composition of soil fauna (Lakshmi et al.,  
40 2017). The diversity and community composition of soil fauna are affected by the  
41 quality and quantity of food, physical and chemical properties and biological  
42 characteristics of soil, and can reflect the health status of soil (Bian et al., 2019).  
43 Human activities such as agricultural cultivation, land use intensity and farmland  
44 restoration will change soil environment, which can directly affect the composition  
45 and nutrient structure of soil ecosystem (Morriën, 2016). The external environment  
46 and human activities can alter the quantity and quality of food resources as well as  
47 soil characteristics, thereby affecting the composition and diversity of soil fauna  
48 communities (Menta et al., 2020).



49           Applying animal manure and straw can improve soil carbon (C) and nitrogen (N)  
50 contents, and enhance soil physical and chemical environment (Wei et al., 2016).  
51 Compared with traditional tillage, conservation tillage and combined application of  
52 organic materials were more likely to increase the density and diversity of soil fauna,  
53 and thus significantly improve soil fertility (Mbau et al., 2015). Zhu et al. (2015)  
54 found that the application of organic fertilizer can provide food sources for soil fauna,  
55 thus increasing the number and diversity of soil fauna. Returning organic materials to  
56 the field can increase the input of organic C and nutrients. On the one hand, soil fauna  
57 can promote the decomposition of organic materials, and on the other hand, they can  
58 change the composition of microbial community through predation, thus affecting the  
59 decomposition of organic matter and material circulation by microorganisms (Seppey  
60 et al., 2017).

61           Different soil fauna communities play different roles in the decomposition  
62 process of crop straw and animal manure, and also play an important role in the  
63 formation of soil nutrients. Soil fauna can affect refractory organic C through a  
64 variety of direct and indirect ways, and also improve the soil environment and have an  
65 important impact on the stabilization process of microbial organic C (Fox et al., 2006).  
66 Filser et al (2016) demonstrated a very strong impact of soil fauna on C turnover. Soil  
67 fauna can regulate the formation and decomposition of soil organic C, so it is of great  
68 significance to explore the changes of composition and diversity of different fauna  
69 communities and clarify the rational regulation of different organic materials on soil  
70 fauna.



71           The goal of this research is to determine the combined effect of animal manure  
72   and straw (AM-S) on soil fauna communities in a dark brown soil. The research  
73   results will help to identify the most suitable animal manure and straw for improving  
74   soil fauna and providing a reference for agricultural residue management. We  
75   hypothesized that applying AM-S would affect the composition of fauna communities,  
76   while different animal manure might have different effects on soil fauna function and  
77   diversity.

78

## 79   **2 Materials and methods**

### 80   2.1 Study site

81           The study was set up in Liaoyuan County, Jilin Province, northeastern China  
82   (42°50'55"N, 125°20'31"E). This region is very cold during winter and hot during  
83   summer, having a temperate continental monsoon climate. The average annual  
84   temperature is 5.4 °C, and the mean annual precipitation is 666.5 mm. The soil is  
85   classified as dark-brown soil with a pH of 6.3. The total organic C, total N,  
86   alkali-hydrolyzable N, available phosphorus (P), and available potassium (K) in 0-20  
87   cm soil are 12.3 g kg<sup>-1</sup>, 1.3 g kg<sup>-1</sup>, 100.4 mg kg<sup>-1</sup>, 20.3 mg kg<sup>-1</sup>, and 125.1 mg kg<sup>-1</sup>,  
88   respectively. Artificial irrigation was not provided during the experiment although the  
89   area is dryland.

### 90   2.2 Field experiment

91           The field was arranged in a randomized block design consisting of twelve plots  
92   (50 m<sup>2</sup> each) with four treatments in three replicates. The treatments were maize straw  
93   only (S), maize straw plus ox manure (SO), maize straw plus chicken manure (SC),



94 maize straw plus pig manure (SP). The chicken manure, ox manure, and pig manure  
95 were collected from chicken farms, ox farms, and pig farms in Liaoyuan County and  
96 they were composted a few months before application. Three replicate samples were  
97 analysed per mixture of composted manure that was collected from the livestock  
98 farms. The basic properties of the organic materials used in this study are shown in  
99 Table 1.

100 Table 1. Basic properties of the initial organic materials.

Property	Maize straw	Ox manure	Chicken manure	Pig manure
Organic C (g kg <sup>-1</sup> )	423.05 ± 1.93a	308.15 ± 2.10c	238.61 ± 3.09d	313.54 ± 2.19b
Total N (g kg <sup>-1</sup> )	6.52 ± 0.46d	13.25 ± 0.64c	15.77 ± 0.58b	17.20 ± 1.01a
C/N	65.11 ± 4.47a	23.29 ± 0.97b	15.14 ± 0.37c	18.27 ± 0.95 c
Lignin (%)	6.32 ± 0.2b	7.23 ± 0.11a	3.21 ± 0.24d	5.09 ± 0.31c
Cellulose (%)	32.28 ± 0.64a	23.53 ± 1.4b	7.04 ± 0.18d	14.41 ± 0.24c
Hemicellulose (%)	22.37 ± 1.1a	15.38 ± 0.46b	4.26 ± 0.12d	13.24 ± 0.3c
Polyphenol (%)	0.87 ± 0.02a	0.73 ± 0.10b	0.68 ± 0.06b	0.69 ± 0.07b
Lignin/N	9.71 ± 0.38a	5.47 ± 0.35b	2.04 ± 0.21d	2.97 ± 0.35c
Soluble substance /%	32 ± 1.15d	42.24 ± 0.51b	40.24 ± 0.29c	47.56 ± 0.50a

101 Note: Data with the same lowercase letter within the same row do not differ significantly at the  
102 5% level according to the least significant difference test. (Mean ± standard error, n = 3, C, carbon;  
103 N, nitrogen).

104 In this experiment, the same amount of maize straw was applied to each plot  
105 (7300 kg ha<sup>-1</sup>). The application of the animal manure was adjusted so that equal  
106 amounts of C (7738 kg C ha<sup>-1</sup>) can be applied in each plot. The application rate for  
107 the animal manure was 32,500 kg ha<sup>-1</sup> for chicken manure, 25,123 kg ha<sup>-1</sup> for ox  
108 manure, and 24,333 kg ha<sup>-1</sup> for pig manure. The straw strip composting method was  
109 used for the returning of straws. In each plot, about 20 cm trenches were made



110 whereby the same amount of maize straw was applied in all the treatment plots. Thus,  
111 different animal manures were evenly spread on the maize straw for the respective  
112 treatment plots. The incorporated organic materials were covered with the  
113 surrounding soil. However, the focus of this study was to sample the litterbags for the  
114 experiment.

115 An in situ soil burying test of a nylon net bag was conducted in May 2019. In  
116 October 2018, the maize straw from the test area was collected as the initial straw  
117 materials and brought back to the laboratory for air drying. The crushing length of the  
118 stems and leaves was about 8 cm, and the stalks and leaves were mixed evenly for use.  
119 Before straw bagging, 20.65 g of cow manure, 26.71 g of chicken manure, and 20 g of  
120 pig manure were used for SO, SC, and SP treatments (calculated according to the  
121 weight of straw in the straw bale, which was consistent with the application amount  
122 corresponding to the 7300 kg ha<sup>-1</sup> straw returned to the field in the field test). There  
123 were 60 sample bags (4 treatments × 3 replicates × 5 samples), and the dimensions for  
124 the sample bag were 15 × 25 cm, 2 mm mesh size. The weight of straw in each bag  
125 was 6.00 ± 0.03 g, followed by adding the animal manure of each treatment,  
126 respectively, according to the equal C principle. The nylon bag was tied tightly and  
127 then buried in the corresponding plots of each treatment, respectively.

### 128 2.3 Soil Sampling and Measurement

129 Sample bags were destructively retrieved in May, June, July, August and  
130 September after the bags were buried. At each sampling date 12 (4 treatments × 3  
131 replicates) nylon net bags were retrieved. On every sampling date, the litterbags were  
132 handled with great care during the removal process, and each litterbag was carefully



133 transported in a separate plastic bag. Tullgren funnel was used to separate the soil  
134 fauna in the decomposing bag and store them in 75% alcohol solution after collection.

135 After fixation and preservation, the collected soil animals were classified,  
136 identified and counted with a stereomicroscope. Soil fauna were mainly classified  
137 according to Chinese Soil Fauna Retrieval Guide (Yin, 1998) and Insect classification  
138 and retrieval (Li et al., 1987)

139 In the analysis of soil fauna community, dominant group, common group and  
140 rare group were defined as more than 10%, 1-10% and less than 1% of the total  
141 number of captured individuals, respectively. For the diversity of soil fauna  
142 community, Shannon-Wiener diversity index ( $H$ ), Simpson dominance index ( $C$ ),  
143 Pielou evenness index ( $E$ ) and Margalef richness index ( $D$ ) were adopted, and the  
144 calculation formula was as follows (Zhang et al., 2018):

145 Shannon-wiener diversity index ( $H$ ): 
$$H = -\sum_{i=1}^S P_i \ln P_i \quad (1)$$

146 Simpson dominance index ( $C$ ): 
$$C = \sum_{i=1}^S (N_i / N)^2 \quad (2)$$

147 Pielou evenness index ( $E$ ): 
$$E = H / \ln S \quad (3)$$

148 Margalef richness index ( $D$ ): 
$$D = (S - 1) / \ln N \quad (4)$$

149 Where:  $S$  represents all groups of soil fauna,  $P_i = N_i / N$  represents the abundance ratio of  
150 the  $i$ th group,  $N$  is the total number of individuals, and  $N_i$  is the number of individuals  
151 of the  $i$ th group.

152 Jaccard Similarity Index ( $J$ ): 
$$J = \frac{c}{a + b - c} \quad (5)$$

153 Where:  $a$  and  $b$  respectively represent the number of groups of each treatment, and  $c$



154 represents the number of groups shared by the two treatments. Jaccard similarity  
155 index values greater than 0.75, between 0.5-0.75, between 0.25-0.5 and less than 0.25  
156 indicate that two communities are very similar, medium similar, medium dissimilar  
157 and very dissimilar, respectively.

158 Motyka community similarity coefficient ( $S_m$ ): 
$$S_m = \frac{2 \sum M_w}{M_A + M_B} \times 100 \quad (6)$$

159 Where:  $M_w$  represents the smaller quantitative values of common species in two  
160 communities (A and B),  $M_A$  and  $M_B$  represent the sum of quantitative values of all  
161 species in community A and community B, respectively, where the quantitative values  
162 are expressed in the number of individuals. Motyka community similarity coefficient  
163 ( $S_m$ ) greater than 75, 50-75, 25-50 and less than 25 indicated that the two  
164 communities were very similar, medium similar, medium dissimilar and very  
165 dissimilar, respectively.

166 The soil organic carbon (SOC) content was determined by  $K_2Cr_2O_7-H_2SO_4$   
167 oxidation (Ouyang et al., 2013) while the contents of easily oxidizable carbon (EOC)  
168 and dissolved organic carbon (DOC) were determined according to the method  
169 prescribed by Yeomans and Bremner (1998). The microbial biomass carbon (MBC)  
170 content was determined using the chloroform fumigation-extraction method, and  $k_{EC}$   
171 = 0.38 (Vance et al., 1987). The particulate organic carbon (POC) was dispersed by  
172 sodium hexametaphosphate (Gong et al., 2008), and SOC content of the light fraction  
173 (LFOC) was determined by density separation method (Zhang et al., 2007).

174 The basic properties of the organic materials were analyzed as following: Organic  
175 C was determined by  $K_2Cr_2O_7-H_2SO_4$  oxidation (Ouyang et al., 2013). Total N was





176 measured by Kjeldahl method (Artiola, 1990). Cellulose, hemicellulose and lignin  
177 were measured using Van Soest acid detergent fiber (Van Soest, 1963). Polyphenol  
178 was determined by ferrous tartrate (Turkmen et al., 2006). The soluble substance was  
179 determined as described by Wu et al. (2004).

#### 180 2.4 Statistical analysis

181 Statistical analyses were carried out using the SPSS 17.0 statistical software.  
182 Quantitative data are expressed as mean  $\pm$  SD and analysed by one-way analysis of  
183 variance (ANOVA). Redundancy analysis (RDA) was used to detect the  
184 interrelationship fauna communities and the SOC fractions. Redundancy analysis was  
185 performed using CANOCO 4.5. Relevant data tables and graphs were obtained using  
186 Microsoft Excel.

### 187 3 Results

#### 188 3.1 Composition of soil fauna community

189 A total of 12459 soil fauna specimens were identified during our study (Table 2),  
190 among which *Oribatida*, *Astigmata*, *Desoria* and *Folsomia* were the dominant ones  
191 across all treatments, accounting for 69.94% of the total number of individuals. The  
192 common taxa were 3 species (25.75% of the total number of individuals), including  
193 *Araneae*, *Actinedida* and *Entomobrya*. There were some differences in soil fauna  
194 communities under different treatments, among which, the number of soil animals  
195 under S treatment was the lowest (only 2153), accounting for 17.28% of the total  
196 number of individuals. Treatment SC had the largest number of soil animals,  
197 accounting for 32.43% of the total number of soil animals. The number of soil fauna  
198 groups in each treatment showed in order of SP=SC>SO>S.



199

200 Table 2 Composition, individuals and dominance of soil fauna community after the application of  
 201 animal manure combined with straw.

Name of soil animal	S		SO		SC		SP	
	Individuals	Dominance (%)	Individuals	Dominance (%)	Individuals	Dominance (%)	Individuals	Dominance (%)
<i>Araneae</i>	243	+++	382	+++	304	++	232	++
<i>Astigmata</i>	272	+++	244	++	582	+++	454	+++
<i>Actinedida</i>	215	++	133	++	277	++	262	++
<i>Oribatida</i>	638	+++	1013	+++	1421	+++	904	+++
<i>Aphididae</i>	0		2	+	15	+	7	+
<i>Formicidae</i>	1	+	6	+	18	+	45	++
<i>Tipulidae</i>	3	+	0	+	14	+	22	+
<i>Scutigerellidae</i>	0		4	+	6	+	5	+
<i>Enchytraeidae</i>	3	+	2	+	9	+	10	+
<i>Carabidae</i>	1	+	2	+	3	+	2	+
<i>Staphilinidae</i>	1	+	2	+	8	+	4	+
<i>Staphylinidae</i>	1	+	7	+	5	+	3	+
<i>Sminthurus</i>	0		0		3	+	26	+
<i>Onychiurus</i>	1	+	13	+	11	+	30	+
<i>Protanura</i>	5	+	3	+	4	+	3	+
<i>Neanura</i>	8	+	6	+	2	+	3	+
<i>Hypogastrura</i>	9	+	32	++	11	+	14	+
<i>Proisotoma</i>	0		4	+	11	+	8	+
<i>Isotoma</i>	17	+	33	++	25	+	10	+
<i>Folsomia</i>	278	+++	172	++	602	+++	757	+++
<i>Desoria</i>	301	+++	409	+++	391	++	309	++
<i>Lepidocyrtus</i>	0		17	+	25	+	14	+
<i>Entomobrya</i>	156	++	157	++	294	++	498	+++
Group number	18		21		23		23	
Total Individual	2153		2643		4041		3622	

202 Note: S, maize straw only; SO, maize straw plus ox manure; SC, maize straw plus chicken manure;  
 203 SP, maize straw plus pig manure.

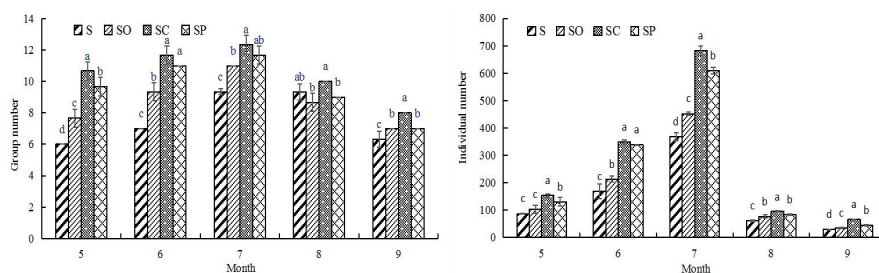
204

### 205 3.2 Monthly dynamic changes of individual and group number of soil fauna

206 The number of groups and individuals of soil fauna showed different changes in  
 207 different sampling months (Figure 1). On the whole, the number of soil fauna groups  
 208 increased first and then decreased with each month in all the treatments. The average  
 209 group number of soil fauna among different treatments varied, following the order



210 SC>SP>SO>S, and the average number of soil fauna groups was the highest in July.  
211 During the 5 months of the study, the individual number of soil fauna showed a trend  
212 of increasing in the first stages and then decreasing in the latter stages in all the  
213 treatments. The average individual number of soil fauna in all treatments was in the  
214 order of SC>SP>SO>S in each month, and the average number of individuals in all  
215 treatments was also the highest in July.  
216



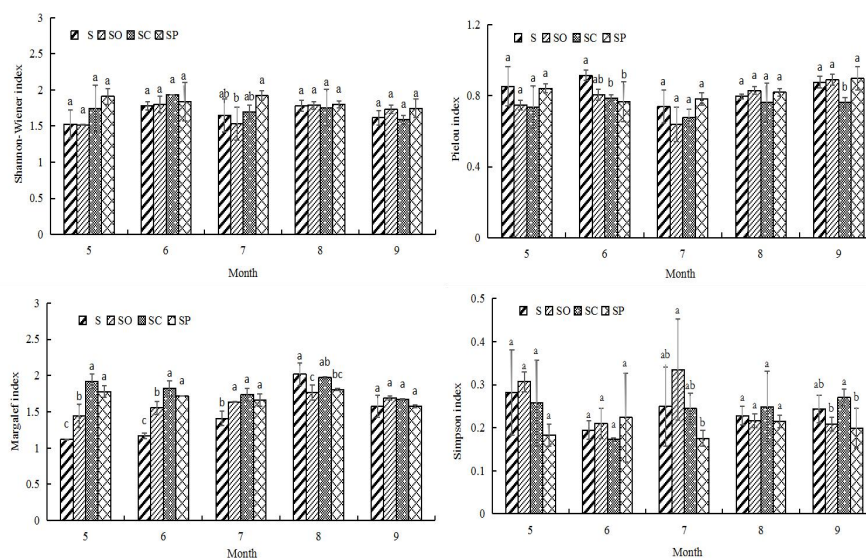
217  
218 Figure. 1 Monthly dynamic changes of individual and group number of soil fauna  
219 Note: The different lowercase letters above the bars among the different treatments indicate  
220 significance at  $P<0.05$ . (S, maize straw only; SO, maize straw plus ox manure; SC, maize straw  
221 plus chicken manure; SP, maize straw plus pig manure,  $n=3$ )  
222

### 223 3.3 Monthly dynamic changes in the diversity of soil fauna community

224 Figure 2 shows that monthly dynamic changes in the diversity of soil fauna  
225 community. Compared with the S treatment, the Shannon-Wiener richness index of  
226 soil fauna in the AM-S-treated plots significantly fluctuated. The Shannon-Wiener  
227 index of soil fauna under SC treatment was the highest in June, and that of soil fauna  
228 under SP treatment was the highest in other experimental months. There was no  
229 significant difference in Pielou evenness index of soil fauna in all treatments at  
230 different sampling time. Margalef richness index of soil fauna increased first and then  
231 decreased with each month, and the Margalef richness index of all treatments was the



232 highest in August. Compared with other months, the Simpson dominance index of soil  
 233 fauna under SO treatment was the highest in July.  
 234



235  
 236 Figure. 2 Monthly dynamic changes in the diversity of soil fauna community  
 237

### 238 3.4 Diversity index of soil fauna community

239 The community characteristics of soil fauna under different treatments are shown in  
 240 Table 3. The Shannon-Wiener diversity index of soil fauna under SP treatment was the  
 241 highest, followed by SC treatment. Compared with S, AM-S treatments reduced the  
 242 Pielou evenness index of soil fauna. The Margalef richness index of soil fauna  
 243 followed the order SC>SP>SO>S. Compared with S treatment, SO treatment  
 244 improved the Simpson dominance index of soil animal community. The results  
 245 indicated that the number of individuals of some species accounted for a higher  
 246 proportion of the total number in SO treatment, among which *Oribatida* accounted for



247 the highest proportion (38.33%), while SC treatment did not change, and SP treatment  
 248 reduced the Simpson dominance index.

249 Table. 3 Diversity index of soil fauna community

Treatment	Shannon-Wiener index	Pielou index	Margalef index	Simpson index
S	1.67±0.04b	0.84±0.03a	1.46±0.01d	0.24±0.02a
SO	1.67±0.07b	0.78±0.03ab	1.62±0.06c	0.26±0.03a
SC	1.74±0.04ab	0.74±0.01b	1.82±0.02a	0.24±0.01a
SP	1.84±0.10a	0.82±0.04a	1.71±0.04b	0.20±0.02b

250

251 3.5 Comparison of similarity of soil fauna communities

252 Jaccard similarity index and Motyka similarity coefficient of soil animal  
 253 community are shown in Table 4. The Jaccard similarity index of any two  
 254 communities under different treatments was between 0.78-1, which was greater than  
 255 0.75, indicating that the group composition of soil fauna communities under different  
 256 treatments was at a very similar level. In terms of the similarity coefficient of Motyka  
 257 community, the soil fauna communities between SP and S (73.70), SP and SO (71.28),  
 258 SC and S (69.29) were at a moderate similarity level, while the *Sm* values of other  
 259 fauna communities were between 75.10 and 100, which were at a very similar level.

260 Table. 4 The similarity indexes of soil fauna community

Index	Treatment	S	SO	SC	SP
	Jaccard	S	1	0.82	0.78
SO			1	0.96	0.96
SC				1	1
SP					1
Motyka	S	100	80.44	69.29	73.70
	SO		100	75.10	71.28
	SC			100	82.74
	SP				100

261



262 3.6 Correlation analysis between soil fauna community and soil organic carbon  
263 fractions

264 The contents of SOC and SOC fractions under AM-S treatments were higher than  
265 that of S treatment (Table 5). Redundancy analysis showed the relationships among  
266 soil fauna (dominant and common groups) and the SOC fractions (Fig. 3). These SOC  
267 fractions explained 95% of the variation in animal communities, with the first axis  
268 (RDA1) explaining 81.2% of the variation, and the second axis (RDA2) explaining  
269 13.8% of it. *Astigmata*、*Folsomia*、*Actinedida* and *Entomobrya* was positively  
270 correlated with DOC, SOC and EOC content. The content of MBC, LFOC, and POC  
271 was positively correlated with *Araneae*, while the content of DOC was negatively  
272 correlated with *Desoria*. All SOC fractions were positively correlated with *Oribatida*.

273

274 Table 5 The contents of soil organic carbon fractions after the application of animal  
275 manure combined with straw.

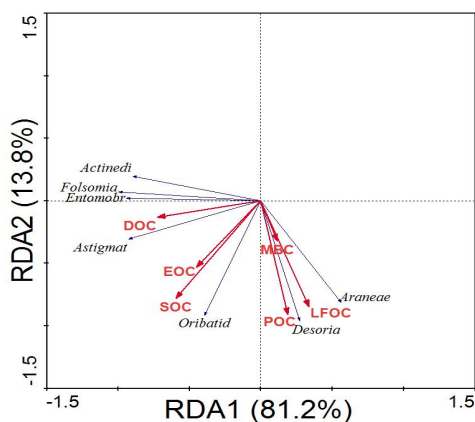
276

Treatment	SOC	DOC	MBC	EOC	LFOC	POC
S	15.82 ± 0.35cC	143.20 ± 6.12bB	92.55 ± 3.24dB	1.53 ± 0.06dD	0.62 ± 0.04cC	2.18 ± 0.07cB
SO	17.81 ± 0.34bB	154.644 ± 9.05bAB	136.25 ± 4.54aA	3.55 ± 0.09bB	0.82 ± 0.01aA	2.56 ± 0.05aA
SC	19.19 ± 0.50aA	157.16 ± 11.01abAB	101.91 ± 1.35cB	3.30 ± 0.11cC	0.71 ± 0.02bB	2.46 ± 0.07abA
SP	18.23 ± 0.31bB	172.80 ± 6.71aA	127.14 ± 4.65aA	4.01 ± 0.03aA	0.67 ± 0.04bcBC	2.37 ± 0.09bA

277

278 Note: The different lowercase letters among the different treatments indicate significance at  
279  $P < 0.05$ . (SOC, Soil organic carbon; DOC, dissolved organic carbon; EOC, easily oxidizable  
280 carbon; MBC, microbial biomass carbon; POC, particulate organic carbon; LFOC, SOC content of  
281 the light fraction; S, maize straw only; SO, maize straw plus ox manure; SC, maize straw plus  
282 chicken manure; SP, maize straw plus pig manure, n=3)

283



284  
285 Figure. 3 A redundancy analysis (RDA) between soil organic carbon composition and  
286 dominant and common groups of soil fauna.  
287

#### 288 4 Discussion

##### 289 4.1 Effects of the application of AM-S on soil fauna community

290 Soil fauna are an important part of the biogeochemical cycle, and play an  
291 important regulatory role in the decomposition of plant litter and soil nutrient  
292 mineralization (Birkhofer et al., 2011). Soil fauna are consumers and decomposers of  
293 farmland ecosystem, and the return of different organic materials to the field will  
294 change the soil environment, which will affect the community change of soil fauna  
295 and cause the recombination of various fauna groups. In our study, compared with S,  
296 the AM-S treatments greatly increased the groups and individual number of soil fauna.  
297 This may be because straw and animal manure as input of exogenous carbon  
298 supplement soil organic carbon, so as to enhance the activity of soil microorganisms,  
299 thereby promoting the degradation of straw and animal manure. The degradation  
300 products and soil microorganisms can provide food resources for soil animals, thus  
301 increasing the groups and individual number of soil fauna (Wang et al., 2019). Yang et



302 al. (2013) argued that applied organic materials can be used as food sources for soil  
303 fauna, thus increasing the individual number, abundance and community composition  
304 of soil fauna in farmland. In addition, in this study, straw and animal manure were  
305 applied into the soil in strips, and then covered with soil, which effectively reduced  
306 the evaporation of soil water, slowed down the change of soil temperature, and  
307 provided a good habitat for soil fauna (Lian et al., 2017). The increasing number of  
308 soil fauna under the combined application of animal manure and straw was mainly  
309 due to the rapid increase of the dominant species in *Oribatida*, *Astigmata*, *Folsomia*  
310 and *Desoria*. *Folsomia* and *Desoria* belong to springtails in the phylum arthropoda.  
311 Springtails can promote the decomposition of residues and improve soil structure by  
312 using their own excreta (Eijsackers, 2001). Due to the different forms of exogenous  
313 carbon provided by different animal manure and straw returning to field, soil nutrients,  
314 physical and chemical properties and soil animal community composition were  
315 affected differently (Li et al., 2016). In the present study, SC and SP treatments had  
316 the largest number of soil fauna groups, indicating that compared with the soil  
317 environment formed by straw returning to the field, *Sminthurus*, *Aphididae*,  
318 *Scutigerellidae*, *Proisotoma*, *Lepidocyrtus* and other new species are more suitable for  
319 living in the environment formed by chicken manure and straw, pig manure and straw.

320 Generally, as long as the soil contains organic matter, there are nail mites  
321 inhabiting, they feed on plant debris, but the digestion and absorption capacity of  
322 organic matter is low, and most of them are excreted in feces. The accumulation of  
323 feces plays an important role in the improvement of soil fertility. In this study,





324 compared with S treatment, the higher individual number of *Oribatida* was recorded  
325 under AM-S treatments. This may be because animal manure provided rich organic  
326 materials for *Oribatida*, promoted the growth and reproduction of *Oribatida*, and thus  
327 increased their number. The largest number of *Entomobrya* was found in SP treatment  
328 because pig manure promoted the growth of fungi and bacteria, which became a good  
329 food source for *Entomobrya*.

330 The average group number and individual number of soil fauna in all treatments  
331 were the highest in July, which might be because the soil hydrothermal environment  
332 in July was more suitable for the survival of soil fauna, enhanced the activity of soil  
333 fauna community, accelerated the decomposition of straw and animal manure, and  
334 then used by soil fauna and microorganisms (Wang et al., 2019). In our study, the  
335 number of groups and individuals of soil fauna increased first and then decreased with  
336 the months. This is because the easily decomposed organic matter (such as  
337 water-soluble substances and proteins, etc.) in straw and animal manure was first used  
338 by soil fauna and microorganisms, provided nutrients for the soil fauna breeding  
339 conditions, increased the content of organic matter in soil, soil environment created by  
340 suitable for soil fauna habitats, then increase the number of individuals and groups of  
341 soil fauna (Carrillo et al., 2011). Afterwards, the degradation of lignin and other  
342 substances remaining in the straw slowed down, and the release of nutrients was slow,  
343 which limited the nutrient sources of soil fauna, leading to a gradual decrease in the  
344 number of individuals and groups of soil fauna (Carrillo et al., 2011).

345  
346 4.2 Effects of the application of AM-S on soil fauna diversity



347 As an important indicator of community composition, species diversity can  
348 reflect the number of species in the community, the complexity of nutrient structure in  
349 the ecosystem, and the stability of the community, thus indicating the difference and  
350 similarity among different communities. In this study, Shannon-Wiener index, Pielou  
351 index, Margalef index and Simpson index of soil fauna community were changed by  
352 straw and animal manure combined application. Zhu et al. (2013) found that  
353 long-term application of organic materials can significantly improve the diversity and  
354 richness of soil fauna community. Usually, the Simpson index can reflect the changes  
355 of the number of species in the community. The larger the Simpson index is, the more  
356 uneven the distribution of species in the community is, and the more prominent the  
357 dominant species are (Wang et al., 2001). In this study, compared with other  
358 treatments, the Simpson index of SO treatment was larger, and the Simpson index was  
359 higher in July, which was mainly caused by the higher number of *Oribatida*,  
360 indicating that the environment created by straw and ox manure, and more rain and  
361 proper temperature in July were more suitable for the survival of *Oribatida* (Liu et al.,  
362 2018). The Shannon-Wiener index of soil fauna community in SP treatment was the  
363 biggest, this may be because pig manure and straw not only provided nutrients for  
364 fauna, also affect their survival environment, such as maintain soil moisture, increase  
365 soil permeability, etc., these factors in favor of the survival of the soil fauna, so the  
366 application of straw and pig manure increased the soil fauna diversity (Li et al., 2014).  
367 Compared with S treatment, the combined application of AM-S reduced the Pielou  
368 index of soil fauna. It could be seen that the distribution of all species was the most



369 even in the soil environment with straw alone, which may be because the application  
370 of animal manure increased the group of soil fauna and led to the decrease of  
371 evenness. Studies have shown that compared with communities with simple fauna  
372 composition and low number of species, communities with complex fauna  
373 composition and high number of species have lower evenness (Fu et al., 2002). The  
374 Margalef index of each treatment was the highest in August, which was consistent  
375 with the study of Wang et al. (2019). In this study, there was little difference in the  
376 similarity indexes of soil fauna communities under different treatments, which might  
377 be because the soil environment and nutrients provided by different animal manure  
378 and straw were relatively similar.

379

#### 380 4.3 Correlation between soil fauna community and soil organic carbon fractions

381 In this study, *Oribatida* showed a positive correlation with all organic C fractions,  
382 which was consistent with the results of Lu et al (2013). *Oribatida* mainly feeds on  
383 humus and fungi and is sensitive to soil nutrients and pH (Wang et al., 2016). Bardgett  
384 et al. (2014) found that soil fauna cohabitating with microorganisms in the same  
385 habitat in soil, such as scavengers and microeaters, could mediate the organic C  
386 cycling process. *Folsomia*, *Desoria* and *Entomobrya* were positively correlated with  
387 organic carbon fractions, and their excreta and dead remains could provide available  
388 organic C resources for soil microorganisms.

389

#### 390 5 Conclusion

391 Our results indicated that combining the animal manure with straw improved the  
392 number of soil fauna groups and individuals, and SC and SP treatments had the largest



393 number of soil fauna groups. Treatment SP had the largest diversity index soil fauna  
394 community, while straw and animal manure combined treatments reduced the  
395 evenness of soil fauna. The richness index of soil fauna community in SC and SP  
396 were higher compared to other treatments. The highest dominance index of soil fauna  
397 was recorded in SO treatment. Therefore, we recommend the application of straw and  
398 pig manure as the most effective agronomic practice.

399 **Funding:** This research was supported by the Research Foundation of the Science &  
400 Technology Agency of Jilin Province, China (20190301018NY), and the National  
401 Key Research and Development Program of China (2018YFD0300203,  
402 2017YFD0201801).

403 **Conflicts of Interest:** The authors declare no conflict of interest.

404

#### 405 **References**

406 Artiola, J. F.: Determination of carbon, nitrogen and sulfur in soils, sediments and  
407 wastes: a comparative study, *Int J Environ An Ch*, 41, 159-171,  
408 <https://doi.org/10.1080/03067319008027358>, 1990.

409 Bardgett, R. D., and van der Putten, W.: Belowground biodiversity and ecosystem  
410 functioning, *Nature*, 515, 505–511, <https://doi.org/10.1038/nature13855>, 2014.

411 Bian, H. X., Geng, Q. H., Xiao, H. R., Shen, C. Q., Li, Q., Cheng, X. L., Luo, Y. Q.,  
412 Ruan, H. H., and Xu, X.: Fine root biomass mediates soil fauna community in  
413 response to nitrogen addition in poplar plantations (*Populus deltoids*) on the east  
414 coast of China, *Forests*, 10(2), 122, <https://doi.org/10.3390/f10020122>, 2019.



- 415 Birkhofer, K., Diekötter, T., and Boch, S.: Soil fauna feeding activity in temperate  
416 grassland soils increases with legume and grass species richness [J], *Soil Biol.*  
417 *Biochem*, 43(10), 2200-2207, <https://doi.org/10.1016/j.soilbio.2011.07.008>, 2011.
- 418 Brussaard, L.: Soil fauna, guilds, functional groups and ecosystem processes[J], *Appl.*  
419 *Soil. Ecol.*, 9(1-3), 123-135, [https://doi.org/10.1016/S0929-1393\(98\)00066-3](https://doi.org/10.1016/S0929-1393(98)00066-3), 1998.
- 420 Carrillo, Y., Ball, B. A., Bradford, M. A., Jordan, C. F., and Molina, M.: Soil fauna  
421 alter the effects of litter composition on nitrogen cycling in a mineral soil[J], *Soil*  
422 *Biol. Biochem*, 43(7), 1440-1449, <https://doi.org/10.1016/j.soilbio.2011.03.011>,  
423 2011.
- 424 Eijsackers, H.: A future for soil ecology? Connecting the system levels: moving from  
425 genomes to ecosystems: Opening Lecture to the XIII ICSZ “Biodiversity of soil  
426 organisms and ecosystem functioning”, *Eur J Soil Biol*, 38(4), 103-110,  
427 [https://doi.org/10.1016/S1164-5563\(01\)01087-1](https://doi.org/10.1016/S1164-5563(01)01087-1), 2001.
- 428 Filser, J., Faber, J. H., Tiunov, A. V., Brussaard, L., Frouz, J., Deyn, G. D., Uvarov,  
429 A. V., Berg, M. P., Lavelle, P., Loreau, M., Wall, D. H., Querner, P., Eijsackers, H.,  
430 and Jiménez, J. J.: Soil fauna: key to new carbon models, *Soil*, 2, 565–582,  
431 <https://doi:10.5194/soil-2-565-2016>, 2016.
- 432 Fox, O., Vetter, S., Ekschmitt, K., and Wolters, V.: Soil fauna modifies the  
433 recalcitrance-persistence relationship of soil carbon pools[J], *Soil Biol. Biochem*,  
434 38, 1253-1263, <https://doi.org/10.1016/j.soilbio.2005.10.014>, 2006.
- 435 Fu, B. Q., Chen, W., Dong, X. H., Xing, Z. M., and Gao, W.: Community composition



- 436 and structure of four soil macrofauna in Songshan, Beijing [J], *Acta Ecologica*  
437 *Sinica*, 2, 215-223, <https://doi.org/10.3321/j.issn:1000-0933.2002.02.011>, 2002.
- 438 Gong, W., Yan, X. Y., and Cai, Z. C.: Effects of long-term fertilization on soil  
439 particulate organic carbon and nitrogen in wheat-maize crop system [J], *Chinese*  
440 *journal of applied ecology*, 19 (11), 2375-2381.  
441 <https://doi.org/CNKI:SUN:YYSB.0.2008-11-008>, 2008.
- 442 Lakshmi, G., and Joseph, A.: Soil microarthropods as indicators of soil quality of  
443 tropical home gardens in a village in Kerala, India, *Agroforest. Syst.*, 91(3),  
444 439-450, <https://doi.org/10.1007/s10457-016-9941-z>, 2017.
- 445 Li, L. J., and Han, X. Z.: Changes of soil properties and carbon fractions after  
446 long-term application of organic amendments in Mollisols[J], *Catena*, 143, 140-144,  
447 <https://doi.org/10.1016/j.catena.2016.04.007>, 2016.
- 448 Li, Q., Zhou, D. W., and Chen, X. Y.: The accumulation, decomposition and  
449 ecological effects of above-ground litter in terrestrial ecosystem[J], *Acta Ecologica*  
450 *Sinica*, 34(14), 3807-3819, <https://doi.org/10.5846/stxb201211271684>, 2014.
- 451 Lian, X., Sui, Y. Z., Wu, H. T., Liu, D., Xi, M., and Guan, Q.: Effects of straw  
452 returning on soil onychid mite community structure in black soil, *Journal of*  
453 *Agro-Environment Science*, 36 (1), 134-142,  
454 <https://doi.org/10.11654/jaes.2016-0911>, 2017.
- 455 Liu, P. F., Hong, M., Chang, F., Gao, H. Y., Li, Z. X., and Ma, X.: Impact of straw  
456 returning on cropland soil mesofauna community in the western part of black soil  
457 area [J], *Chin J Ecol*, 37 (1), 139-146,



- 458 <https://doi.org/10.13292/j.1000-4890.201801.001>, 2018.
- 459 Lu, P., Xu, Y. P., Tan, F., Yang, Z. Q., and Lin, Y. H.: Relationship between soil  
460 arthropod community and soil physical and chemical Properties in farmland in  
461 black soil region [J], *Scientia Agricultura Sinica*, 46(9), 1848-1856,  
462 <https://doi.org/10.3864/j.issn.0578-1752.2013.09.012>, 2013.
- 463 Mbau, S. K., Karanja, N., and Ayuke, F.: Short-term influence of compost application  
464 on maize yield, soil macrofauna diversity and abundance in nutrient deficient soils  
465 of Kakamega County, Kenya[J], *Plant Soil*, 387(1-2), 379-394,  
466 <https://doi.org/10.1007/s11104-014-2305-4>, 2015.
- 467 Menta, C., and Remelli, S.: Soil health and arthropods: From complex system to  
468 worthwhile investigation[J], *Insects.*, 11(1), 54,  
469 <https://doi.org/10.3390/insects11010054>, 2020.
- 470 Morriën, E.: Understanding soil food web dynamics, how close do we get? *Soil. Biol.*  
471 *Biochem.*, 102, 10-13, <https://doi.org/10.1016/j.soilbio.2016.06.022>, 2016.
- 472 Ouyang, W., Shan, Y., Hao, F., Chen, S., Pu, X., and Wang, M.: The effect on soil  
473 nutrients resulting from land use transformations in a freeze-thaw agricultural  
474 ecosystem, *Soil Till. Res.*, 132, 30-38, <https://doi.org/10.1016/j.still.2013.04.007>, 2013.
- 475 Pey, B., Nahmani, J., Auclerc, A., Capowiez, Y., and Hedde, M.: Current use of and  
476 future needs for soil invertebrate functional traits in community ecology, *Basic.*  
477 *Appl. Ecol.*, 15(3), 194-206, <https://doi.org/10.1016/j.baae.2014.03.007>, 2014.
- 478 Seppey, C. V. W., Singer, D., Dumack, K., Fournier, B., Belbahri, L., Mitchell, E. A.  
479 D., and Lara, E.: Distribution patterns of soil microbial eukaryotes suggests



- 480 widespread algevory by phagotrophic protists as an alternative pathway for nutrient  
481 cycling[J], Soil Biol. Biochem., 112, 68-76,  
482 <https://doi.org/10.1016/j.soilbio.2017.05.002>, 2017.
- 483 Turkmen, N., Sari, F., and Velioglu, Y. S.: Effects of extraction solvents on  
484 concentration and antioxidant activity of black and black mate tea polyphenols  
485 determined by ferrous tartrate and Folin-Ciocalteu methods, Food Chem., 99(4),  
486 835-841, <https://doi:10.1016/j.foodchem.2005.08.034>, 2006.
- 487 Vance, E. D., Brookes, P. C., and Jenkinson, D. S.: An extraction method for  
488 measuring soil microbial biomass C, Soil Biol. Biochem., 19, 703-707,  
489 [https://doi:10.1016/0038-0717\(87\)90052-6](https://doi:10.1016/0038-0717(87)90052-6), 1987.
- 490 Van-Soest, P. J.: Use of detergents in the analysis of fibrous feeds II. A rapid method  
491 for the determination of fiber and lignin, J Assoc. Off. Anal. Chem.. 49(4), 546-551,  
492 <https://doi:10.093/jaoac/73.4.491>, 1963.
- 493 Wang, D. X., Ji, S. Y., and Chen, P. F.: A review on the species diversity of plant  
494 community [J], Chin. J Ecol, 20(4), 55-60,  
495 <https://doi.org/CNKI:SUN:STXZ.0.2001-04-016>, 2001.
- 496 Wang, W. D., Hong, M., and Zhao, B.: Effects of different fertilization measures on  
497 soil fauna communities in farmland of black soil region, Chinese journal of applied  
498 & environmental biology, 25 (6), 1344-1351,  
499 <https://doi.org/CNKI:SUN:NYDX.0.2019-05-021>, 2019.
- 500 Wei, W. L., Yan, Y., Cao, J., Christie, P., Zhang, F. S., and Fan, M. S.: Effects of  
501 combined application of organic amendments and fertilizers on crop yield and soil





- 502 organic matter: an integrated analysis of long-term experiments [J], *Agric. Ecos.*  
503 *Environ.*, 225, 86-92, <https://doi.org/10.1016/j.agee.2016.04.004>, 2016.
- 504 Wu, J. G., Lv, Y., and Wang, M. H.: Study on decomposition of organic fertilizers by  
505 FTIR, *Plant. Nutr. Fert. Sci.*, 10(3), 259-266, [https://doi:](https://doi.org/10.3321/j.issn:1008-505X.2004.03.008)  
506 [10.3321/j.issn:1008-505X.2004.03.008](https://doi.org/10.3321/j.issn:1008-505X.2004.03.008), 2004.
- 507 Yang, P., Wang, H. X., and Yue, J.: Ecological distribution characteristics of small and  
508 medium soil fauna under straw-mulched no-tillage condition[J], *Research on Soil*  
509 *and Water Conservation*, 20(2), 145-150,  
510 <https://doi.org/CNKI:SUN:STBY.0.2013-02-027>, 2013.
- 511 Yeomans, J., and Bremner, J. M.: A rapid and precise method for routine  
512 determination of organic carbon in soil, *Commun. Soil. Sci. Plan.*, 19, 1467-1476,  
513 [https://doi:10.1080/00103628809368027](https://doi.org/10.1080/00103628809368027), 1998.
- 514 Yin, W. Y.: *Chinese Soil Fauna Retrieval Guide*[M], Beijing: Science Press, 1998.
- 515 Li, H. X., Sui, J. Z., Zhou, S. X.: *Insect classification and retrieval*[M]. Beijing:  
516 Agriculture Press, 1987.
- 517 Zhang, J., Song, C., and Wang, S.: Dynamics of soil organic carbon and its fractions  
518 after abandonment of cultivated wetlands in northeast China[J], *Soil Till. Res.*,  
519 96(1-2), 350-360, <https://doi.org/10.1016/j.still.2007.08.006>, 2007.
- 520 Zhang, X. P., Huang, L. R., and Jiang, L. Q.: Characteristics of macro-soil fauna in  
521 forest ecosystem of northern Da Hinggan Mountains [J], *Geogr Res*, 27(3), 509-518,  
522 <http://doi.org/10.3321/j.issn:1000-0585.2008.03.004>, 2018.
- 523 Zhu, X. Y., Dong, Z. X., Kuang, F. H., and Zhu, B.: Effects of long-term fertilization



524 on soil fauna community in purple soil farmland, *Acta. Ecologica. Sinica.*, 2,  
525 464-474, <https://doi.org/10.5846/stxb201112071873>, 2013.

526 Zhu, X. Y., and Zhu, B.: Diversity and abundance of soil fauna as influenced by  
527 long-term fertilization in cropland of purple soil, China, *Soil Till. Res.*, 146, 39-46,  
528 <https://doi.org/10.1016/j.still.2014.07.004>, 2015.