

Global concentrations of microplastic in soils, a review.

Frederick Büks¹ and Martin Kaupenjohann¹

¹Chair of Soil Science, Dept. of Ecology, Technische Universität Berlin, 10587 Berlin, Germany

Correspondence to: Frederick Büks (frederick.bueks@tu-berlin.de)

Abstract. Worldwide, microplastic (MP) has been commonly recognized as a threat for soil ecosystems. Terrestrial soils are widely contaminated by MP due to the application of sewage sludge and wastewater, plastic mulching, littering, the input of tire wear from roads and atmospheric deposition. Within the last decade, an increasing number of individual studies focused on item counts and masses of MP in different global soil environments.

We reviewed these studies to achieve a representative picture of common degrees of contamination. The majority of the prospected agricultural and horticultural sites was exposed to sewage sludge and mulching film application and showed concentrations of <13000 items kg⁻¹ dry soil and 4.5 mg kg⁻¹ dry soil. Microplastic concentrations in soils in the vicinity to municipal areas were thereby 10 times larger compared to rural sites. The measurement of masses was generally underrepresented compared to item numbers, and mass data were often generated from microscopic analyses by use of shape-to-mass models instead of direct measurement. Extreme values such as on industrial sites exceed the common concentrations by 2 to 4 orders of magnitude, which might be attributed not only to the land use, but also to the applied methods of measurement. Campaigns with focus on other entry pathways like composts, road dust runoff and littering or land uses like grassland, forest, fallow and wilderness as well as industrial sites and landfills were underrepresented or nonexistent. Background loads such as atmospheric deposition were often not excluded from the measurements and, thus, the studies might overestimate the contribution of the analyzed entry pathway to the total load. Other studies focused on light density MP e.g. from mulching films and therefore underestimated the amount of soil MP.

Despite these limitations, the data give an impression on the spectrum of global MP concentrations and are a good basis for experiments examining the effects of MP on exposed soils. Based on the collected data, we identified problems of past studies and recommend that future experimentation take into account standardized methods of extraction and quantification, a proper characterization of the sampling sites and their history as well as the exploration of yet underrepresented entry pathways and land uses.

1 Introduction

40 The impact of microplastic (MP) on global ecosystems is widely accepted and discussed in many comprehensive reviews (e.g. Lambert et al., 2014; Bläsing and Amelung, 2018; Ng et al., 2018; Schell et al., 2020). The contamination of the environment with plastic waste started to raise our awareness of this extraordinary stable material step by step when seabirds were found in the beginning 1960s, perished with their guts full of plastic debris (Thompson et al., 2009). Microplastic, then, has started to be recognized in the marine
45 environment during the 1970s, when e.g. Gregory et al. (1978) reported high counts of it on New Zealand beaches. Thus, the early research on MP was mainly focused on marine and limnic environments resulting today in a multitude of studies and early comprehensive data on marine or inland waters compared to studies on terrestrial environments. At first, soils were ignored.

50 Plastic most probably got access to the manifold soil environments, when petroleum-based consumer products like fashion made of synthetic fibers entered markets in the second half of the 20th century (Geyer et al., 2017). Today, the input pathways of MP to agriculture, horticulture, orchards, grassland and forest soils comprise the application of sewage sludge (and also most probably digestates and composts of it), waste waters,
55 composted and fermented organic waste products, the weathering and – in extreme cases – plowing of mulching foils as well as irrigation with water from contaminated lakes or rivers (Steinmetz et al., 2016; Bläsing and Amelung, 2018; Weithmann et al., 2018). Also the littering, decay and comminution of plastic wastes (Huerta Lwanga et al., 2017), the dispersion from inappropriately managed landfills by leaching (Praagh et al., 2018; He et al., 2019) and the eolian transport of small-sized MP cause the input to different soil
60 ecosystems even in remote areas (Razaei et al., 2019). Littoral areas such as floodplains, river banks, tidal flats and beaches additionally get regular input of MP by diffuse sources through the aquatic environment (Barnes et al., 2009). Evidence suggests that regular application of MP leads to significant accumulation in soils (Corradini et al., 2019; van den
65 Berg et al., 2020).

Dumped into the soil, MP is supposed to influence physical properties such as water holding capacity (WHC), processes like soil aggregation, the performance and composition of the soil microbial community, the soil fauna and the flora (de Souza Machado et al., 2018; Lehmann et al., 2019; Rillig et al., 2019; Büks et al., 2020a; Fei et al., 2020).
70 Although the number of studies on MP in soil environments has been rising in the last decade (Fig. 1), there is still little knowledge on the concentrations of MP and its relation to adverse effects.

The broad collection of data on the range of MP concentration, type, shape and size in global soils is fundamental for the appropriate design of studies on physiochemical and
75 biological effects of soil MP. Within the European Union, there is to date no legislation on monitoring soil MP, which could provide these data. Ongoing research projects, which focus on impact assessments, struggle with the lack of knowledge on concentrations and properties of environmental MP, when experimental setups are applied.

80 To overcome this lack of information, soil MP concentrations were recently predicted by
input models. Nizzetto et al. (2016) estimated that due to the application of sewage sludge
the load of MP to European agricultural sites is $5.8 \text{ kg ha}^{-1} \text{ a}^{-1}$ ($1.6 \text{ mg kg}^{-1} \text{ a}^{-1}$). Similar
calculations based on the production of sewage sludge in Germany or the threshold for the
application of sewage sludge deviate from this value only by one order of magnitude (Büks
et al., 2020b).

85 The aim of this review is to collect data about common soil MP concentrations, sizes,
shapes and types under the influence of different anthropogenic parameters^[1], discuss the
robustness of these data and give recommendations for future experiments. We focus on
terrestrial soils and excludes subhydic and semisubhydic sites such as river and lake
shores, beaches, tidal flats, mangroves and lagoons. Studies on such systems appeared
90 some years earlier than investigations on terrestrial sites, are more numerous, in parts
very comprehensive and provide, together with manifold local studies, a more equally
distributed global data then ever collected for soil MP (e.g. Lots et al., 2017; Eo et al.,
2018; Karthik et al., 2018; Scheurer and Bigalke, 2018; Yu et al. 2018).

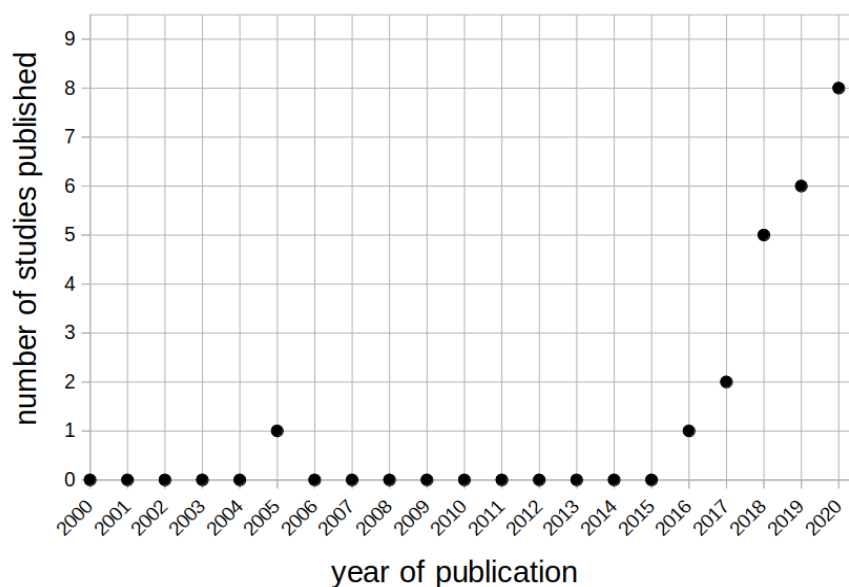


Figure 1: Number of studies on microplastic concentrations in terrestrial soils published since year 2000.

2 Method

Our search was conducted by use of the Web of Science Core Collection Database and covers 23 studies with n=223 sampling sites published until August 2020 (Fig. 2). The search pattern contained the word “microplastic” linked in all possible combinations with each one of eight land-use types (the general term soil, agriculture, horticulture, orchard, grassland, fallow, forest, landfill) and one of nine origins of MP (sewage sludge, waste water, plastic mulching, compost, digestates, road and tire wear, littering, flooding/ponding and eolian transport). The studies were searched for data on location, soil type, land use, origin of MP, vicinity (municipal, rural, industrial), sampling depth, method of MP extraction and measurement, type, size and shape of MP as well as MP concentrations based on mass (mg kg^{-1}), items (items kg^{-1}) and particle surface ($\text{mm}^2 \text{kg}^{-1}$). All data refer to dry soil.

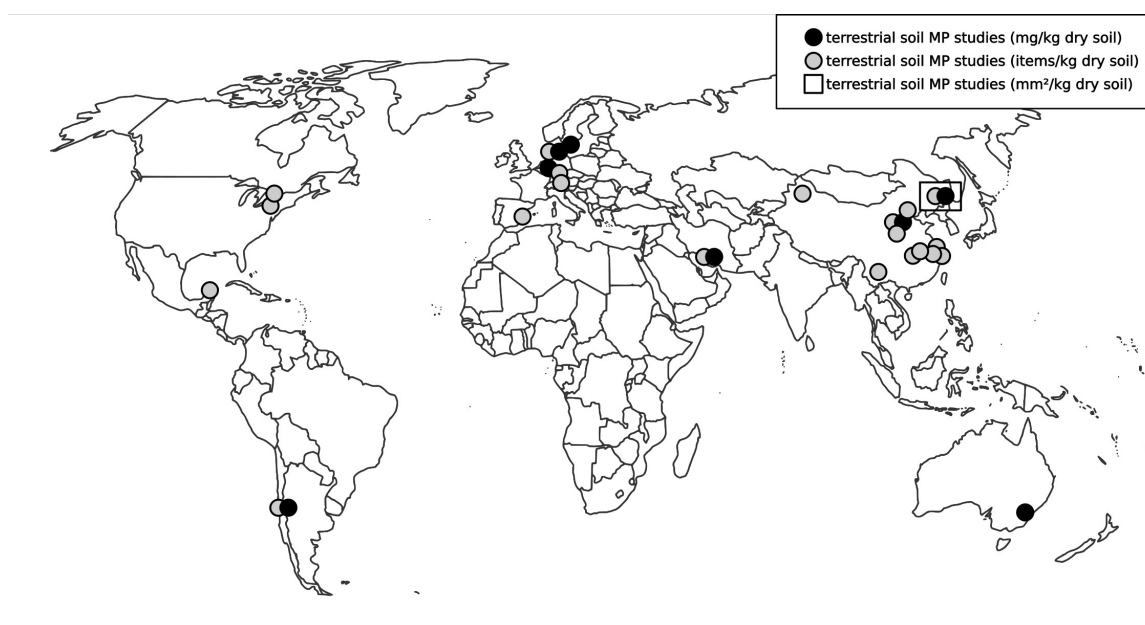


Figure 2: Global distribution of studies on soil microplastic concentrations (status August 2020).

Wherever possible, our approach uses one concentration value per each separated sampling site. Sites were considered as separated if they represent spatially separated landscapes, were differently managed or with clearly different soil properties. Some studies published multiple data sets on single sampling sites. In order to avoid statistical overvaluation of these sites, the data were pooled. Other studies, however, pooled values from different localities to achieve more compact data. To compensate the loss of information, these data were regrouped based on the values provided in the published paper, the supplements or by use of raw data given by the authors. Data was also pooled if it was not clear whether it came from the same site. Data taken from different layers of the topsoil (e.g. 0-10 and 10-20 μm) were averaged to gain weighted mean concentrations. In some cases, values could only be roughly extracted from figures, but with sufficient accuracy for the purpose of this work. If no raw data were provided by the authors and no structural adaptation of data was possible at all, the number of pooled sites

125 was noted and the average value was considered as one site. Detailed information can be found in the supplements.

130 Whenever median, minimum (min) and maximum (max) values were available, these data were favored over mean values \pm standard deviation (sd). Stocks (per ha) were converted to concentration based of 1.2 g cm^{-3} soil bulk density, regardless of the soil type. For the presentation of concentration ranges depending on the origin of MP, land use and vicinity, these data were grouped and the average values (medians and mean values) and extrema (min and max values, mean values \pm sd) were plotted together with their collective median and interquartile range (25 % and 75 % quantiles). As these metrics are partly derived from pooled values, the calculated quantiles do not exactly represent the real quantiles. This is the reason, why a strong statistical analysis was not applied in this work.

135 3 Synopsis of regional microplastic concentrations

The 23 studies of this review were found to be very unevenly distributed around the globe. On Chinese territory, the only country in Eastern Asia that performed MP measurements, 11 regional studies with 155 sites were carried out mainly in the eastern coastal and the central region. On the European continent, six studies with 34 sites took place in Austria, 140 Germany, Scandinavia and Spain, whereas no research was found on sites in further European countries including Russia. North America has two studies with 8 sites, restricted to the northern regions. Only one study was carried out in Australia (1 site), the Middle East (10), South (5) and Central America (10), while Africa and the Indian subcontinent – certainly affected by the contamination of terrestrial soils with MP as well – 145 conducted yet no investigation.

3.1 East Asia

In China, investigations were carried out with in part extensive number of sampling sites per study (Table 1). Most of the studies are structured very similarly using mechanical 150 agitation within a salt solution for the detachment and density separation of MP. In two cases a foregoing and in six cases a subsequent additional oxidation of soil organic matter with H₂O₂ or other oxidants was applied, followed by light microscopy and FTIR spectroscopy (LM+FTIR) for particle counting and identification of MP (Liu et al., 2018; Zhang and Liu, 2018; Zhang et al., 2018; Han et al., 2019; Lv et al., 2019; Zhou et al., 155 2019; Chen et al., 2020; Ding et al., 2020; Huang et al., 2020; Zhang et al., 2020; Zhou et al., 2020). The 11 studies showed a median MP particle number of 1076 items kg⁻¹ with a 25 % quantile of 78 items kg⁻¹, a 75 % quantile of 2500 items kg⁻¹ and a maximum of 690000 items kg⁻¹.

Three of these studies focused on mixed origins of soil MP and found average 160 concentrations of 2625 items kg⁻¹ (n=38, 25 %: 1875 items kg⁻¹, 75 %: 14198 items kg⁻¹), while no mass data was recorded (Zhang and Liu, 2018; Zhou et al., 2019; Ding et al., 2020). Agricultural land, that received sewage sludge application and plastic mulching, was examined by Ding et al. (2020) in vicinity to nine cities across the Shaanxi Province. The authors applied density fractionation (DF) with a cut-off of 1.5 g cm⁻³ and a 165 subsequent oxidation of soil organic matter (SOM). Subsequent LM+FTIR showed concentrations of 2131±371 items of PE, PET, PP, PS and PVC per kg of dry soil mainly in the shape of fibers and fragments. Very similarly, Zhang and Liu (2018) sampled polymers from four agricultural sites with plastic greenhousing, sewage sludge and wastewater application and from one recently untreated afforested site near Kunming. Using oxidation 170 of SOM and DF at 1.8 g cm⁻³, they found average concentrations of 26070 items kg⁻¹ (min: 13470 items kg⁻¹, max: 42960 items kg⁻¹) in farmland Gleysols, 12050 items kg⁻¹ (min: 7100 items kg⁻¹, max: 26630 items kg⁻¹) in farmland Nitisols and 14440 items kg⁻¹ (min: 8180 items kg⁻¹, max: 18100 items kg⁻¹) in an afforested Gleysol, which indicates both the plastic load and the soil type to be factors of MP concentrations in soils. About 175 82% of the found items had sizes <250 µm, and fibers were the predominant shape pointing out that this part came from wastewater origin. Much higher concentrations were

found by Zhou et al. (2019), who extracted plastic from urban fallows (min: 22000 items kg⁻¹, max: 200000 items kg⁻¹), horticultures (min: 43000 items kg⁻¹, max: 620000 items kg⁻¹) and forests (min: 96000 items kg⁻¹, max: 690000 items kg⁻¹) by use of a similar method with a cut-off at 1.55 g cm⁻³. The samples largely originated from sites near industrial areas in Wuhan.

Five studies with 90 sites examined the influence of plastic mulching and plastic greenhousing on MP concentrations on agricultural, horticultural and orchard plots (Liu et al., 2018; Zhang et al., 2018; Huang et al., 2020; Zhang et al., 2020; Zhou et al., 2020). In Shihezi, Huang et al. (2020) fractionated MP from cotton fields at 1.85 g cm⁻¹ with subsequent H₂O₂ treatment. Concentrations measured by use of LM+FTIR increased with continuing application of plastic mulching from 80±49 (5 years) to 308±138 (15 years) and 1076±347 items kg⁻¹ (24 years). The exponential increase of particle number could be explained by intensified mulching or comminution of MP over time. By use of a similar method with a density cut-off at 1.6 g cm⁻³, Zhou et al. (2020) quantified MP from 60 agricultural sites around the Hangzhou Bay. Average concentrations were 310 items kg⁻¹ (min: 0 items kg⁻¹, max: 2760 items kg⁻¹), and counts in areas with plastic mulching were more than twice as high as without. Unlike these two, Liu et al. (2018) used a lower density cut-off of 1.2 g cm⁻³ to measure low-density MP in 20 plastic-mulched horticultures near Shanghai with 54.3 % of the items <1000 μm, mainly fiber-shaped, and concentrations of only 70±13 items kg⁻¹. Due to the high number of sites with low concentrations pooled in Liu et al. (2018) and Zhou et al (2020), the actual average field concentration of MP is lower than calculated in this review.

The only East Asian studies that examined item and mass concentrations took place in rural sites on the Northern Chinese loess plateau (Zhang et al., 2018) and the city of Harbin (Zhang et al., 2020). Both used distilled water for ³for the extraction of light-density MP. About 80±136, 87±213 and 187±222 items kg⁻¹ were measured on an agricultural field with plastic mulching as well as horticultural and orchard fields without plastic mulching (Zhang et al., 2018). Similar concentrations were found in rural and municipal areas near Harbin (Zhang et al., 2020). Both studies distinguished MP from other particles by use of an innovative melting method and used a shape-to-mass model to derive mass concentrations from particle sizes (n=7, median: 0.1 mg kg⁻¹, 25 %: 0.0 mg kg⁻¹, 75 %: 0.4 mg kg⁻¹). Additionally, surfaces of 6.2±23.4 and 1.7±2.9 mm² kg⁻¹ were measured microscopically in municipal and rural samples, respectively (Zhang et al., 2020). The predominance of fibers in Liu et al. (2018) and Zhou et al. (2020) further suggest that past or present application of sewage sludge or waste waters could not be ruled out for these sites.

Soils along busy roads are exposed to contamination with particles originating from road and tire wear. Around 1142 items kg⁻¹ (n=12, min: 300 items kg⁻¹, max: 12500 items kg⁻¹) were found in the vicinity of suburban roads in the municipal area of Wuhan Chen et al. (2020). This is the only study on traffic-derived soil MP in China, and is only among two studies worldwide.

In a globally unique sampling, Lv et al. (2019) investigated ponding as an entry pathway of MP to rice cultures. The respective concentrations in paddy fields with and without rice-fish co-cultures, often used systems of production in Southeast Asia, were very low (up to 18 ± 6 items kg^{-1}) between the rice-planting periods and more than twice as high in the planting season when the fields are ponded. Since the use of fresh water for irrigation represents a neglected entry pathway into agricultural soils, future investigation is needed, how soil MP concentration is affected by the amount of irrigated water, its MP load and the flooding regime.

Throughout the Chinese studies, four contained data on soils without statements on the origin of MP (NA). These samplings comprised very different sites such as the Nankai University campus in Tianjin (Han et al., 2019), horticultures in the vicinity of Wuhan municipal area (Chen et al., 2020), an afforested rural area near Kunming (Zhang and Liu, 2018) and both a rural horticulture and a orchard on the loess plateau (Zhang et al., 2018). These sites contained 118 ± 190 items kg^{-1} and 0.3 ± 0.4 mg kg^{-1} ($n=3$) in rural areas as well as 1142 items kg^{-1} ($n=10$, 25 %: 938 items kg^{-1} , 75 %: 4423 items kg^{-1}) in municipal areas. Moreover, there are no studies on areas with littering, the application of composts or digestates, only sewage sludge application or without any contamination.

235

3.2 Europe

Taking a look at the European continent, we see less studies with more heterogeneous loads and a focus on MP origins different from that in China. The average concentrations amount to 2914 items kg^{-1} ($n=30$, 25 %= 1332 items kg^{-1} , 75 %= 8159 items kg^{-1}) and 8.9 mg kg^{-1} ($n=6$, 25 %= 0.3 mg kg^{-1} , 75 %= 381.3 mg kg^{-1}) and are twice as high as in China.

Three studies with a total of 14 sites focus on the application of sewage sludge in farmland soils. They each used DF at 1.7 g cm^{-3} followed by LM+FTIR analysis, but different pre-treatments with either H_2O_2 plus enzymes, detergents or no handlings (Vollertsen, 2017; Ljung et al., 2018; van den Berg et al., 2020). On croplands, that were largely located in rural areas of the Province of Valencia (Spain) and received an annual sludge application, the MP concentrations increased on average threefold within ten years of application (van den Berg et al., 2020), a rate that is in the range of Huang et al. (2020). The fields contained an average particle number of 3330 items kg^{-1} (min: 999 items kg^{-1} , max: 8658 items kg^{-1}), whereas on untreated control plots only a third was counted. These values are 1 to 3 orders of magnitude lower than those found by Vollertsen (2017) in a Danish farmland soil, which contained on average 71000 items kg^{-1} (mainly PE, PP and Nylon) on sites with sludge application and more than twice as much on the control site. Both studies, however, published concentrations equivalent to those in Chinese studies.

Vollertsen (2017) also estimated mass concentrations of 5.8 mg kg^{-1} (min: 0.0 mg kg^{-1} , max: 16.5 mg kg^{-1}) after sludge application and 12.0 mg kg^{-1} (min: 0.1 mg kg^{-1} , max: 224.3 mg kg^{-1}) on the control soil by use of a shape-to-mass model (Simon et al., 2018). This data largely correspond to other soils with low contamination. Due to issues

with the analysis, the author suggest that the data should be viewed as preliminary results.
260 With a similar method Ljung et al. (2018) calculated mass concentrations from LM images and identified MP concentrations of 0.3, 0.3 and 3.4 mg kg⁻¹ near Malmö (Sweden), that have been amended with singular 0, 1 and 3 t sewage sludge ha⁻¹ a⁻¹, respectively.

The only available European study on road dust was conducted by Dierkes et al. (2019).
265 The authors used a pressurized liquid extraction (PLE) in combination with pyrolysis-gaschromatography-mass spectroscopy (Pyr-GC-MS) for the extraction and quantification of PE, PP and PS from soil sampled adjacent to an arterial road near Köln (Germany). Mass concentrations found in this study (915±63 mg kg⁻¹) overshoot values measured in farmland soils by far and are more similar to industrial sides (Fuller and Gautam, 2016).

Without specification of entry pathways, extremely high particle counts were found in
270 German and Austrian soils by LM after extraction with preliminary H₂O₂ treatment and ultrasonication plus density fractionation (U+DF) at 1.45 g cm⁻³ (Meixner et al., 2020). The method for manual LM counting included the support by an MP image reference database to identify items >5 µm. The extrapolated concentrations of 11x10⁶ items kg⁻¹ (min: 2x10⁶ items kg⁻¹, max: 26x10⁶ items kg⁻¹) exceed values of other studies by 2 to 4
275 orders of magnitude.

The only study worldwide, that declared to work on an uncontaminated site, was conducted on a conventional farmland in Southern Germany with no plastic mulching or application of sewage sludge in advance (Piehl et al., 2018). The authors found very low concentrations of mainly films and fragments of PE, PP and PS. However, it is difficult to
280 distinguish, whether the low counts of 0.31 items kg⁻¹ are caused by the low human input or the method of extraction. Only particles >1000 µm were extracted by picking from H₂O₂ treated and sieved soil. Thus, smaller MP is ignored, which represent the majority of MP (Huerta Lwanga et al., 2017; Liu et al., 2018; Zhang and Liu, 2018; Razaeei et al., 2019; Zhou et al., 2019; Chen et al., 2020; Ding et al., 2020). In addition, no further studies were
285 conducted in Europe with focus on mixed contamination, plastic mulching, littering, ponding or the application of composts or digestates. Nearly no data on the shape and size of collected MP were recorded.

3.3 The Americas

290 Three of four pan-american studies focus on sewage sludge application and found fibers more than other shapes (Zubris and Richards, 2005; Corradini et al., 2019; Crossman et al., 2020). All sites contained on average 1190 items kg⁻¹ (n=37, 25 %=286 items kg⁻¹, 75 %=2060 items kg⁻¹) with the lowest concentrations in Ontario (Canada). Here, agricultural landscapes received repeated application of sludge and were examined by use
295 of DF and LM+FTIR (Crossman et al., 2020). The MP concentrations increased from 4 items kg⁻¹ on a site with no application to 541±305 items kg⁻¹ after two applications [3]within five years. Zubris and Richhards (2005) extracted MP from four sites in the State of New York (USA) with DF in water and quantified only fibers by polarized LM. The authors found about 1235 items kg⁻¹ (min: 370 items kg⁻¹, max: 2060 items kg⁻¹), which is in

300 the order of magnitude like in global soils with sewage sludge application. A comparison
with zones of preferential flow shows an enhanced transport of MP fibers through
macropores.

A comprehensive work conducted on agricultural land in the vicinity of Melipilla, Región
Metropolitana de Santiago (Chile) reported very similar concentrations (Corradini et al.,
305 2019). During 5 years, dewatered sewage sludge from a communal wastewater treatment
plant was 1-5 times applied with an annual ^[3]rhythm and amount of 40 t ha⁻¹, an usual
amendment. After the end of application in the year 2017, concentrations ranged from
1200 items kg⁻¹ (min: 0 items kg⁻¹, max: 2200 items kg⁻¹) in plots with one application to
3600 items kg⁻¹ (min: 1000 items kg⁻¹ to 10200 items kg⁻¹) after five applications. In
310 addition, the authors used a shape-to-mass model to estimate mass concentrations
between 1.4 mg kg⁻¹ and 4.4 mg kg⁻¹.

In a worldwide unique study, Huerta Lwanga et al. (2017) quantified littered MP in rural
gardens on the Yucatan Peninsula (Mexico). The team extracted low-density MP by use of
U+DF in distilled water. About 95 % of the extracted plastic had a size <50 µm and in total
315 amounts to 870±1900 items kg⁻¹. By use of a denser separation medium, the actual values
might have been higher due to the additional yield of denser plastics.

3.4 Middle East

In order to explore the translocation of soil MP by wind erosion, Razaee et al. (2019)
320 measured the concentration of low-density MP in soils of the (semi-)arid Fars Province
(Iran). Using a flotation method for the extraction of low-density MP in water (Zhang et al.,
2018) and LM, 1.2±0.6 mg kg⁻¹ and 205±186 mg kg⁻¹ were detected on five agricultural
sites and only 0.2±0.1 mg kg⁻¹ and 38±17 items kg⁻¹ on rangelands. Inadequate removal of
plastic mulch films was assumed to be the main origin of MP in these areas.

325

3.5 Australia

Fuller and Gautam (2016) used a pressurized fluid extraction (PFE) in combination with
gravimetric quantification and identification by FTIR to measure different plastics <1 mm in
soils near an industrial facility in Sydney (Australia). In accordance with the high potential
330 of contamination on industrial sites, which was also found by Zhou et al. (2019), the
recorded 2400 mg kg⁻¹ (min: 300 mg kg⁻¹, max: 67500 mg kg⁻¹) must be referred as “highly
contaminated”.

Table 1: Studies on microplastic concentrations with characterization of sites, applied methods and extracted microplastic samples. The abbreviations used in this table are as follows: hort=horticulture, agr=agriculture, gra=grassland, orch=orchard, for=forest, fal=fallow, sew=sewage sludge application, pm=plastic mulching, pg=plastic greenhouses, ww=waste water, S=stirring, U=ultrasonication, AM=air-mixing, DF=density fractionation, SDS=Sodium Dodecyl Sulfate, LM=lightmicroscopy, FTIR=Fourier-transform infrared spectroscopy, Pyr-GC-MS=pyrolysis-gaschromatography-massspectrometry, Raman=Raman spectroscopy, fib=fibres, mb=microbeads, frag=fragments, pel=pellets. NA denotes that information was not available. Detailed data are listed in the supplements.

region	sites	land use	entry pathway	vicinity	sampling depth [cm]	method of extraction	method of quantification/qualification	measured plastic type (bold=found)	mg kg ⁻¹ dw mv ± sd median (min-max)	items kg ⁻¹ dw mv ± sd median (min-max)	size span [µm]	shape	reference
Wuhan, 武汉市 (China)	8 12	hort hort	NA road	municipal	NA	S-DF (ZnCl ₂ 1.5 g cm ⁻³)	LM, Raman	PA, PP > PS, PVC > PE	NA	1083 (600–3167) 1142 (300–12500)	20–5000 70% <200	fib, mb > frag	Chen et al. (2020)
Región Metropolitana de Santiago (Chile)	1 1 1 1	agr agr agr agr	sew (1x) sew (2x) sew (3x) sew (4x) sew (5x)	municipal	0-25	S-DF (water, NaCl 1.2 g cm ⁻³ , ZnCl ₂ 1.55 g cm ⁻³)	LM, shape-to-mass	NA	1.4 (0.7–2.2) 2.0 (1.8–3.2) 2.2 (0.6–4.6) 2.9 (1.8–12.9) 4.4 (1.8–10.3)	1200 (0–2200) 1800 (1200–3200) 1200 (200–4400) 2200 (600–12400) 3600 (1000–10200)	<5000 mainly <1000x50	fib > others	Corradini et al. (2019)
Southeast Ontario (Canada)	1 2 1	agr agr agr	no sew sew (1x) sew (2x)	rural rural rural	0-5, 5-10, 10-15	Fenton's reagent, DF	LM, FTIR	PS, PE, PP, PU, polyester, others	NA	4 ± NA 103 ± 52 541 ± 305	fib > frag	fib > frag	Crossman et al. (2020)
Köln (Germany)	1	NA	road	municipal	NA	PFE	Pyr-GC-MS	PE > PP, PS	915 ± 63	NA	NA	NA	Dierkes et al. (2019)
Shanxi Province, 陕西省 (China)	9	agr	pm, sew	municipal	NA	S-DF (NaCl 1.2 g cm ⁻³ , CaCl ₂ 1.5 g cm ⁻³), H ₂ O ₂	LM, FTIR	PE, PET, PP, PS, PVC	NA	2131 ± 371	<5000 mainly <500	fib > frag > other	Ding et al. (2020)
Sydney (Australia)	1	NA	NA	industrial	NA	PFE	gravimetric, FTIR	PE, PS, PVC, PP, PET	2400 (300–67500)	NA	<1000	NA	Fuller and Gautam (2016)
Tianjin, 天津市 (China)	1	NA	NA	municipal	NA	AM-DF (NaCl+NaI 1.5 g cm ⁻³), H ₂ O ₂	LM, FTIR	PP	NA	95	<3200	frag	Han et al. (2019)
Shihézi, 石河子市 (China)	1 1 1	agr agr agr	pm (5 yr) pm (15 yr) pm (24 yr)	municipal	0-40	S-DF (NaI 1.85 g cm ⁻³), H ₂ O ₂	LM, FTIR	PE	NA	80 ± 49 308 ± 138 1076 ± 347	<5000	frag	Huang et al. (2020)
Yucatan Peninsula (Mexico)	10	hort	lit	rural	0-10, 10-20	U-DF (water)	LM	NA	NA	870 ± 1900	<2000 95% <50	NA	Huerta Lwanga et al. (2017)
Shanghai, 上海市 (China)	20	hort	pg, pm	municipal	0-3, 3-6	U-DF (NaCl 1.2 g cm ⁻³), H ₂ O ₂	LM, FTIR	PP, PE > polyester	NA	70 ± 13	20–10000 54% <1000	fib > frag > films > pel	Liu et al. (2018)
Malmö (Sweden)	1 1 1	agr agr agr	no sew sew (1 ha ⁻¹) sew (3 ha ⁻¹)	municipal municipal municipal	0-20	H ₂ O ₂ +enzymes, DF (ZnCl ₂ 1.7 g cm ⁻³)	LM, FTIR, shape-to-mass	diverse	0.3 0.3 3.4	NA	10–5000	NA	Ljung et al. (2018)
Shanghai, 上海市 (China)	3 3	rice rice-fish	ponding	ponding	0-10	S-DF (NaCl 1.24 g cm ⁻³), H ₂ O ₂	LM	NA	NA	12 ± 4 4 ± 2	NA	fib, frag	Lv et al. (2019)
Austria/Southern Germany	11	NA	NA	municipal	NA	H ₂ O ₂ , U-DF (ZnCl ₂ 1.45 g cm ⁻³)	LM	NA	NA	11x10 ⁶ (2x10 ⁵ –26x10 ⁶)	5–1000	NA	Meixner et al. (2020)

Continuation of Table 1 ...

Mittelfranken (Germany)	1	agr	none	rural	0-5	H ₂ O ₂ sieving	LM, FTIR	PE, PP, PS	NA	1.2 ± 0.6	0.3 (0.0-1.3)	1000-5000	films>frag> others	Piehl et al. (2018)
Fars province (Iran)	5	agr	pm	rural	0-10	S+U-DF (water)	LM, shape-to-mass	NA	1.2 ± 0.1	205 ± 186 38 ± 17	40-740 mainly <100	NA	Razaei et al. (2019)	
Valencia (Spain)	1	agr	sew (1x)	rural						1499 (999-1998)				
	1	agr	sew (3x)	rural						2564 (999-3996)				
	1	agr	sew (3x)	NA						1998 (999-3663)				
	1	agr	sew (3x)	rural						2830 (1998-3330)				
	1	agr	sew (4x)	rural						5328 (1332-6327)				
	1	agr	sew (4x)	NA						3330 (1998-3996)				
	1	agr	sew (5x)	rural						7659 (7326-7992)				
	1	agr	sew (5x)	NA						3330 (1998-5328)				
	1	agr	sew (6x)	rural	0-10, 10-30	S-DF (water, NaI 1.7 g cm ⁻³)	LM, FTIR	NA	NA	2997 (2331-5994)		>11	frags>fib,films	van den Berg et al. (2020)
	1	agr	sew (8x)	rural						3996 (1998-8658)				
Denmark	1	agr	sew	NA	0-15	SDS, S-DF (water, ZnCl ₂ 1.7 g cm ⁻³)	LM, FTIR, shape-to-mass	PP > PE >> nylon PE >> nylon > PP	5.8 (0.0-16.5) 12.0 (0.1-224)	7100 (0-165000) 145000 (5300-528000)	20-500	NA	Vollertsen (2017)	
	2 (G)	agr	pg, sew, ww	municipal	0-5, 5-10	NaOH+HCl ₂ UDF (water, NaI 1.8 g cm ⁻³)	LM	NA	NA	26070 (13470-42960) 12050 (7100-26630) 14440 (8180-18100)	50-10000, 89% <100, 82% <250	fib>>others	Zhang and Liu (2018)	
	1	agr	pm	rural	0-10, 10-30	S+U-DF (water)	LM, shape-to-mass	LD-PE, PP	0.3 ± 0.5 0.5 ± 0.7 0.1 ± 0.1	80 ± 136 187 ± 222 87 ± 213	mainly >100	NA	Zhang et al. (2018)	
	1	orch	NA	rural						163 ± 250	mainly >100	NA	Zhang et al. (2020)	
	2	agr	pm	municipal	0-20 (0-30)	DF (water)	LM, FTIR, shape-to-mass	NA	0.1 ± 0.6 0.0 ± 0.0	75 ± 130	50-5000 mainly >100	NA	Zhang et al. (2020)	
	10	hort	pm, sew, ww	mainly industrial	at 5	KOH+NaClO, S+U-DF (NaCl 1.19 g cm ⁻³ , ZnCl 1.55 g cm ⁻³)	LM, Raman	PE > PA, PP, PS	NA	43000-620000 96000-690000 22000-200000	10-5000 82% <100	frag>>others	Zhou et al. (2019)	
	7	fal	pm, sew, ww	mainly industrial						310 (0-2760)	>60 mainly 500-3000	frag, fib>films	Zhou et al. (2020)	
	60	agr	pm	municipal	0-10	DF (NaCl 1.2 g cm ⁻³ , NaI 1.6 g cm ⁻³), H ₂ O ₂	LM, FTIR	diverse	NA	1250 ± 60 1240 ± 87	NA	frag, fib	Zubris and Richards (2005)	
	1	orch	sew	municipal	0-10, 10-25, 25-50	S-DF (water)	LM	NA	NA					
	3	NA	sew	municipal										

4 Global data assessment

4.1 Applied methods

340 The majority of studies in the present work recorded data in items kg^{-1} (20 studies with 218 sites), eight studies contained data in mg kg^{-1} on 29 sites and one study with 4 sites in $\text{mm}^2 \text{kg}^{-1}$. Five studies collected both number and mass concentrations on in total 24 sites, one applied all three measures.

345 The most commonly used method thereby comprised a treatment step to oxidize or detach soil organic matter in advance (in 7 cases) or subsequent (6) to a mechanical agitation followed by DF, LM counting and identification by use of FTIR (13) or Raman spectroscopy (2). The treatment was conducted in different combinations by use of H_2O_2 (10), Fenton's reaction, NaOH, KOH/NaClO, enzymes or detergents (each 1) and is lacking in eight cases. Physical stressing of the soil matrix was performed by stirring/shaking eight times, ultrasonication (4), both (3) and bubbling (1), whereas any agitation lacks in five studies. Eleven studies used a density cut-off $\geq 1.5 \text{ g cm}^{-3}$ to extract a collective of the most common types of plastic, whereas nine studies applied less dense extraction media. In conclusion, physical agitation and oxidation of organic matter together with fractionation in a dense aqueous solution is the scheme most often used in advance to optical analysis of soil MP.

350 Six studies additionally applied a shape-to-mass model to estimate soil MP masses, and two studies measured MP masses directly from soil samples by use of PFE plus Pyr-GC-MS or PFE plus weighing. The TED-GC-MS, also listed in Bläsing and Amelung (2018) as an adequate measurement method, has not been applied to quantify soil MP in the present field studies.

360 4.1 Global concentrations

Throughout all 223 examined sampling sites, the medians of soil MP are $1167 \text{ items kg}^{-1}$ ($n=218$, 25 %: 89 items kg^{-1} , 75 %: $2870 \text{ items kg}^{-1}$) and 0.6 mg kg^{-1} ($n=29$, 0.004 mg kg^{-1} , 2.65 mg kg^{-1}). Some studies, in parts conducted on industrial areas, exceed this values by orders of magnitude (Fuller and Gautam, 2016; Vollertsen, 2017; Dierkes et al., 2019; Zhou et al., 2019; Meixner et al., 2020). In the following, global data are pooled according to entry pathways, land use and vicinity (Figure 3).

370 The sites with sewage sludge application have average MP concentrations of $1998 \text{ items kg}^{-1}$ ($n=24$, 25 %: $999 \text{ items kg}^{-1}$, 75 % $3616 \text{ items kg}^{-1}$) or 2.2 mg kg^{-1} ($n=8$, 1.7 mg kg^{-1} , 4.5 mg kg^{-1}), which increase with the number of sewage sludge applications (Corradini et al., 2019; Crossman et al., 2020; van den Berg et al., 2020). These loads are approximately one order of magnitude above values measured in fields with plastic mulching, both in terms of number and weight. According to medians and quantile ranges of item numbers, sites with the input of road dust and littering are similar to sludge sites. However, just like paddy fields and uncontaminated plots, these data sets only base on

375 one study with a few sampling sites, and the data of mass concentrations are even sparser.

The number of MP items in fields with agriculture and horticulture/orchards is well investigated, which is in contrast to grassland, fallow and forest soils. Both have similar average concentrations of about 1200 items kg⁻¹ (n=118, 88 items kg⁻¹, 2830 items kg⁻¹) and 1000 items kg⁻¹ (n=57, 350 items kg⁻¹, 1604 items kg⁻¹), but in agricultural landscapes one encounters a much wider range of concentrations. A robust set of mass concentrations is only found in agricultural soils and amounts to average concentrations of 1.7 mg kg⁻¹ (n=20, 0.3 mg kg⁻¹, 2.8 mg kg⁻¹). All other land uses have a minor number of studies and sampling sites.

385 Sites in the vicinity to municipal areas are three times more often investigated than rural areas. With 1275 items kg⁻¹ (n=147, 316 items kg⁻¹, 3005 items kg⁻¹) compared to 187 items kg⁻¹ (n=39, 0.3 items kg⁻¹, 1332 items kg⁻¹), the municipal measurements result in a particle number that is about one order of magnitude larger than in rural areas. This relation is also found in terms of MP masses that amount to 2.1 mg kg⁻¹ (n=11, 0.7 mg kg⁻¹, 4.5 mg kg⁻¹) and 0.2 mg kg⁻¹ (n=15, 0.0 mg kg⁻¹, 0.7 mg kg⁻¹), respectively. This implies a positive relation between population density and plastic concentration, which was also shown along a river shore in Mongolia (Battulga et al., 2019). However, in some world regions, rural and urban areas overlap, especially in China, where suburban areas contain large agricultural sites and rural areas are often densely inhabited, leading to more similar concentrations in both vicinities. Measurements in highly contaminated industrial areas, although conducted only a few times, indicate concentrations 2 to 4 orders of magnitude above non-industrial areas.

In conclusion, the most comprehensive data on both item number and mass are given for plastic mulching, sewage sludge application and multiple MP inputs as well as municipal and rural areas with food production. Based on overlapping interquartile ranges, the common concentrations in the respective categories range between <1 and 12760 items kg⁻¹ dry soil as well as 0 and 4.5 mg kg⁻¹ dry soil. In most cases extreme values do not scatter more widely than the medians, leading to the assumption that we are faced to a wide and even distribution of natural soil MP concentrations. ^[2]Measurements with larger sets of separated sites e.g. in the frame of national monitoring programs will allow to estimate more precise and localized values of soil microplastic contamination. Other data sets like on tire wear, forests, littering or industrial areas are sparse and might only give indications of expectable concentrations. In no region, studies on the application of MP through composts and digestates were conducted. Also the contamination of wilderness soils was not in the focus of recent research on MP. In contrast, NA data were numerous in most categories due to a lack of comprehensive documentation.

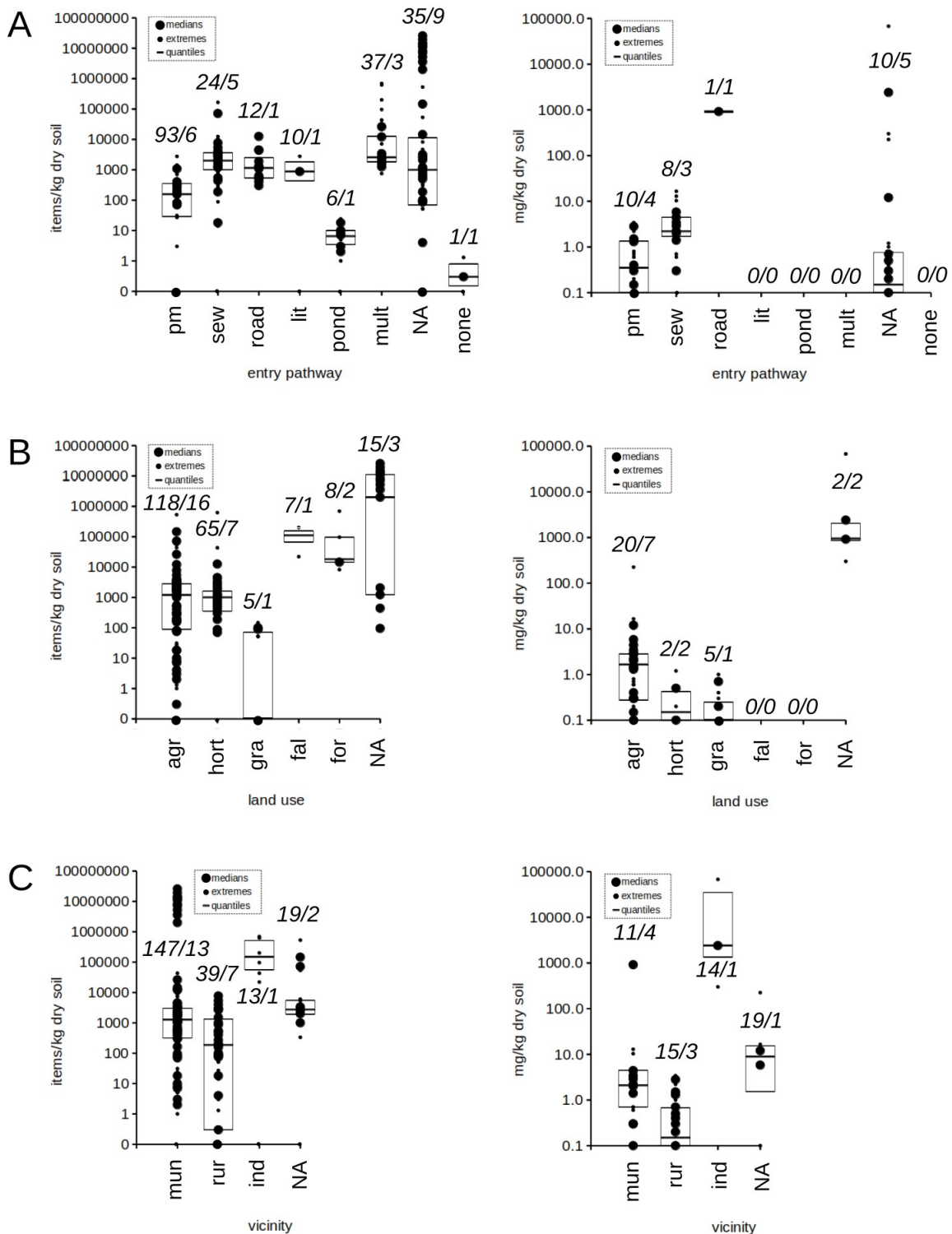


Figure 3: Concentrations of microplastic to soil ecosystems. Big dots mark median and mean concentrations measured in worldwide field experiments, small dots the related extreme values or standard deviations, strong horizontal lines the overall medians and narrow lines the 25 % and 75 % quantile. Italic numbers indicate the underlying number of sampling sites / studies. A: Entry pathways are pm=plastic mulching and plastic greenhousing, sew=sewage sludge and waste water application, road=road and tire wear, lit=littering, pond=ponding, mult=multiple, none=no existing entry pathways, B: Land uses are agr=agriculture, hort=horticulture and orchards, gra=grassland, fal=fallow, for=forest, C: Vicinities of the sampling sites are mun=municipal, rur=rural, ind=industrial. NA indicate data with no specification. No data were found on compost and digestate application, landfill soils or wilderness).

4.2 How robust are these data?

415 In this work 23 studies with in total 223 sampling sites were evaluated in terms of the entry pathways of MP to soils, the underlying land use and the vicinity of the investigated sites. Particularly in China, a large number of similarly structured studies provided a first spatial overview on common concentrations. Despite this satisfying yield of data our synopsis on MP concentrations in global soils must, however, be interpreted under certain restrictions.

420 On about 84% of the sites at least one MP entry pathway has been described and analyzed, whereas no information on origins (NA) was given on the remaining sites. However, further possible sources for MP inputs have neither been ruled out nor quantified in any study. For instance, the background pollution due to eolian deposition can be assumed to be ubiquitous even in remote global regions (Dris et al., 2016; Allen et al., 2019; Evangelidou et al., 2020). Razaee et al. (2019) found $0.2 \pm 0.1 \text{ mg kg}^{-1}$ and 425 $38 \pm 17 \text{ items kg}^{-1}$ related to air transport in sparsely populated grassland areas. Throughout the world, the deposited MP concentrations most likely decrease towards more remote areas, but are widely unknown. Along roads, there is also a contamination of soils with tire wear due to runoff, but also by windblown dispersal, that result in yet unknown spatial concentration gradients (Dierkes et al. 2019). Last but not least, littering produces a series 430 of locally randomized point loads, which increasingly appear in vicinity to urban areas, because most of the end-user waste is produced there. Those diffuse MP sources were hardly addressed within the reviewed papers and appear silently in addition to the entry pathways the studies focused on. Thus, their contribution to the total load is likewise an unnamed part of the measured values. This results in an unknown overestimation of the 435 loads coming on the focused entry pathways. Some of the studies additionally provide information that other entry pathways typically appear in their region, like irrigation with river water, use of mulch foils or the application of sewage sludge or waste water, but do not provide past and present information on their application on the measured plots. In consequence, the classification of MP inputs can be improved by differentiated data on 440 entry pathways and consequent inclusion of historical plot data.

Sparsely applied within the reviewed works, basic soil characterization is still an integral part of the description of sampling sites. Only 15 % of the sites are described sufficiently by means of soil texture or soil type in WRB or U.S. soil taxonomy. First data on Gleysols and Nitisols, that imply that the soil type can influence the accumulation of MP in a way 445 directly or indirectly (Zhang and Liu, 2018), show that standardized characterization of the soils will be helpful in future studies to relate the MP load with soil properties. ^[4]Data on further parameters such as soil carbon content, micro- and macrofaunal activity, that are found to affect the aggregation, transport, comminution and decay of microplastics (Büks et al., 2020a), are largely missing.

450 On most sites (81%), the sampling depths are well documented and vary between the top 5 cm, parts of the topsoil, the plow layer or deeper layers (Piehl et al., 2018; Zhang et al., 2018; Huang et al., 2020). As the MP concentration is shown to vary with depth (Zubris and Richards, 2005; Liu et al., 2018; Zhang et al., 2018; Crossman et al., 2020), projecting concentrations of certain upper parts of a top layer to predict the total top layer's

455 concentration will result in an overestimation of its MP stock. This might be less important
 in agricultural soils with annually plowed topsoils, but will affect the concentrations
 estimated in soils with no tillage. In consequence, a documentation of the plowing regime
 as well as a gradual and/or mixed sampling of the topsoil is strongly recommended.
 460 Furthermore, samplings in subsoils could give important information on the vertical
 translocation of MP towards the groundwater layer.

Organic matter is assumed to interfere with the measurements by binding plastic particles
 to the mineral matrix during the extraction or being mistaken with plastic in the following
 microscopic examination. This could influence the yield of extraction and later identification
 of MP. For this reason, different pre- and post-treatments with H₂O₂ or other agents were
 465 applied in several studies. Reviewed data show that on average ~10x more particles were
 extracted by use of a pre-treatment compared to no or post-treatment (Figure 4). This
 difference is also found in data generated by use of shape-to-mass models and not
 affected by the extreme high values found by Meixner et al. (2019).

470

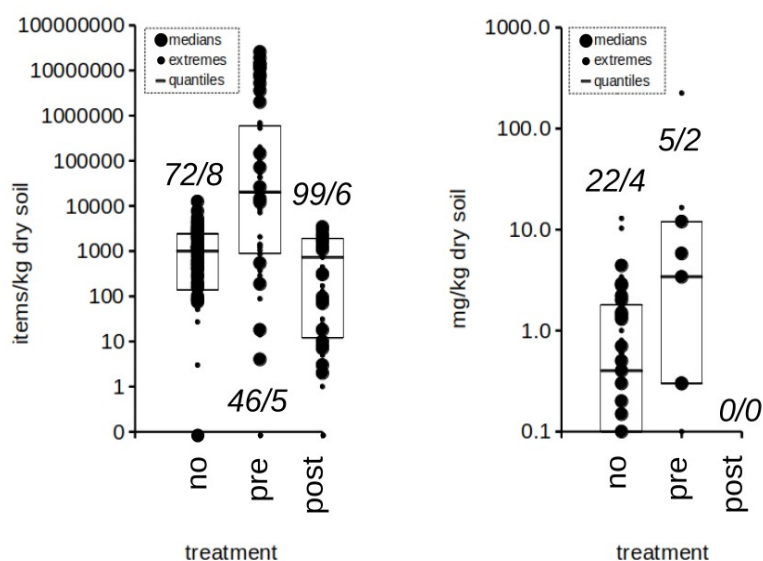


Figure 4: Quantities of MP measured after density fractionation without treatment of SOM (no), with pre-treatment (pre) and post-treatment (post). Big dots mark median and mean concentrations measured in worldwide field experiments, small dots the related extreme values or standard deviations, strong horizontal lines the overall medians and narrow lines the 25 % and 75 % quantile. Italic numbers indicate the underlying number of sampling sites / studies.

The total yield and composition of the extracted MP also strongly depends on the applied
 density cut-off. Some studies focused on a certain type of plastic such as light-density MP
 475 translocated by wind (Razaei et al., 2019) or fragmented PE foil, that was used for plastic
 mulching (Liu et al., 2018). Therefore, these studies used a less dense fractionation
 medium ($\leq 1.2 \text{ g cm}^{-3}$) and excluded denser MP from their measurements. ^[1]In different
 terrestrial environments, low-density plastics like PE and PP were found to be much more

480 abundant than denser materials such as PU, PET and PVC (Büks et al., 2020a). The great
majority of studies that used dense solutions with $\rho \geq 1.2 \text{ g cm}^{-3}$ therefore extracted large
parts of soil plastic independently from the chosen density cut-offs leading to trustable
orders of magnitude. However, only density cut-offs $\geq 1.5 \text{ g cm}^{-3}$ are suitable to extract
nearly all types of plastic with relevant global production output (with the exception of
chlorinated PVC and PTFE). On the other hand, densities $\geq 1.6 \text{ g cm}^{-3}$ cause the co-
485 extraction of parts of the mineral matrix (Cerli et al., 2012). In consequence, the application
of a density cut-off of 1.6 g cm^{-3} like in soil carbon pool analyses is recommended to avoid
underestimation of the soil MP pool (Kaiser and Berhe, 2014). For such density cut-offs,
sodium polytungstate (SPT) is an expansive but appropriate fractionation medium, as it
can be adjusted to a wide range of densities (1.0 to 3.1 g cm^{-3}), is non-toxic,
490 environmentally sound and recyclable (Six et al., 1999). Saturated NaCl solution, in
contrast, only has a maximum density of 1.2 g cm^{-3} , whereas ZnCl_2 and NaI are
categorized as dangerous for the environment.

After density fractionation, the MP is often separated from the dense solution by use of a
fine pored metal screen and cleaned by rinsing at the same place. To our knowledge, the
495 smallest available mesh aperture is to date $>5 \mu\text{m}$ (optimized dutch weave, GKD Group).
Items with a profile smaller than this might become lost during the extraction. To date, we
do not know anything about the contribution of this fraction exactly due to this filtration
problem. However, adverse effects on manifold parts of the soil fauna have shown to
increase with decreasing MP particle size and irregular shape (Büks et al., 2020a; Büks et
500 al., 2020b), which emphasizes the importance of small MP and nanoplastic analytics. In
the reviewed studies, large percentages of items $<250 \mu\text{m}$ were extracted independent of
the entry pathway (Table 1). The application of manual counting and the lack of defined
lower size limits for counting cause imprecise quantification of this small MP fraction.
Automated counting combined with particle sizing and shape analysis is therefore a
505 coming challenge in MP analytics.

Not only the extraction but also the identification of MP types is crucial for the estimation of
their respective quantities in soil. From the eleven studies that used an appropriate density
cut-off $\geq 1.5 \text{ g cm}^{-3}$, only two analyzed a broad set of common plastics. Two further studies
used less dense extraction media or direct extraction by use of PFE in advance to analyze
510 a similar spectrum of plastics, while all other studies tested ≤ 4 plastic types or lack any
characterization in this category. For a better comparability of studies we suggest to
measure a broad set of commonly produced MPs by default plus other plastics with
respect to the particular research.

The PFE method was only applied two times among the reviewed studies and showed
515 values three orders of magnitude above all other mass values compiled by use of shape-
to-mass models (Fuller and Gautam, 2016; Dierkes et al., 2019). It is unclear to what
extent this is caused by the selection of sampling sites, which are located within an
industrial area and right next to an arterial road, or due to a significant mass fraction that
has so far been ignored by use of optical methods but captured by PFE. At this stage, this

520 cannot be estimated due to a small number of sites and the lack of comparative experiments between both the PFE and methods based on density fractionation.

Given data show, that sites with sewage sludge application have mass concentrations similar to those with plastic mulching, but ten times higher item concentrations (Corradini et al., 2019; Razaeei et al., 2019). This points to smaller particle sizes in sewage sludge, 525 which could be related to fibers (e.g. originating from textile cleaning), that appear more pronounced on sites with sewage sludge application (Table 1). That could mean that the size characteristics of extracted particle collectives are strongly related to their entry pathways, so that we can estimate masses ex post from given data of item numbers? The relationship of item and mass concentrations from data sets with both measures shows a 530 different linear increase in soils with sewage sludge application ($R^2=0.99$, Corradini et al., 2019) and those with plastic mulching ($R^2=0.67$, Zhang et al., 2018; Razaeei et al., 2019; Zhang et al., 2020) (Figure 5). This pattern only bases on shape-to-mass data and is broken by the high concentrations found by Vollertsen (2017). However, within the concentration range found to be common in soils ($<4.5 \text{ mg kg}^{-1}$ and $<12760 \text{ items kg}^{-1}$) the 535 two trends imply that the MP input from mulching films has a lower number of particles per mass than MP from sewage sludge. Derived from this data, the mass and number of particles might roughly be estimated, if knowledge of the entry pathways exists. To support this statement, however, a larger amount of data is necessary.

In conclusion, most studies focus on item concentrations, some calculated masses by use 540 of a shape-to-mass model and only a few measured MP masses directly. This results in less mass data and especially a lack of data generated by mass spectroscopic methods. Number data, however, give a simple load indicator but no clear characterization about the soil MP load as the particle size distribution can vary strongly between different entry pathways and sites (Table 1). Some of these studies therefore conducted a rough size 545 classification, that address ecological relevant properties such as bioavailability and percolation. In combination with a valid shape-to-mass-model, particle-sizing might be a helpful tool for MP quantification in terms of both particle number and mass, especially in case of low financial and methodical capabilities. An identification of the given plastic types can be additionally performed by use of FTIR and Raman spectroscopy. The application of 550 PFE, TED-GC/MS and Pyr-GC/MS, which is promising for precise mass analytics, in turn eliminates information about size and shape of the extracted plastic and therefore requires additional particle-sizing. ^[2]The compatibility of the underlying procedural steps with given requirements is listed in Table 2.

555

Table 2: Evaluation of procedural steps used for the extraction of microplastics from soil. Extraction methods, additional treatments and methods for measurement appear in various combinations. Their compatibility with given requirements is shown based on the reviewed literature. Question marks indicate unknown performances, ρ refers to the density cut-off in g cm^{-3} , OM refers to organic matter, PFE refers to Presurized fluid extraction, FTIR refers to Fourier-transform infrared spectroscopy, Pyr-GC-MS refers to Pyrolysis–gas chromatography–mass spectrometry and TED-GC-MS refers to Thermal extraction and desorption–gas chromatography–mass spectrometry.

		increased yield of extraction	increased co-extraction of OM	co-extraction of mineral phase	determination of item number / size / shape	determination of MP mass	determination of plastic types	determination of MP surfaces
oxidation of natural OM	pre-oxidation	yes	?	?	yes	yes	yes	?
	post-oxidation	no			yes	yes	yes	?
extraction method	mechanical treatment	yes	yes	no	?	yes	yes	?
	density fractionation	≥ 1.6	$\sim \rho$	> 1.6	yes	yes	yes	yes
	PFE	yes	?	no	no	yes	yes	no
measurement	light microscopy				yes	StM	no	no
	FTIR / Raman spectroscopy				yes	StM	yes	no
	Pyr-GC-MS / TED-GC-MS				no	yes	yes	no

560

A measure, which is only applied once in the reviewed studies, is the concentration of MP surfaces ($\text{mm}^2 \text{kg}^{-1}$ dry soil). To date, little is known about the relationship of the specific surface of MP items to adverse effects on soil organisms, transportation and occlusion within the soil matrix. In future experiments on soil contamination measurements of specific MP surfaces in soils could play an important role. Furthermore, coming research on soil MP must not ignore plastic items $> 5 \text{ mm}$. Especially plastic mulching (and also littering) cause the deposition of an amount of larger fragments (Ramos et al., 2015; Huang et al., 2020). Even if we entirely stop the MP input to global soil ecosystems, its weathering and comminution would be an important reserve pool that might lead to further increase of soil MP concentrations in future.

570

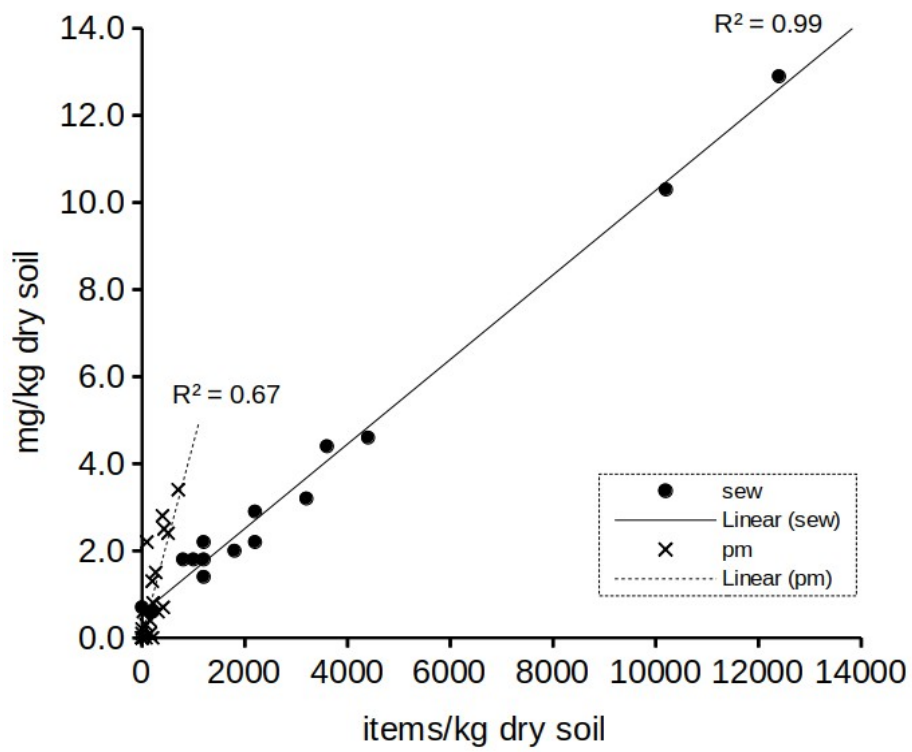


Figure 5: Regression of item and mass concentrations. Data were taken from sites with both measures (n=38). Dots represent measurements in soils with sewage sludge application, pm those with plastic mulching. Linear trends are shown by lines.

5 Conclusion

We reviewed 23 studies on soil MP concentrations with respect to the underlying entry pathways, land uses and vicinities. The in total 223 separated sampling sites were predominantly located in China and Europe. The studies largely focus on sewage sludge application and plastic mulching on agricultural and horticultural sites near cities and on the countryside. In contrast, research on industrial and natural areas, the inputs of MP with road dust, littering, irrigation water, composts and digestates remain strongly underrepresented or lack in total. Common global MP concentrations amount of up to 13000 items kg^{-1} dry soil and 4.5 mg kg^{-1} dry soil, whereas concentrations on single plots exceeded these values. The mass and particle number introduced to global soils with sewage sludge is about one order of magnitude larger than with plastic mulching. According to other studies, the contamination in municipal vicinity is also one order of magnitude above that in rural areas, whereas concentrations in industrial areas overshoot this values by far. We recommend to use common span to choose ranges of MP concentrations in coming laboratory experiment. Field studies are suggested to further record soil characteristics, plot history as well as entry pathways and conduct a gradual and/or mixed sampling of the topsoil and a sampling of the subsoil. If density fractionation is used to extract MP from soils, a 1.6 g cm^{-3} dense medium is strongly recommended for a sufficient separation of all common plastic types. A measurement of these types should be applied by default. Studies that determine particle numbers are invited to use a particle sizing with focus on the small-sized MP fractions, that were shown to have significant influence on the health of soil organisms. We hope that these points can contribute to establish a globally accepted pattern for soil microplastic measurements.

Data availability

All of the data are published within this paper and in the Supplement.

Author contributions

600 FB developed the review concept, collected data and prepared the paper. MK supervised
the study by participating in structural discussions on the idea and concept of the paper as
well as the final corrections.

Competing interests

605 The authors declare that they have no conflict of interest.

Acknowledgements

Best thanks to Esperanza Huerta-Lwanga, Fabio Corradini, Francisco Casado, Ines Fritz,
Jes Vollertsen, Katharina Meixner, Mona Kubiczek, Pim van den Berg, Pablo Meza, Raúl
610 Eguiluz and Violette Geissen for sharing their raw data.

References

- Allen, S., Allen, D., Phoenix, V. R., Le Roux, G., Jiménez, P. D., Simonneau, A., Binet, S. and Galop, D.: Atmospheric transport and deposition of microplastics in a remote mountain catchment, *Nature Geoscience*, 12(5), 339-344, <https://doi.org/10.1038/s41561-019-0335-5>, 2019.
- 615 Barnes, D. K., Galgani, F., Thompson, R. C. and Barlaz, M.: Accumulation and fragmentation of plastic debris in global environments, *Philosophical Transactions of the Royal Society B: Biological Sciences*, 364(1526), 1985-1998, <https://doi.org/10.1098/rstb.2008.0205>, 2009.
- Battulga, B., Kawahigashi, M. and Oyuntsetseg, B.: Distribution and composition of plastic debris along the river shore in the Selenga River basin in Mongolia, *Environmental Science and Pollution Research*, 26(14), 14059-14072, <https://doi.org/10.1007/s11356-019-04632-1>, 2019.
- 620 Bläsing, M. and Amelung, W.: Plastics in soil: Analytical methods and possible sources, *Science of the Total Environment*, 612, 422-435, <https://doi.org/10.1016/j.scitotenv.2017.08.086>, 2018.
- Büks, F., van Schaik, N. L., and Kaupenjohann, M.: What do we know about how the terrestrial multicellular soil fauna reacts to microplastic?, *SOIL*, 6, 245–267, <https://doi.org/10.5194/soil-6-245-2020>, 2020a.
- 625 Büks, F., van Schaik, N. L., and Kaupenjohann, M.: Mikroplastik aus Klärschlämmen hat das Potential Bodenleben zu schädigen, *KW Korrespondenz Wasserwirtschaft*, <https://doi.org/10.3243/kwe2020.09.001>, *accepted for publication in September 2020*, 2020b.
- Cerli, C., Celi, L., Kalbitz, K., Guggenberger, G., & Kaiser, K.: Separation of light and heavy organic matter fractions in soil—Testing for proper density cut-off and dispersion level, *Geoderma*, 170, 403-416, <https://doi.org/10.1016/j.geoderma.2011.10.009>, 2012.
- 630 Chen, Y., Leng, Y., Liu, X. and Wang, J.: Microplastic pollution in vegetable farmlands of suburb Wuhan, central China, *Environmental Pollution*, 257, 113449, <https://doi.org/10.1016/j.envpol.2019.113449>, 2020.
- Corradini, F., Meza, P., Eguiluz, R., Casado, F., Huerta-Lwanga, E. and Geissen, V.: Evidence of microplastic accumulation in agricultural soils from sewage sludge disposal, *Science of the Total Environment*, 671, 411-420, <https://doi.org/10.1016/j.scitotenv.2019.03.368>, 2019.
- 635 Crossman, J., Hurley, R. R., Fütter, M., & Nizzetto, L.: Transfer and transport of microplastics from biosolids to agricultural soils and the wider environment, *Science of The Total Environment*, 138334, <https://doi.org/10.1016/j.scitotenv.2020.138334>, 2020.
- 640 de Souza Machado, A. A., Lau, C. W., Till, J., Kloas, W., Lehmann, A., Becker, R. and Rillig, M. C.: Impacts of microplastics on the soil biophysical environment, *Environmental science & technology*, 52(17), 9656-9665, <https://doi.org/10.1021/acs.est.8b02212>, 2018.
- Dierkes, G., Lauschke, T., Becher, S., Schumacher, H., Földi, C. and Ternes, T.: Quantification of microplastics in environmental samples via pressurized liquid extraction and pyrolysis-gas chromatography, *Analytical and bioanalytical chemistry*, 411(26), 6959-6968, <https://doi.org/10.1007/s00216-019-02066-9>, 2019.
- 645 Ding, L., Zhang, S., Wang, X., Yang, X., Zhang, C., Qi, Y. and Guo, X.: The occurrence and distribution characteristics of microplastics in the agricultural soils of Shaanxi Province, in north-western China, *Science of The Total Environment*, 137525, <https://doi.org/10.1016/j.scitotenv.2020.137525>, 2020.
- Dris, R., Gasperi, J., Saad, M., Mirande, C. and Tassin, B.: Synthetic fibers in atmospheric fallout: a source of microplastics in the environment? *Marine pollution bulletin*, 104(1-2), 290-293, <https://doi.org/10.1016/j.marpolbul.2016.01.006>, 2016.
- 650 Eo, S., Hong, S. H., Song, Y. K., Lee, J., Lee, J. and Shim, W. J.: Abundance, composition, and distribution of microplastics larger than 20 μm in sand beaches of South Korea, *Environmental Pollution*, 238, 894-902, <https://doi.org/10.1016/j.envpol.2018.03.096>, 2018.

- 655 Evangeliou, N., Grythe, H., Klimont, Z., Heyes, C., Eckhardt, S., Lopez-Aparicio, S., & Stohl, A.: Atmospheric transport is a major pathway of microplastics to remote regions, *Nature Communications*, 11(1), 1-11, <https://doi.org/10.1038/s41467-020-17201-9>, 2020.
- 660 Fei, Y., Huang, S., Zhang, H., Tong, Y., Wen, D., Xia, X., Wang, H., Luo, Y. and Barceló, D.: Response of soil enzyme activities and bacterial communities to the accumulation of microplastics in an acid cropped soil, *Science of The Total Environment*, 707, 135634, <https://doi.org/10.1016/j.scitotenv.2019.135634>, 2020.
- Fuller, S. and Gautam, A.: A procedure for measuring microplastics using pressurized fluid extraction, *Environmental science & technology*, 50(11), 5774-5780, <https://doi.org/10.1021/acs.est.6b00816>, 2016.
- Geyer R., Jambeck J. R. and Law K. L.: Production, use, and fate of all plastics ever made, *Science Advances*, 3, e1700782, <https://doi.org/10.1126/sciadv.1700782>, 2017.
- 665 Gregory, M. R.: Accumulation and distribution of virgin plastic granules on New Zealand beaches, *New Zealand Journal of Marine and Freshwater Research*, 12(4), 399-414, <https://doi.org/10.1080/00288330.1978.9515768>, 1978.
- 670 Han, X., Lu, X. and Vogt, R. D.: An optimized density-based approach for extracting microplastics from soil and sediment samples, *Environmental Pollution*, 254, 113009, <https://doi.org/10.1016/j.envpol.2019.113009>, 2019.
- Huang, Y., Liu, Q., Jia, W., Yan, C. and Wang, J.: Agricultural plastic mulching as a source of microplastics in the terrestrial environment, *Environmental Pollution*, 260, 114096, <https://doi.org/10.1016/j.envpol.2020.114096>, 2020.
- 675 Huerta Lwanga, E., Vega, J. M., Quej, V. K., de los Angeles Chi, J., del Cid, L. S., Chi, C., Escalona Segura, G., Gertsen, H., Salánki, T., van der Ploeg, M., Koelmans, A.A. and Geissen, V. A.: Field evidence for transfer of plastic debris along a terrestrial food chain, *Scientific Reports*, 7(1), 1-7, <https://doi.org/10.1038/s41598-017-14588-2>, 2017.
- 680 He, P., Chen, L., Shao, L., Zhang, H. and Lü, F.: Municipal solid waste (MSW) landfill: A source of microplastics? - Evidence of microplastics in landfill leachate, *Water research*, 159, 38-45, <https://doi.org/10.1016/j.watres.2019.04.060>, 2019.
- Kaiser, M. and Berhe, A. A.: How does sonication affect the mineral and organic constituents of soil aggregates?—A review, *J. Plant Nutr. Soil Sci.*, 177, 479–495, <https://doi.org/10.1002/jpln.201300339>, 2014.
- 685 Karthik, R., Robin, R. S., Purvaja, R., Ganguly, D., Anandavelu, I., Raghuraman, R., Hariharan, G., Ramakrishna, A. and Ramesh, R.: Microplastics along the beaches of southeast coast of India, *Science of The Total Environment*, 645, 1388-1399, <https://doi.org/10.1016/j.scitotenv.2018.07.242>, 2018.
- Lambert, S., Sinclair, C. and Boxall, A.: Occurrence, degradation, and effect of polymer-based materials in the environment, in: *Reviews of Environmental Contamination and Toxicology*, 227, 1-53), Springer, Cham., https://doi.org/10.1007/978-3-319-01327-5_1, 2014.
- 690 Lehmann, A., Fitschen, K. and Rillig, M. C.: Abiotic and biotic factors influencing the effect of microplastic on soil aggregation, *Soil Systems*, 3(1), 21, <https://doi.org/10.3390/soilsystems3010021>, 2019.
- Liu, M., Lu, S., Song, Y., Lei, L., Hu, J., Lv, W., Zhou, W, Cao, C., Shi, H., Yang, X. and He, D.: Microplastic and mesoplastic pollution in farmland soils in suburbs of Shanghai, China, *Environmental Pollution*, 242, 855-862, <https://doi.org/10.1016/j.envpol.2018.07.051>, 2018.
- 695 Ljung, E., Olesen, K. B., Andersson, P. G., Fältström, E., Vollertsen, J., Wittgren, H. B. and Hagman, M.: Mikroplaster i kretsloppet, *Svenskt Vatten Utveckling Rapport*, 13, 2018.
- Lots, F. A., Behrens, P., Vijver, M. G., Horton, A. A. and Bosker, T.: A large-scale investigation of microplastic contamination: abundance and characteristics of microplastics in European beach sediment, *Marine Pollution Bulletin*, 123(1-2), 219-226, <https://doi.org/10.1016/j.marpolbul.2017.08.057>, 2017.

- 700 Lv, W., Zhou, W., Lu, S., Huang, W., Yuan, Q., Tian, M., Lv, W., He, D.: Microplastic pollution in rice-fish co-culture system: A report of three farmland stations in Shanghai, China, *Science of the Total Environment*, 652, 1209-1218, <https://doi.org/10.1016/j.scitotenv.2018.10.321>, 2019.
- Meixner, K., Kubiczek, M. and Fritz, I.: Microplastic in soil—current status in Europe with special focus on method tests with Austrian samples, *AIMS Environmental Science*, 7(2), 174, <https://doi.org/10.3934/environsci.2020011>, 2020.
- 705 Ng, E. L., Lwanga, E. H., Eldridge, S. M., Johnston, P., Hu, H. W., Geissen, V. and Chen, D.: An overview of microplastic and nanoplastic pollution in agroecosystems, *Science of the total environment*, 627, 1377-1388, <https://doi.org/10.1016/j.scitotenv.2018.01.341>, 2018.
- Nizzetto L., Futter M. and Langaas S.: Are agricultural soils dumps for microplastics of urban origin?, *Environmental Science & Technology*, <https://doi.org/10.1021/acs.est.6b04140>, 2016.
- 710 Piehl, S., Leibner, A., Löder, M. G., Dris, R., Bogner, C. and Laforsch, C.: Identification and quantification of macro-and microplastics on an agricultural farmland, *Scientific reports*, 8(1), 1-9, <https://doi.org/10.1038/s41598-018-36172-y>, 2018.
- Praagh, M. V., Hartman, C. and Brandmyr, E.: Microplastics in Landfill Leachates in the Nordic Countries, <https://doi.org/10.6027/TN2018-557>, 2018.
- 715 Ramos, L., Berenstein, G., Hughes, E. A., Zalts, A. and Montserrat, J. M.: Polyethylene film incorporation into the horticultural soil of small periurban production units in Argentina, *Science of the Total Environment*, 523, 74-81, <https://doi.org/10.1016/j.scitotenv.2015.03.142>, 2015.
- Rezaei M., Riksen M. J., Sirjani E., Sameni A. and Geissen V.: Wind erosion as a driver for transport of light density microplastics, *Science of The Total Environment*, 669, 273-281, <https://doi.org/10.1016/j.scitotenv.2019.02.382>, 2019.
- 720 Rillig, M. C., Lehmann, A., de Souza Machado, A. A. and Yang, G.: Microplastic effects on plants, *New Phytologist*, 223(3), 1066-1070, <https://doi.org/10.1111/nph.15794>, 2019.
- Schell, T., Rico, A. and Vighi, M.: Occurrence, fate and fluxes of plastics and microplastics in terrestrial and freshwater ecosystems, in: *Reviews of Environmental Contamination and Toxicology (Continuation of Residue Reviews)*, https://doi.org/10.1007/398_2019_40, 2020.
- 725 Scheurer, M. and Bigalke, M.: Microplastics in Swiss floodplain soils. *Environmental science & technology*, 52(6), 3591-3598, <https://doi.org/10.1021/acs.est.7b06003>, 2018.
- Simon, M., van Alst, N. and Vollertsen, J.: Quantification of microplastic mass and removal rates at wastewater treatment plants applying Focal Plane Array (FPA)-based Fourier Transform Infrared (FT-IR) imaging, *Water research*, 142, 1-9, <https://doi.org/10.1016/j.watres.2018.05.019>, 2018.
- 730 Six, J., Schultz, P. A., Jastrow, J. D., & Merckx, R.: Recycling of sodium polytungstate used in soil organic matter studies. *Soil Biology & Biochemistry*, 31(8), 1193-1196, 1999.
- Steinmetz, Z., Wollmann, C., Schaefer, M., Buchmann, C., David, J., Tröger, J., Muñoz, K., Frör, O. and Schaumann, G. E.: Plastic mulching in agriculture. Trading short-term agronomic benefits for long-term soil degradation?, *Science of the total environment*, 550, 690-705, <https://doi.org/10.1016/j.scitotenv.2016.01.153>, 2016.
- 735 Thompson R. C., Swan S. H., Moore C. J. and Vom Saal F. S.: Our plastic age, <https://doi.org/10.1098/rstb.2009.0054>, 2009.
- 740 van den Berg, P., Huerta-Lwanga, E., Corradini, F. and Geissen, V., 2020: Sewage sludge application as a vehicle for microplastics in eastern Spanish agricultural soils, *Environmental Pollution*, 261, 114198, <https://doi.org/10.1016/j.envpol.2020.114198>, 2020.

- Vollertsen, J., & Hansen, A. A.: Microplastic in Danish wastewater: Sources, occurrences and fate, The Danish Environmental Protection Agency, Environmental Project 1906, 2017.
- 745 Weithmann N., Möller J. N., Löder M. G., Piehl S., Laforsch C. and Freitag R.: Organic fertilizer as a vehicle for the entry of microplastic into the environment, *Science Advances*, 4, eaap8060, <https://doi.org/10.1126/sciadv.aap8060>, 2018.
- Yu, X., Ladewig, S., Bao, S., Toline, C. A., Whitmire, S. and Chow, A. T.: Occurrence and distribution of microplastics at selected coastal sites along the southeastern United States, *Science of the Total Environment*, 613, 298-305, <https://doi.org/10.1016/j.scitotenv.2017.09.100>, 2018.
- 750 Zhang, G. S. and Liu, Y. F.: The distribution of microplastics in soil aggregate fractions in southwestern China, *Science of the Total Environment*, 642, 12-20, <https://doi.org/10.1016/j.scitotenv.2018.06.004>, 2018.
- Zhang, S., Yang, X., Gertsen, H., Peters, P., Salánki, T. and Geissen, V.: A simple method for the extraction and identification of light density microplastics from soil, *Science of the Total Environment*, 616, 1056-1065, <https://doi.org/10.1016/j.scitotenv.2017.10.213>, 2018.
- 755 Zhang, S., Liu, X., Hao, X., Wang, J. and Zhang, Y.: Distribution of low-density microplastics in the mollisol farmlands of northeast China, *Science of The Total Environment*, 708, 135091, <https://doi.org/10.1016/j.scitotenv.2019.135091>, 2020.
- Zhou, Y., Liu, X. and Wang, J.: Characterization of microplastics and the association of heavy metals with microplastics in suburban soil of central China, *Science of the Total Environment*, 694, 133798, <https://doi.org/10.1016/j.scitotenv.2019.133798>, 2019.
- 760 Zhou, B., Wang, J., Zhang, H., Shi, H., Fei, Y., Huang, S., Tong, Y., Wen, D., Luo, Y. and Barceló, D.: Microplastics in agricultural soils on the coastal plain of Hangzhou Bay, east China: Multiple sources other than plastic mulching film, *Journal of Hazardous Materials*, 388, 121814, <https://doi.org/10.1016/j.jhazmat.2019.121814>, 2020.
- 765 Zubris, K. A. V. and Richards, B. K.: Synthetic fibers as an indicator of land application of sludge, *Environmental pollution*, 138(2), 201-211, <https://doi.org/10.1016/j.envpol.2005.04.013>, 2005.