

Transformation of *n*-alkanes from plant to soil: a review

Carrie L. Thomas^{1,2}, Boris Jansen², E. Emiel van Loon², and Guido L. B. Wiesenberg¹

¹Department of Geography, University of Zurich, CH-8057 Zurich, Switzerland

²Institute for Biodiversity and Ecosystem Dynamics, University of Amsterdam, Amsterdam, 1098XH, Netherlands

Correspondence to: Carrie L. Thomas (carrie.thomas@geo.uzh.ch)

Abstract. Despite the importance of soil organic matter (SOM) in the global carbon cycle, there remain many open questions regarding its formation and preservation. The study of individual organic compound classes that make up SOM, such as lipid biomarkers including *n*-alkanes, can provide insight into the cycling of bulk SOM. While studies of lipid biomarkers, particularly *n*-alkanes, have increased in number in the past few decades, only a limited number have focused on the transformation of these compounds following deposition in soil archives. We performed a systematic review to consolidate the available information on plant-derived *n*-alkanes and their transformation from plant to soil. Our major findings were 1) a nearly ubiquitous trend of decreased total concentration of *n*-alkanes either with time in litterbag experiments or with depth in open plant-soil systems and 2) preferential degradation of odd chain length and shorter chain length *n*-alkanes represented by a decrease in either Carbon Preference Index (CPI) or Odd-over-Even Predominance (OEP) with depth, indicating degradation of the *n*-alkane signal or a shift in vegetation composition over time. The review also highlighted a lack of data transparency and standardization across studies of lipid biomarkers, making analysis and synthesis of published data time-consuming and difficult. We recommend that the community move towards more uniform and systematic reporting of biomarker data. Furthermore, as the number of studies examining the complete leaf-litter-soil continuum is very limited as well as unevenly distributed over geographical regions, climate zones, and soil types, future data collection should focus on underrepresented areas as well as quantifying the transformation of *n*-alkanes through the complete continuum of plant to soil.

1 Introduction

Soil organic matter (SOM) is one of the largest terrestrial reservoirs in the carbon cycle, containing a carbon stock more than ten times greater than that of forest biomass (Settele et al., 2015). Despite its importance, there remain many gaps in the knowledge of the formation, degradation, and preservation of SOM (Schmidt et al., 2011). Studying the degradation and preservation of various individual compound classes included in bulk SOM, such as lipids, could increase the overall understanding of SOM dynamics. Although the currently prevailing paradigm holds that there is no intrinsic recalcitrance of particular molecular classes (e.g., Schmidt et al., 2011; Lehmann & Kleber, 2015), insights are emerging that SOM turnover rates are linked to functional complexity with an important role for variations in the molecular diversity of SOM (Lehmann et al., 2020). As lipids represent a molecularly diverse sub-class of SOM (Kögel-Knabner, 2002), further study of lipid dynamics in soils under various pedogenic and environmental conditions will help advance the current debate on SOM dynamics.

Met opmaak: Lettertype: Corsief

Met opmaak: Lettertype: Corsief

Met opmaak: Lettertype: Corsief

Met opmaak: Lettertype: Corsief

Verwijderd: ,

Met opmaak: Lettertype: Corsief

Verwijderd: , and 3) preferential degradation of odd chain length and shorter chain length *n*-alkanes

Met opmaak: Lettertype: Corsief

Met opmaak: Lettertype: Corsief

35 In the last few decades, there has been a myriad of studies using lipids in soil as molecular proxies for a variety of purposes,
including paleoecology and paleoclimate reconstructions (Jansen and Wiesenberg, 2017). Many of these compounds are
considered “biological markers,” or “biomarkers” in short, because they can be indicative of their source organisms and may
be preserved following deposition in environmental archives, such as soils and sediments (Peters et al., 2005). *n*-Alkanes, in
particular, have been used extensively due to their potential for preservation and because their extraction and analysis are
40 relatively easy compared to other compound classes (Diefendorf and Freimuth, 2017).

The primary source of *n*-alkanes in soils and sediments are cuticular waxes of plant leaves and roots (Eglinton and Eglinton,
2008). Plant-derived *n*-alkanes are characterized as having long chains of carbon atoms (between C₂₅ and C₃₅) and a strong
predominance of molecules with an odd number of carbons (Eglinton et al., 1962a; Eglinton et al., 1962b; Kolattukudy et al.,
45 1976). Because *n*-alkanes are ubiquitous in plant leaves and roots, the distribution pattern of *n*-alkanes across multiple chain
lengths is used as a proxy to determine past vegetation species, not merely the presence of individual *n*-alkanes with specific
chain lengths (Jansen et al., 2006). Therefore, the preservation of these patterns following deposition in an archive is essential
to their continued use as a proxy for paleovegetation, mediated by (and therefore also an estimator of) contemporary climatic
and hydrological conditions. (e.g., Bush and McInerny, 2015).

50 To aid in characterizing *n*-alkane patterns, various index measurements have been developed over the years. These include the
Carbon Preference Index (CPI), Odd-over-Even Predominance (OEP), and Average Chain Length (ACL). The CPI and OEP
were both developed initially as a method for identifying sources of petroleum (Bray and Evans, 1961; Scalani and Smith,
1970). They have since been used extensively in studies in other environmental settings such as soil and sediments to determine
55 the sources and degree of degradation of *n*-alkanes (e.g., Zhou et al., 2010; Trigui et al., 2019). Higher values for the CPI and
OEP indicate *n*-alkanes derived from plant waxes and are also characteristic of well-preserved biomarker signals (Cranwell,
1981; Zech et al., 2009). Lower values are typical of *n*-alkanes originating from other sources such as microbes or indicate a
high degree of degradation (Cranwell, 1981; Zech et al., 2009). The ACL is a weighted average of the chain length distribution
of the odd-chain lengths of *n*-alkanes. It has been used to differentiate between dominant vegetation types, such as woody
60 plants versus grasses, and as an indicator of environmental conditions such as drought (e.g., Crausbay et al., 2014; Wüthrich
et al., 2017).

The equations used for each of these indices often vary between studies, particularly in terms of what chain lengths are
included. Basic equations for CPI (Marzi et al., 1993), OEP (Hoefs et al., 2002), and ACL (Poynter et al., 1989) are as follows:

65

$$CPI = \frac{(\sum_{i=n}^m C_{2i+1} + \sum_{i=n+1}^{m+1} C_{2i+1})}{2(\sum_{i=n+1}^{m+1} C_{2i})} \quad (1)$$

$$OEP = \frac{\sum_{i=13}^{16} C_{2i+1}}{\sum_{i=13}^{16} C_{2i}} \quad (2)$$

$$ACL = \frac{\sum_{i=n}^m (2i + 1) * C_{2i+1}}{\sum_{i=n}^m C_{2i+1}} \quad (3)$$

where C_x is the concentration of each n -alkane containing x carbon atoms; n and m are the chain lengths of, respectively, the starting and ending n -alkane divided by two (note: both $2n$ and $2m$ should be even numbers).

75 Though there have been many studies regarding the diagenesis of n -alkanes and other biomarkers in sediments (e.g., Cranwell, 1981; Meyers and Ishiwatari, 1993; Bourbonniere and Meyers, 1996; Zhang et al., 2006), only a few have focused on the potential degradation or transformation of these molecules in soil (e.g., Bull et al., 2000; Wiesenberger et al., 2004; Otto and Simpson, 2005). This review aims to consolidate the available information on the fate of n -alkanes in soil and how their distribution patterns may be altered from fresh plant material to litter to soil. Clearer knowledge of degradation and transformation will lead to a better understanding of the accuracy of biomarker observations and more careful interpretation; it can also lay the basis for a better process understanding of degradation and transformation. Ultimately, this understanding can be translated into observation-models to standardize biomarker observations and render them more useful.

2 Methods

The review was performed systematically. A Boolean search string was developed to search all of the databases, except the Derwent Innovation Index, included in the Web of Science: ((“leaf wax*” OR “lipid biomarker*” OR “alkane*” OR “n-alkane*” OR “chemical fossil*” OR “epicuticular wax*” OR “molecular prox*”) AND (“soil*” OR “peat*” OR “topsoil*” OR “litter*”). Selection criteria were also developed to guide the process of screening the search results. These include:

1. Peer-reviewed source
2. Study includes primary data or observations on the degradation of the distribution patterns, concentration, or index measurements (e.g., CPI, OEP, or ACL) of n -alkanes
3. Study occurs in natural soil or peat with minimal contamination OR in lab conditions if microbial degradation of n -alkanes in natural soils was investigated
4. No enhanced or augmented measures were taken to promote degradation
5. Study includes data on modern soils

100

105

110

115

120

125

The search string returned 9297 results as of August 27, 2020. Using the five selection criteria, the titles and abstracts of the search results were screened for suitability, and 8911 results could be rejected without examining the full text. Seven records were not available in English, and ten records were duplicates.

From 37 studies, the following types of information were extracted if available:

1. Molecular data (*n*-alkane concentration, CPI, OEP, ACL)
2. Environmental data (elevation, mean annual air temperature (MAAT), mean annual precipitation (MAP))
3. Soil data (soil type, pH, total organic carbon (TOC))
4. Vegetation data (Species, general vegetation)

Studies including data obtained using pyrolysis were not included as this method provides indirect measurements of *n*-alkanes. For studies that included concentration data but not index measurements, Equation 1 was used to calculate CPI with $n = 11$ and $m = 16$, Equation 2 was used to calculate OEP, and Equation 3 was used to calculate ACL using odd chain lengths between 27 and 33.

Figures 1-9 were created with the “ggplot2” (Wickham, 2016) and “ggpubr” (Kassambara, 2020) packages, and Figure 10 was created with packages “sp” (Pebesma et al., 2005; Bivand et al., 2013), “sf” (Pebesma, 2018), “tmap” (Tennekes, 2018), and “rnaturalearth” (South, 2017) using R version 3.6.2 (R Core Team, 2019). Full species names of vegetation are provided when available. Complete data can be found in the supplementary material.

3 Results

Prior to incorporation in soil, plant debris can form a litter layer on top of the soil, especially in forest ecosystems. This plant debris is the principal source of material for the formation of soil organic matter in the topsoil (Kögel-Knabner, 2002), and degradation of plant-derived *n*-alkanes begins in the litter layer. There have been 27 studies examining the degradation of *n*-alkanes in the litter, including six litterbag experiments as well as studies assessing the litter layer in open plant-soil systems, which we define as natural systems including no manipulation.

3.1 Results from litterbag experiments

We found a total of six litterbag experiment studies during the review ranging in time intervals from 300 days to 23 years (Table 1). The species investigated for *n*-alkane degradation included *Calluna vulgaris* in a peatland setting (Huang et al., 1997), *Acer pseudoplatanus*, *Fagus sylvatica*, and *Sorbus aucuparia* in forest settings (Zech et al., 2011; Nguyen Tu et al., 2017), *Setaria viridis*, *Eleusine indica*, *Amaranthus retroflexus* and *Erigeron speciosus* deposited at an agricultural experimental field (Wang et al., 2014), *Neosinocalanus affinis* and *Osmanthus fragrans* (Li et al., 2017). Additionally, Schulz et al. (2012) measured degradation of *Zea mays* and *Pisum sativum* in an incubation experiment using agricultural soil.

Verwijderd: 3.1 *n*-Alkanes in the litter layer

Verwijderd: .1

The primary trend spanning nearly all (five out of six) of the litterbag experiments is a considerable decrease in the total concentration of *n*-alkanes compared to the initial biomass ($\mu\text{g/g}$ dry weight). The majority of species contained a much lower relative concentration of *n*-alkanes in the final measurement of the experiments (Fig. 1). The largest decreases in the first 100 days occurred in litter from *N. affinis* (Li et al., 2017), *Z. mays*, and *P. sativum* (Schulz et al., 2012) (Fig. 1). In contrast, *n*-alkanes in *E. speciosus* and *S. viridis* actually increased in concentration by the end of the experimental period (Wang et al., 2014) (Fig. 1). From the beginning to the end of the litterbag experiments, the distribution patterns of the *n*-alkanes remained relatively constant with the same range of chain lengths and the dominant chain length staying the same in nearly all of the species (Supplementary Material).

The ACL was reported in four of the studies; the results from Huang et al. (1997), Li et al. (2017), Wang et al. (2014), and Nguyen Tu et al. (2017) are shown in Fig. 2a. There were only small variations in ACL over the course of the studies. The *N. affinis* litter showed the largest increase in ACL (Li et al., 2017), while *C. vulgaris* was the only species that ended the experiment with a lower ACL than the initial measurement (Fig. 2a).

The CPI was also reported in the same four studies; the results are shown in Figure 2b. There is some variability between the studies in how the CPI changed with time. The CPI of *N. affinis* dropped rapidly at the beginning of the experiment but then slightly increased until the end of the experiment (Li et al., 2017) (Fig. 2b). In contrast, Nguyen Tu et al. (2017) measured an increase in the CPI of *F. sylvatica* litter from 9.9 to 14.7 after two years (Fig. 2b). *C. vulgaris* and *O. fragrans* showed slight decreases in CPI over the experimental periods, respectively 23 years and 369 days. Three of the grasses in the experiment of Wang et al. (2014) revealed a similar pattern with small increases or decreases at different sampling points but returning to about their starting CPI after 210 days (Fig. 2b). However, *A. retroflexus* showed a different pattern with a sharp increase at 60 days, followed by a decrease to 1.4 from its initial 3.7. Zech et al. (2011) reported OEP rather than CPI (Fig. 2b). They found that *A. pseudoplatanus* was characterized by a small initial increase and then remained about the same. Both *S. aucuparia* and *F. sylvatica* had a significant decrease in OEP over 27 months.

3.2 Results from the plant-litter-soil continuum in open plant-soil systems

Twenty-one studies compared the *n*-alkane compositions of litter to that of fresh plants or soil in open plant-soil systems without using litterbags (Fig. 3, Table 2). These include field sites from a range of climates and environmental conditions. To examine the presence of general trends throughout the data, we clustered them into six broad classes of biomes: coniferous forest, deciduous forest, mixed forest, grass- or shrubland, peatland, and steppe. The choice for these biomes was based on the abundance and distribution of the study sites for which results were found.

Verwijderd: .1

165 The majority of sites included in these studies showed a clear decrease in absolute *n*-alkane concentration from fresh leaves to senescent leaves (if included) to litter to the organic layer (if included) to the topsoil (Fig. 3, Supplementary Material) (e.g., Chikaraishi and Naraoka, 2006; Zhang et al., 2017; Marseille et al., 1999; Otto and Simpson, 2005; Nguyen Tu et al., 2001). From either the fresh plants or the litter to the topsoil, the total concentration of *n*-alkanes decreased noticeably. The average percent decrease from litter to topsoil across the included studies was 46%, while that from fresh plants to topsoil was 87%. 170 In Fig. 3a, the total concentration normalized to dry weight is shown along with the total concentration normalized to total organic carbon (TOC) in Fig. 3b. The primary difference between the trends shown in Figs. 3a and 3b is that for coniferous and mixed forest vegetation, the concentration of *n*-alkanes increases along the continuum when normalized to TOC.

The studies reported various changes to the distribution patterns of the *n*-alkanes from plant to litter to soil (Supplementary 175 Material). Some of the results showed contradicting trends; for example, Zhang et al. (2017) measured an increase in long-chain *n*-alkanes (C₂₇-C₃₃) from fresh plants to litter in *Sphagnum*-dominated peatlands and a decrease in mid-chain *n*-alkanes (C₂₁-C₂₅), while Marseille et al. (1999) found evidence of increasing proportions of mid-chain lengths in deeper litter layers in forest soils under *Fagus sylvatica*. Other studies noted decreases in the relative concentration of long-chain *n*-alkanes (Chikaraishi and Naraoka, 2006; Otto and Simpson, 2005; Hirave et al., 2020), while Nguyen Tu et al. (2001) noted a 180 preferential decrease in shorter chain lengths from fresh leaves to litter of *Ginkgo biloba*.

Figures 4a, 4b, and 4c show the changes in ACL, CPI, and OEP from plant to soil that were either reported or calculated with provided data. The ACL typically increased from fresh plant material to topsoil, though not at sites with grass- or shrubland vegetation and mixed forest vegetation (Fig. 4a). Both the CPI and OEP decreased from fresh material to topsoil in all 185 vegetation types except for coniferous forest (Figs. 4b, 4c).

3.3 Results from soil profiles

With time, partially degraded plant material from the litter layer will be incorporated into the topsoil. Degradation will continue in the soil, aided by soil microbiota and organisms, such as earthworms. Below the topsoil, there is a relative increase in root-derived carbon, including lipids, and a simultaneous decrease in litter-derived carbon (Angst et al., 2016). Limited studies have 190 shown that root biomass could be an important source of *n*-alkanes in soil, particularly in the subsoil under certain environmental circumstances, such as the presence of a nutrient-rich fossil subsoil horizon (Jansen and Wiesenberg, 2017). We found a large number of studies containing *n*-alkane measurements from soil profiles and grouped these in the same six biomes as previously mentioned. As some of the studies only included results from the organic layer, we analyzed the trends from 0 – 20 cm depth and 20 cm depth and below separately. The deepest measurement varied from study to study.

195 Figure 5a shows the changes in the total concentration of *n*-alkanes normalized to dry weight in the six biomes from 0-20 cm depth and Figure 5b shows the total concentration normalized to dry weight from 20 cm depth and below. Figures 6a and 6b

Verwijderd: .1

Verwijderd: 5

200 also present concentration data but normalized to TOC. The latter was only reported for studies in the deciduous forest, grass-
or shrubland, and peat vegetation types. Below the uppermost mineral soil horizon, the results varied per study and biome. In
areas with coniferous forest vegetation, there was some evidence of increasing concentration of *n*-alkanes with increasing
depth within the A horizons (Marseille et al., 1999; Schäfer et al., 2016), though the majority of sites still had decreasing
concentrations (Schäfer et al., 2016) (Fig. 5a). There were mixed results at the sites with deciduous forest vegetation, depending
205 on whether the *n*-alkane concentration was normalized to the TOC (Figs. 5a, 5b, 6a, 6b). Within the A horizons, conflicting
trends were identified in two studies; Anokhina et al. (2018) found an increase in *n*-alkane concentrations by a range of 66.8%
to 120.9% (Fig. 6b), while Schäfer et al. (2016) noted decreases in concentrations ranging from 33.0% to 89.3% (Fig. 5a).
Further down the profiles, Anokhina et al. (2018) found a significant increase in concentration in an E horizon, followed by a
decrease in a B horizon (Figs. 6a, 6b). Other studies noted generally decreasing concentration through the whole profile (e.g.,
210 Angst et al., 2016; Bull et al., 2000; Cui et al., 2010; Wu et al., 2019). At sites with grassland vegetation, from the first to the
second horizon, there was typically a decrease in the concentration of *n*-alkanes (Marseille et al., 1999; Schäfer et al., 2016;
Bull et al., 2000), though there were three sites where *n*-alkanes increased in concentration by a range of 4.8% - 22.2% (Celerier
et al., 2009; Schäfer et al., 2016) (Fig. 5a). Only two studies on grasslands reported on horizons below the A: Celerier et al.,
2009 found the concentration decreased from the A to B horizon by 53.56% while Feng and Simpson (2007) noted increases
215 in the concentration of *n*-alkanes C₂₄-C₃₃ from the A to B horizon in four grasslands ranging from 100% to 350%, followed by
further changes from the B to C horizon ranging from a 25.0% decrease to a 314.3% increase. Another study in a steppe biome
measured not by horizons but by 15 cm intervals, and this study found alternating increases and decreases in the *n*-alkane
concentrations down to a depth of 97.5 cm (Buggle et al., 2010).

220 The soil contained a wider range of chain lengths than plants or litter (e.g., Angst et al., 2016; Anokhina et al., 2018), though
no study reported measuring *n*-alkanes shorter than C₁₄. Soils were also reported to contain more *n*-alkanes with even chain
lengths than the plants or litter, indicative of a source other than higher terrestrial plants (Almendros et al., 1996). Even so, the
dominant chain length in many studies remained the same at all depths (e.g., Buggle et al., 2010; Cui et al., 2010; Huang et
al., 1996) or was replaced by a longer chain length in the lower depths (e.g., Angst et al., 2016; Anokhina et al., 2018; Bull et
225 al., 2000). Every study, except one (Almendros et al., 1996), reported a dominant chain length of at least C₂₅ in the soil layers,
showing that the most abundant source of *n*-alkanes is leaf wax from higher plants.

As with the litter studies, not every study included the same type of index measurements. A few studies reported the ACL
(Figs. 7a, 7b), which decreased with depth at many sites (e.g., Wu et al., 2019), but also increased at a significant number of
230 sites, particularly in the upper horizons (e.g., Schäfer et al., 2016). The CPI is presented in Figs. 8a and 8b and was generally
found to decrease with depth in the majority of studies that included it (e.g., Angst et al., 2016; Celerier et al., 2009; Huang et
al., 1996; Wu et al., 2019). In other sites, the OEP (Figs. 9a, 9b) was found to decrease with depth at most sites, even at those
sites that only provided measurements from the organic layer (e.g., Schäfer et al., 2016). However, there were a few instances

Verwijderd: s

Verwijderd: 6

Verwijderd: 6

Verwijderd:

Verwijderd: 6c

of the OEP increasing in lower soil layers, including at the Anokhina et al. (2018) study site, in which the OEP had decreased to ~1 in the 12-28 cm interval then increased in the following 28-60 cm interval (Figs 9a, 9b).

4 Discussion

Overall, the review indicated that there is a very limited number of studies that examined the degradation of *n*-alkanes either in manipulative experiments or in open systems. The studies that are available focus on very specific settings and are modest in scope and size, which makes it difficult to determine what the primary drivers of change are and how these might cause a variance between environmental settings and vegetation species. Studies with available data are unevenly distributed geographically, with the vast majority performed in Europe. Therefore, more research focusing on *n*-alkane degradation along the entire pathway from plant to soil is urgently needed, and future research should be performed on a wider geographic range.

Despite these limitations, there are some trends emerging from the literature available to date with respect to *n*-alkane degradation along (parts of) the trajectory plant-litter-soil. These trends are as follows:

- 1. Decrease in total concentration of *n*-alkanes over time in litterbag experiments and with depth in open systems
- 2. Preferential degradation of odd chain lengths and shorter chain lengths represented by a decrease in CPI or OEP with depth in open systems

Decrease in total concentration of *n*-alkanes

There are many potential variations in the fate of *n*-alkanes in soil and peat profiles. However, across vegetation types and study sites, there is generally a trend of decreasing overall alkane concentration with soil depth. This is most likely caused by the degradation or reworking of *n*-alkanes by soil microbiota. Degradation products of *n*-alkanes include *n*-methyl ketones through subterminal oxidation (Klein et al., 1968; Ambler et al., 1993; Jansen and Nierop, 2009) or *n*-alcohols through terminal oxidation that can be converted into aldehydes and finally into *n*-fatty acids (Rojo, 2009). Conversely, *n*-alkanes can also be produced *in situ* through the decarboxylation of *n*-fatty acids (Jansen and Nierop, 2009).

In litterbag experiments, the total concentrations of *n*-alkanes decreased with time in nearly all of the vegetation species (Fig. 1). Biodegradation is likely accelerated in the litter layer due to oxic conditions (Chikaraishi and Naraoka, 2006) and an active microbial community (Rojo, 2009). Additionally, Zech et al. (2011) acknowledged the possibility that *n*-alkanes may have been washed out of the litterbags. However, as *n*-alkanes are hydrophobic and almost insoluble in water, this is unlikely, especially for plant-derived long-chain *n*-alkanes. Unexpectedly, each of the grass species included in the Wang et al. (2014) study showed increases in the concentration of total *n*-alkanes (Fig. 1). Wang et al. (2014) explained this unexpected increase as the result of *n*-alkane degradation being a complex process influenced by both chemical properties and plant species, as evidenced by the results of their short-term experiment.

Verwijderd: 1

Verwijderd: D

Verwijderd: the oxidation of *n*-alkenes or *n*-alcohols or

275 In open plant-soil systems, the concentration of *n*-alkanes generally decreased significantly with depth, averaging an 87%
decrease from fresh plant leaves to topsoil, as seen in most of the litterbag experiments (Figs. 1, 3). However, a few of the
coniferous forest sites showed higher concentrations compared to the fresh plant material in the litter or underlying horizon
(Fig. 3). This is likely due to the fact that the vegetation or litter samples at these sites often had a very low initial concentration
of *n*-alkanes (e.g., Schäfer et al., 2016; Otto and Simpson, 2005). Therefore, it is feasible that the accumulation of *n*-alkanes
280 in the lower layers over time could lead to higher concentrations, even as degradation is occurring. Additionally, as waxes on
coniferous needles are renewed throughout the year, physical abrasion and subsequent deposition of the waxes onto the soil
can cause an enrichment of wax lipids in the topsoil compared to the fresh biomass (Heinrich et al., 2015).

Preferential degradation

285 As the overall distribution patterns of *n*-alkanes are often used for the purpose of vegetation reconstruction (e.g., Schwark et
al., 2002), it is essential that these patterns remain relatively unchanged following deposition onto the litter layer so that they
can be used accurately. All of the species in the litterbag experiments retained their range of chain lengths as well as their most
abundant chain length (Supplementary Material), evincing that there are limited changes in the distribution patterns of the *n*-
alkanes and no preferential degradation of long chain lengths.

290 Though some of the results from the litterbag experiments are supported by those seen in the open plant-soil systems, there are
also some differences. While the distribution patterns of the *n*-alkanes in the litterbag experiments were not found to change
much from their original, this was not the case in all of the studies in the open systems. Differences in results from the litterbag
experiments could be as a result of the mesh bags used, preventing larger soil organisms such as earthworms from accessing
295 the litter inside (Bradford et al., 2002).

There is a lot of evidence for microbial alterations of *n*-alkanes in open plant-soil systems and the resulting changes in
distribution patterns. These changes could be partially due to preferential degradation of *n*-alkanes of certain chain lengths or
selective preservation of some alkanes (Lichtfouse et al., 1998) rather than the same rate of microbial degradation for all *n*-
300 alkane compounds. A few studies have found that *n*-alkanes with shorter chain lengths are degraded more quickly than those
with longer chain lengths (Moucawi et al., 1981; Amblès et al., 1993). Additionally, the results of the other studies included
in the review appear to support this as well, considering that in the majority of the studies, the dominant long-chain *n*-alkane
either remained the most abundant in the soil or was superseded by an even longer chain length (e.g., Bliedtner et al., 2018;
Buggle et al., 2010; Cui et al., 2010; Huang et al., 1996; Angst et al., 2016; Anokhina et al., 2018; Bull et al., 2000). Therefore,
305 even if preferential degradation occurs, it is still generally possible to identify characteristic patterns of plant-derived *n*-alkanes
in soil because the primary long chain lengths remain dominant.

Verwijderd: 6b, 6c

As evidence of preferential degradation, the CPI and OEP tended to decrease with depth or from litter to soil (Figs. 8, 9), with some exceptions. In aerobic conditions, microbial reworking has been shown to cause an increase in lower chain length *n*-alkanes and a loss of high odd-over-even predominance (Grimalt et al., 1998; Brittingham et al., 2017). This is a result of the degradation of longer chain length *n*-alkanes occurring at the same time as an accumulation of microbial-derived medium-chain *n*-alkanes (Brittingham et al., 2017). The resulting change in chain length distribution can be the cause of the decreases in CPI and OEP with depth throughout the mineral soil that are seen in many studies (Angst et al., 2016; Celerier et al., 2009; Huang et al., 1996; Wu et al., 2019; Li et al. 2017; Bliedtner et al., 2018; Schäfer et al., 2016). Changes in CPI could also indicate a shift in vegetation composition over time.

In the litterbag experiments, the trend was not quite as clear. For *Calluna vulgaris* and three of the grass species, only slight changes were noted (Fig. 2b). Wang et al. (2014) inferred from their results that the CPI might be insensitive to early litter degradation, e.g., within the first year. This cannot fully explain the results of Huang et al. (1997) as the experiment lasted 23 years, however as it occurred in a peatland with anaerobic conditions present at shallow depth, it is likely that degradation was inhibited following the litterbag's burial by newer litter accumulation. Nguyen Tu et al. (2017) found that the CPI increased in *Fagus sylvatica* litter after 2 years, which can further support that there is limited degradation of the distribution pattern of *n*-alkanes in litter. Zech et al. (2011) found that there was a large decrease in OEP in *Fagus sylvatica* and *Sorbus aucuparia*, which could indicate that there is preferential degradation of odd *n*-alkanes rather than even *n*-alkanes as the ratio approaches 1 or that there is a different source of *n*-alkanes affecting the litter's signal that has an even-over-odd predominance. Additionally, other organic compounds such as biopolymers could break down through degradation and contribute *n*-alkanes that do not have an odd-over-even predominance (Jansen and Wiesenberger, 2017).

The general decreases in CPI and OEP will not affect source apportionment or vegetation reconstruction if the odd chain length *n*-alkanes are used. However, changes in the ACL could indicate that there has been a shift in the pattern of odd chain lengths. In terms of the biomes, the largest relatively short-term changes seem to occur the most in the deciduous forest vegetation (Fig. 7a). This could cause difficulties in identifying dominant vegetation. To determine what could be causing a change in ACL in the short-term in certain biomes, further study of preservation in specific environments should be considered. While changes in the deeper profiles could be a result of a shift in the vegetation input over time, this is not likely the case in the studies that only considered topsoil samples, as did most of the included studies.

Verwijderd: 6a

Other sources of *n*-alkanes

There are also other potential sources of *n*-alkanes that may affect distribution patterns and alter plant-derived signals. These include *n*-alkanes present in aerosols after being abraded from leaves (Rogge et al., 1993; Nelson et al., 2017, 2018). The leaf waxes found in aerosols may obscure the local vegetation biomarker signal found in soil with a more regional signal (Nelson

et al., 2017; Howard et al., 2018). Two additional potential sources that have been relatively neglected in studies of biomarkers are pollen (Hagenberg et al., 1990) and insects (Chikaraishi et al., 2012).

Leaves are not the only plant organs containing *n*-alkanes. Roots have been found to generally have different distributions of *n*-alkanes than aboveground biomass (Jansen et al., 2006; Angst et al., 2016), though for grasses, the composition can be similar (e.g., Kuhn et al., 2010). Therefore, the root signal can potentially affect the distribution of *n*-alkanes in deeper soil by imprinting a new signal over that of plant waxes (Gocke et al., 2010). However, roots often contain a much lower concentration of *n*-alkanes compared to plant leaves and are not likely to be the primary source of *n*-alkanes in topsoils (Angst et al., 2016; Gamarra and Kahmen, 2015). Nevertheless, studies have found that roots in some species have a higher concentration of *n*-alkanes than in the leaves (Huang et al., 2011) and the continuous growth of roots, as well as the release of exudates, can cause roots to be a larger source of *n*-alkanes, particularly in lower soil horizons (Jansen and Wiesenberg, 2017). Woody tissues and bark also contain low concentrations of *n*-alkanes, though they may be relevant sources in forests (Seca et al., 2000).

Factors affecting preservation

Additionally, there are many environmental factors that can affect the preservation of the *n*-alkane concentrations and distribution patterns in soil. These include soil characteristics. In regards to soil, the pH has been found to affect the preservation of lipids and other organic compounds, with lower rates of decomposition noted in more acidic soils (Moucawi et al., 1981; Oades, 1988; Bull et al., 2000). This is likely due to reduced microbial activity in acidic soils. Furthermore, *n*-alkanes can be physically protected from microbes due to encapsulation within larger organic macromolecules (Almendros and González-Vila, 1987; Lichtfouse et al., 1998) or in soil aggregates (Wiesenberg et al., 2010). Forest fires have also been shown to affect the distribution pattern of *n*-alkanes found in soil, causing a higher abundance of shorter chain-lengths (Almendros et al., 1988; González-Pérez et al., 2008).

*Transportation of *n*-alkanes in soil*

Because lipids are generally hydrophobic and not soluble in water, *n*-alkanes are not considered to be as susceptible to leaching as other organic compounds (Naafs et al., 2004). However, *n*-alkanes could be transported as particulate matter when sorbed to minerals or other organic material. This could be a substantial factor, in particular in soil types such as Alisols and Luvisols characterized by vertical transport of clay particles (IUSS Working Group, 2014). The potential for changes in *n*-alkane concentration or composition as a result of vertical transport in soil has not yet been researched in depth.

Verwijderd:

5 Implications for further research

5.1 Potential to correct for post-depositional changes

Despite the evidence of *n*-alkane degradation, there have been very few studies that have attempted to address this when measuring and quantifying *n*-alkanes in soil archives, particularly when using the composition to reconstruct vegetation changes. A notable exception is Zech et al. (2009), who developed a two end-member model using long-chain *n*-alkane ratios from litter and topsoil under pure forest and pure grassland cover as the two end-members. Data from their study and their reviewed literature were plotted on “degradation lines,” using the *n*-alkane ratios as the dependent variable and OEP as the independent. Using these simple models, it was possible to estimate the percentage of total *n*-alkanes that had been contributed by grass species or forest species. However, Zech et al. (2009) noted that the accuracy decreased with lower OEP values as the lines converged. This method has been subsequently used in a number of studies from the same working group (Zech et al., 2012, 2013; Schäfer et al., 2016; Bliedner et al., 2018).

Buggle et al. (2010) used a linear regression approach to calculate a relationship between long-chain *n*-alkane ratio and OEP values in a modern soil, and using this “alteration line,” they corrected (i.e., removed the effect of degradation) the long-chain *n*-alkane ratios found in paleosol samples. This approach assumed that the alteration of *n*-alkanes in the paleosol would be similar to that in the modern soil. The corrected ratios were used to determine the contributions of *n*-alkanes in the paleosol that were derived from trees or grasses.

These two approaches rely on the assumption that forest and grassland vegetation can be differentiated based only on the long-chain *n*-alkane composition, which is likely not always applicable due to variations in composition across species and environmental conditions (Bush and McInerney, 2013). Therefore, there is certainly room for the development of more approaches to accounting for degradation effects on *n*-alkane compositions. However, the lack of quantitative, process-based studies of *n*-alkane degradation in various ecosystems hampers the development of more advanced approaches to correct for *n*-alkane degradation.

5.2 Knowledge gaps

What this review has illustrated above all is that there are still many gaps in fully understanding the fate of *n*-alkanes in soil, particularly in quantifying post-depositional changes. This is not aided by the fact that there does not seem to be a uniform method for reporting lipid data measured in soils. Although soil characteristics have been shown to influence the preservation of *n*-alkane composition, basic information, such as soil pH, is often not included in papers.

Additionally, there has been a noticeable shift towards data transparency and increased availability in recently published studies. However, no data and meta-data standards exist for storing and labeling biomarker data, the soil and vegetation from

which it was collected, and the lab methods used for their determination. And as a result, the biomarker data found in the literature are not interoperable (i.e., it cannot readily be processed by analysis software) (Wilkinson et al., 2016). Furthermore, the data from older but still frequently cited studies are often simply shown in poorly labeled graphs or histograms and is not accessible anywhere else. Access to these older datasets could potentially provide information helpful for answering enduring questions related to *n*-alkanes.

Finally, there is a noticeable lack of available data from many areas worldwide, as seen in Figure 10. Most sites with reported *n*-alkane data are concentrated in Europe, though there is a trend in recent studies being performed in less-represented areas, such as Peru (Wu et al., 2019), Ethiopia (Lemma et al., 2019), and Mongolia (Struck et al., 2020). Future studies of *n*-alkanes should similarly aim to cover less researched geographic areas.

5.3 Recommendations

Meta-analysis and synthesis have become more prevalent across scientific disciplines, including in the natural sciences, and have enabled better understanding of scientific questions on global scales (Gurevitch et al., 2018). This review provides a rudimentary synthesis of the current state of knowledge on the degradation and transformation of plant-derived *n*-alkanes in soil archives. Due to the knowledge gaps and issues of data accessibility and compatibility, a truly rigorous systematic review and meta-analysis is currently not possible for biomarker studies. However, if the research community begins to move towards more uniform and systematic reporting of biomarker data, the potential for synthesis across studies could increase rapidly and enable a more complete and quantitative understanding of the fate of *n*-alkanes in soils across ecosystems.

To move towards this goal, we provide three concrete suggestions for anyone who plans to collect plant and soil biomarker data:

1. Measure and report basic soil parameters, such as bulk OC and soil pH. If the soil type has already been characterized, include a reference to this information. If the soil has not been characterized, the soil type should be determined using the World Reference Base for Soil Resources (IUSS Working Group, 2014) or the USDA Soil Taxonomy (Soil Survey Staff, 2014) guidelines rather than a localized classification system in the interest of standardization.
2. Local climate information should be reported, or enough specific location data should be provided so that it is easy for readers to find the climate information from other sources. Additionally, local vegetation should be characterized at a minimum by reporting dominant species cover.
3. Longer chain lengths of *n*-alkanes should be measured and reported, e.g., C₂₀-C₃₆. The primary data is more useful to report than index measurements due to the variations in equations for index measurements.

In the future, these data should be gathered in a freely accessible database dedicated to lipid biomarker measurements, including *n*-alkanes, that could allow scientists globally to have a better understanding of what data is already available and what study areas are underrepresented. To be built-up, such a database would need a general template of required data including

Verwijderd: 7

soil characteristics and environmental parameters in addition to the biomarker concentration and pattern data. In addition, meta-data standards for describing these data would need to be selected (for an overview, see Hoffmann et al. 2020).

445 Schädel et al. (2020) recently developed a database for soil incubation studies, the Soil Incubation Database (SIDb), along with guidelines for reporting data from the studies. Due to the related nature of the research, we have adapted their reporting guidelines as a suggested starting point for standardization of biomarker studies (Table 3). As mentioned, site information including soil classification and vegetation should be considered essential to report. Some soil characteristics are essential, particularly bulk OC, pH, and depth. Others are recommended as they could enable a more quantitative understanding of biomarker degradation or preservation. It is preferable to report primary biomarker data rather than index measurements, though if index measurements are included, the equations used for calculation must also be included. Studies using litterbag experiments should report some additional data regarding the set-up and execution of the experiment. Wider adoption of these guidelines would be very beneficial for developing a biomarker database. Eventually, such a database could be similar in structure and usability to the Neotoma Paleoecology Database (<https://www.neotomadb.org>). Until that time, but also as an alternative in case data is incompatible with the structure imposed by the database, scientists could use existing scientific data repositories such as Pangaea (<https://www.pangaea.de>) or the EarthChem Library (<https://www.earthchem.org>).

Data availability. Data extracted from the reviewed studies may be found in the Supplementary Material.

460 **Author contribution.** All authors contributed to the conceptualization of this review. CLT performed the data curation, formal analysis, visualization, and preparation of the original draft. CLT and GLBW acquired financial support. All authors contributed to revision and editing.

Competing interests. The authors declare that they have no conflict of interest.

465 **Acknowledgments.** We gratefully acknowledge funding from the Swiss National Science Foundation under contract 188684 and from swissuniversities in the form of a grant supporting cotutelle de thèse projects. We thank Tatjana Speckert for her helpful comments on the manuscript during preparation.

References

470 Almendros, G. and González-Vila, F. J.: Degradative studies on a soil humin fraction—Sequential degradation of inherited humin, *Soil Biol. Biochem.*, 19, 513–520, [https://doi.org/10.1016/0038-0717\(87\)90093-9](https://doi.org/10.1016/0038-0717(87)90093-9), 1987.

[Almendros, G., Martin, F. and González-Vila, F. J.: Effects of fire and humic lipid fractions in a Dystric Xerochrept in Spain, *Geoderma*, 42, 115-127, \[https://doi.org/10.1016/0016-7061\\(88\\)90028-6\]\(https://doi.org/10.1016/0016-7061\(88\)90028-6\), 1988.](#)

Verwijderd: ¶

Verwijderd: ogy

Verwijderd: and

Verwijderd: istry

Almendros, G., Sanz, J. and Velasco, F.: Signatures of lipid assemblages in soils under continental Mediterranean forests, *Eur. J. of Soil Sci.*, 47, 183–196, <https://doi.org/10.1111/j.1365-2389.1996.tb01389.x>, 1996.

480 Ambès, A., Jambu, P., Jacquesy, J.-C., Parlanti, E. and Secouet, B.: Changes in the ketone portion of lipidic components during the decomposition of plant debris in a hydromorphic forest-podzol, *Soil Sci.*, 156, 49–56, <https://doi.org/10.1097/00010694-199307000-00007>, 1993.

Andersson, R. A. and Meyers, P. A.: Effect of climate change on delivery and degradation of lipid biomarkers in a Holocene peat sequence in the Eastern European Russian Arctic, *Org. Geochem.*, 53, 63–72, <https://doi.org/10.1016/j.orggeochem.2012.05.002>, 2012.

485 Angst, G., John, S., Mueller, C. W., Kögel-Knabner, I. and Rethemeyer, J.: Tracing the sources and spatial distribution of organic carbon in subsoils using a multi-biomarker approach, *Sci. Rep.*, 6, 1–12, <https://doi.org/10.1038/srep29478>, 2016.

Anokhina, N. A., Demin, V. V. and Zavgorodnyaya, Yu. A.: Compositions of *n*-alkanes and *n*-methyl ketones in soils of the Forest-Park Zone of Moscow, *Eurasian Soil Sci.*, 51, 637–646, <https://doi.org/10.1134/S1064229318060030>, 2018.

490 Bivand, R. S., Pebesma, E. J. and Gomez-Rubio, V.: Applied spatial data analysis with R, Second edition, Springer, NY, <https://doi.org/10.1007/978-1-4614-7618-4>, 2013.

Blüthner, M., Schäfer, I. K., Zech, R. and von Suchodoletz, H.: Leaf wax *n*-alkanes in modern plants and topsoils from eastern Georgia (Caucasus)-implications for reconstructing regional paleovegetation, *Biogeosciences*, 15, 3927–3936, <https://doi.org/10.5194/bg-15-3927-2018>, 2018.

495 Bourbonniere, R. A. and Meyers, P. A.: Sedimentary geolipid records of historical changes in the watersheds and productivities of Lakes Ontario and Erie, *Limnol. Oceanogr.*, 41, 352–359, <https://doi.org/10.4319/lo.1996.41.2.0352>, 1996.

Bradford, M. A., Tordoff, G. M., Eggers, T., Jones, T. H. and Newington, J. E.: Microbiota, fauna, and mesh size interactions in litter decomposition, *Oikos*, 99, 317–323, <https://doi.org/10.1034/j.1600-0706.2002.990212.x>, 2002.

500 Bray, E. E. and Evans, E. D.: Distribution of *n*-paraffins as a clue to recognition of source beds, *Geochim. Cosmochim. Acta*, 22, 2–15, [https://doi.org/10.1016/0016-7037\(61\)90069-2](https://doi.org/10.1016/0016-7037(61)90069-2), 1961.

Brittingham, A., Hren, M. T. and Hartman, G.: Microbial alteration of the hydrogen and carbon isotopic composition of *n*-alkanes in sediments, *Org. Geochem.*, 107, 1–8, <https://doi.org/10.1016/j.orggeochem.2017.01.010>, 2017.

Buggle, B., Wiesenberg, G. L. B. and Glaser, B.: Is there a possibility to correct fossil *n*-alkane data for postsedimentary alteration effects?, *Appl. Geochem.*, 25, 947–957, <https://doi.org/10.1016/j.apgeochem.2010.04.003>, 2010.

505 Bull, I. D., Bergen, P. F. van, Nott, C. J., Poulton, P. R. and Evershed, R. P.: Organic geochemical studies of soils from the Rothamsted classical experiments—V. The fate of lipids in different long-term experiments, *Org. Geochem.*, 31, 389–408, [https://doi.org/10.1016/S0146-6380\(00\)00008-5](https://doi.org/10.1016/S0146-6380(00)00008-5), 2000.

Bush, R. T. and McNerney, F. A.: Leaf wax *n*-alkane distributions in and across modern plants: Implications for paleoecology and chemotaxonomy, *Geochim. Cosmochim. Acta*, 117, 161–179, <https://doi.org/10.1016/j.gca.2013.04.016>, 2013.

510

Verwijderd: European ...ur. Journal of Soil Science ... [1]

Met opmaak: Frans (Zwitserland)

Verwijderd: ...and Secouet, B.: Changes in the ketone portion of lipidic components during the decomposition of plant debris in a hydromorphic forest-podzol, Soil Sci.ence ... [2]

Met opmaak: Engels (V.S.)

Verwijderd: anic... Geochem.istry ... [3]

Met opmaak: Lettertype: Cursief

Verwijderd: Alkanes

Met opmaak: Lettertype: Cursief

Verwijderd: Methyl ...ethyl Ketones ...etones in Soils ... [4]

Verwijderd: .

Verwijderd: ...and Gomez-Rubio, V.: Applied spatial data analysis with R, Second edition, Springer, NY, -https://asdar-book.org/, ... [5]

Met opmaak: Engels (V.S.)

Met opmaak: Lettertype: Cursief

Met opmaak: Engels (V.S.)

Met opmaak ... [6]

Gewijzigde veldcode

Met opmaak ... [7]

Verwijderd: Fauna...auna, and Mesh ...esh Size ...ize Interactions interactions -in Litter ...itter Decomposition ... [8]

Gewijzigde veldcode

Met opmaak ... [9]

Met opmaak: Lettertype: Cursief

Verwijderd: ica...et ...osmochimica... -Ac.ta ... [10]

Met opmaak: Lettertype: Cursief

Verwijderd: anic... Geochemistry ... [11]

Met opmaak: Lettertype: Cursief

Verwijderd: lied... Geochemistry ... [12]

Verwijderd: Organic ...rg. Geochemistry ... [13]

Met opmaak: Lettertype: Cursief

Verwijderd: ica...et ...osmochimica ... [14]

Verwijderd: ia

565 Bush, R. T. and McInerney, F. A.: Influence of temperature and C4 abundance on *n*-alkane chain length distributions across the central USA, *Org. Geochem.*, 79, 65–73, <https://doi.org/10.1016/j.orggeochem.2014.12.003>, 2015.

Celerier, J., Rodier, C., Favetta, P., Lemee, L. and Ambles, A.: Depth-related variations in organic matter at the molecular level in a loamy soil: reference data for a long-term experiment devoted to the carbon sequestration research field, *Eur. J. Soil Sci.*, 60, 33–43, <https://doi.org/10.1111/j.1365-2389.2008.01085.x>, 2009.

570 Chikaraishi, Y. and Naraoka, H.: Carbon and hydrogen isotope variation of plant biomarkers in a plant–soil system, *Chem. Geol.*, 231, 190–202, <https://doi.org/10.1016/j.chemgeo.2006.01.026>, 2006.

Chikaraishi, Y., Kaneko, M. and Ohkouchi, N.: Stable hydrogen and carbon isotopic compositions of long-chain (C₂₁–C₃₃) *n*-alkanes and *n*-alkenes in insects, *Geochim. Cosmochim. Acta.*, 95, 53–62, <https://doi.org/10.1016/j.gca.2012.07.036>, 2012.

575 Cranwell, P. A.: Diagenesis of free and bound lipids in terrestrial detritus deposited in a lacustrine sediment, *Org. Geochem.*, 3, 79–89, [https://doi.org/10.1016/0146-6380\(81\)90002-4](https://doi.org/10.1016/0146-6380(81)90002-4), 1981.

Crausbay, S., Genderjahn, S., Hotchkiss, S., Sachse, D., Kahmen, A. and Arndt, S. K.: Vegetation dynamics at the upper reaches of a tropical montane forest are driven by disturbance over the past 7300 years, *Arct. Antarct. Alp. Res.*, 46, 787–799, <https://doi.org/10.1657/1938-4246.46.4.787>, 2014.

580 Cui, J., Huang, J., Meyers, P. A., Huang, X., Li, J. and Liu, W.: Variation in solvent-extractable lipids and *n*-alkane compound-specific carbon isotopic compositions with depth in a southern China karst area soil, *J. Earth Sci.*, 21, 382–391, <https://doi.org/10.1007/s12583-010-0101-5>, 2010.

Diefendorf, A. F. and Freimuth, E. J.: Extracting the most from terrestrial plant-derived *n*-alkyl lipids and their carbon isotopes from the sedimentary record: A review, *Org. Geochem.*, 103, 1–21, <https://doi.org/10.1016/j.orggeochem.2016.10.016>, 2017.

585 Eglinton, G., Hamilton, R. J. and Raphael, R. A.: Hydrocarbon constituents of the wax coatings of plant leaves: A taxonomic survey, *Nature*, 193, 739–742, <https://doi.org/10.1038/193739a0>, 1962a.

Eglinton, G., Gonzalez, A. G., Hamilton, R. J., and Raphael, R. A.: Hydrocarbon constituents of the wax coatings of plant leaves: A taxonomic survey, *Phytochem.*, 1, 89–102, [https://doi.org/10.1016/S0031-9422\(00\)88006-1](https://doi.org/10.1016/S0031-9422(00)88006-1), 1962b.

590 Eglinton, T. I. and Eglinton, G.: Molecular proxies for paleoclimatology, *Earth Planet. Sci. Lett.*, 275, 1–16, <https://doi.org/10.1016/j.epsl.2008.07.012>, 2008.

Feng, X. and Simpson, M. J.: The distribution and degradation of biomarkers in Alberta grassland soil profiles, *Org. Geochem.*, 38, 1558–1570, <https://doi.org/10.1016/j.orggeochem.2007.05.001>, 2007.

Ficken, K. J., Barber, K. E. and Eglinton, G.: Lipid biomarker, $\delta^{13}\text{C}$ and plant macrofossil stratigraphy of a Scottish montane peat bog over the last two millennia, *Org. Geochem.*, 28, 217–237, [https://doi.org/10.1016/S0146-6380\(97\)00126-5](https://doi.org/10.1016/S0146-6380(97)00126-5), 1998.

595

Met opmaak: Lettertype: Cursief

Verwijderd: anic... Geochemistry ... [15]

Met opmaak ... [16]

Gewijzigde veldcode

Verwijderd: roean... Journal of... Soil Science ... [17]

Verwijderd: Chemical ... hem. ... Geology ... [18]

Met opmaak ... [19]

Met opmaak ... [20]

Verwijderd: ica et... Cosmochimica ... [21]

Verwijderd: Acta

Verwijderd: anic... Geochemistry ... [22]

Met opmaak: Duits (Zwitserland)

Verwijderd: ... and Arndt, S. K.: Vegetation dynamics at the upper reaches of a tropical montane forest are driven by disturbance over the past 7300 years, Arct.ic,... Antarct.ic,... and ...lp.ine ... [23]

Verwijderd: earch

Met opmaak ... [24]

Gewijzigde veldcode

Met opmaak: Lettertype: Cursief

Verwijderd: :

Met opmaak: Lettertype: Cursief

Verwijderd: Organic ...rg. Geochemistry ... [25]

Verwijderd: istry

Met opmaak: Inspiring: Links: 0 cm, Verkeerd-om: 1.25 cm

Verwijderd: and... Planetary ...lanet. Science ...ci. Letters [26]

Verwijderd: Organic ...rg. ... Geochemistry ... [27]

Met opmaak: Inspiring: Links: 0 cm, Verkeerd-om: 1.25 cm

Met opmaak: Superscript

Verwijderd: anic... Geochemistry...eochem., 28(3) ... [28]

Gamarra, B. and Kahmen, A.: Concentrations and $\delta^2\text{H}$ values of cuticular *n*-alkanes vary significantly among plant organs, species and habitats in grasses from an alpine and a temperate European grassland, *Oecologia*, 178, 981–998, <https://doi.org/10.1007/s00442-015-3278-6>, 2015.

Gocke, M., Kuzyakov, Y. and Wiesenberg, G. L. B.: Rhizoliths in loess – evidence for post-sedimentary incorporation of root-derived organic matter in terrestrial sediments as assessed from molecular proxies, *Org. Geochem.*, 41, 1198–1206, <https://doi.org/10.1016/j.orggeochem.2010.08.001>, 2010.

González-Pérez, J. A., González-Vila, F. J., González-Vázquez, R., Arias, M. E., Rodríguez, J. and Knicker, H.: Use of multiple biogeochemical parameters to monitor the recovery of soils after forest fires, *Org. Geochem.*, 39, 940–944, <https://doi.org/10.1016/j.orggeochem.2008.03.014>, 2008.

Grimalt, J. O., Torras, E. and Albaigés, J.: Bacterial reworking of sedimentary lipids during sample storage, *Org. Geochem.*, 13, 741–746, [https://doi.org/10.1016/0146-6380\(88\)90096-4](https://doi.org/10.1016/0146-6380(88)90096-4), 1988.

Gurevitch, J., Koricheva, J., Nakagawa, S. and Stewart, G.: Meta-analysis and the science of research synthesis, *Nature*, 555, 175–182, <https://doi.org/10.1038/nature25753>, 2018.

Hagenberg, S., Wehling, K. and Wiermann, R.: *n*-Alkanes - common surface constituents of pollen from gymno- and angiosperms, *Z. Naturforsch. C*, 45, 1090–1092, <https://doi.org/10.1515/znc-1990-11-1203>, 1990.

Heinrich, S., Dippold, M. A., Werner, C., Wiesenberg, G. L. B., Kuzyakov, Y. and Glaser, B.: Allocation of freshly assimilated carbon into primary and secondary metabolites after in situ ^{13}C pulse labelling of Norway spruce (*Picea abies*), *Tree Physiol.*, 35, 1176–1191, <https://doi.org/10.1093/treephys/tpv083>, 2015.

Hirave, P., Wiesenberg, G. L. B., Birkholz, A. and Alewell, C.: Understanding the effects of early degradation on isotopic tracers: implications for sediment source attribution using compound-specific isotope analysis (CSIA), *Biogeosciences*, 17, 2169–2180, <https://doi.org/10.5194/bg-17-2169-2020>, 2020.

Hoefs, M. J. L., Rijpstra, W. I. C. and Sinninghe Damsté, J. S.: The influence of oxic degradation on the sedimentary biomarker record I: evidence from Madeira Abyssal Plain turbidites, *Geochim. Cosmochim. Acta*, 66, 2719–2735, [https://doi.org/10.1016/S0016-7037\(02\)00864-5](https://doi.org/10.1016/S0016-7037(02)00864-5), 2002.

Hoffmann, C., Schulz, S., Eberhardt, E., Grosse, M., Stein, S., Specka, X., Svoboda, N. and Heinrich, U.: Data standards for soil- and agricultural research, BonaRes Series, <https://doi.org/10.20387/BonaRes-ARM4-66M2>, 2020.

Howard, S., McInerney, F. A., Caddy-Retalic, S., Hall, P. A. and Andrae, J. W.: Modelling leaf wax *n*-alkane inputs to soils along a latitudinal transect across Australia, *Org. Geochem.*, 121, 126–137, <https://doi.org/10.1016/j.orggeochem.2018.03.013>, 2018.

Huang, X., Wang, C., Zhang, J., Wiesenberg, G. L. B., Zhang, Z. and Xie, S.: Comparison of free lipid compositions between roots and leaves of plants in the Dajihu Peatland, central China, *Geochem. J.*, 45, 365–373, <https://doi.org/10.2343/geochemj.1.0129>, 2011.

Met opmaak: Superscript

Met opmaak: Lettertype: Corsief

Verwijderd: Organic

Verwijderd: Geochemistry

Met opmaak: Inspringing: Links: 0 cm, Verkeerd-om: 1.25 cm

Verwijderd: anic

Verwijderd: istry

Verwijderd: –

Verwijderd: Organic

Verwijderd: Geochemistry

Verwijderd: Gymno

Met opmaak: Lettertype: Corsief

Verwijderd: Common

Verwijderd: Surface

Verwijderd: Constituents

Verwijderd: Pollen

Verwijderd: Angiosperms

Verwijderd: eitschrift für

Verwijderd: ung

Verwijderd: →

Met opmaak: Superscript

Met opmaak: Lettertype: Corsief

Verwijderd: ica et

Verwijderd: Cosmochemica

Verwijderd: Acta

Met opmaak: Lettertype: Corsief

Verwijderd: Organic

Verwijderd: Geochemistry

Met opmaak: Inspringing: Links: 0 cm, Verkeerd-om: 1.25 cm, Tabstops: 1.5 cm, Left

Verwijderd: Geochemical

Verwijderd: Journal

Verwijderd: →

700 Huang, Y., Bol, R., Harkness, D. D., Ineson, P. and Eglinton, G.: Post-glacial variations in distributions, $\delta^{13}\text{C}$ and $\delta^{14}\text{C}$ contents of aliphatic hydrocarbons and bulk organic matter in three types of British acid upland soils, *Org. Geochem.*, 24, 273–287, [https://doi.org/10.1016/0146-6380\(96\)00039-3](https://doi.org/10.1016/0146-6380(96)00039-3), 1996.

Huang, Y., Eglinton, G., Ineson, P., Latter, P. M., Bol, R. and Harkness, D. D.: Absence of carbon isotope fractionation of individual *n*-alkanes in a 23-year field decomposition experiment with *Calluna vulgaris*, *Org. Geochem.*, 26, 497–501, [https://doi.org/10.1016/S0146-6380\(97\)00027-2](https://doi.org/10.1016/S0146-6380(97)00027-2), 1997.

710 IUSS Working Group, World Reference Base for Soil Resources 2014, International soil classification system for naming soils and creating legends for soil maps, World Soil Resources Reports No. 106. FAO, Rome, 2014.

Jansen, B. and Nierop, K. G. J.: Methyl ketones in high altitude Ecuadorian Andosols confirm excellent conservation of plant-specific *n*-alkane patterns, *Org. Geochem.*, 40, 61–69, <https://doi.org/10.1016/j.orggeochem.2008.09.006>, 2009.

715 Jansen, B. and Wiesenberger, G. L. B.: Opportunities and limitations related to the application of plant-derived lipid molecular proxies in soil science, *SOIL*, 3, 211–234, <https://doi.org/10.5194/soil-3-211-2017>, 2017.

Jansen, B., Nierop, K. G. J., Hageman, J. A., Cleef, A. M. and Verstraten, J. M.: The straight-chain lipid biomarker composition of plant species responsible for the dominant biomass production along two altitudinal transects in the Ecuadorian Andes, *Org. Geochem.*, 37, 1514–1536, <https://doi.org/10.1016/j.orggeochem.2006.06.018>, 2006.

720 Kassambara, A.: ggpubr: ‘ggplot2’ Based Publication Ready Plots, R package version 0.4.0., <https://CRAN.R-project.org/package=ggpubr>, 2020.

Klein, D. A., Davis, J. A. and Casida, L. E.: Oxidation of *n*-alkanes to ketones by an *Arthrobacter* species, *A. van Leeuw. J. Microb.*, 34, 495–503, <https://doi.org/10.1007/BF02046471>, 1968.

Kögel-Knabner, I.: The macromolecular organic composition of plant and microbial residues as inputs to soil organic matter, *Soil Biol. Biochem.*, 34, 139–162, [https://doi.org/10.1016/S0038-0717\(01\)00158-4](https://doi.org/10.1016/S0038-0717(01)00158-4), 2002.

725 Kolattukudy, P. E., ed.: Chemistry and Biochemistry of Natural Waxes, Elsevier, 1976.

Kuhn, T. K., Krull, E. S., Bowater, A., Grice, K. and Gleixner, G.: The occurrence of short chain *n*-alkanes with an even over odd predominance in higher plants and soils, *Org. Geochem.*, 41, 88–95, <https://doi.org/10.1016/j.orggeochem.2009.08.003>, 2010.

Lehmann, J. and Kleber, M.: The contentious nature of soil organic matter, *Nature*, 528, 60–68, <https://doi.org/10.1038/nature16069>, 2015.

Lehmann, J., Hansel, C. M., Kaiser, C., Kleber, M., Maher, K., Manzoni, S., Nunan, N., Reichstein, M., Schimel, J. P., Torn, M. S., Wieder, W. R., and Kögel-Knabner, I.: Persistence of soil organic carbon caused by functional complexity, *Nat. Geosci.*, 13, 529–534, <https://doi.org/10.1038/s41561-020-0612-3>, 2020.

730 Lehtonen, K. and Ketola, M.: Solvent-extractable lipids of Sphagnum, Carex, Bryales and Carex-Bryales peats: content and compositional features vs peat humification, *Org. Geochem.*, 20, 363–380, [https://doi.org/10.1016/0146-6380\(93\)90126-V](https://doi.org/10.1016/0146-6380(93)90126-V), 1993.

Met opmaak: Superscript

Met opmaak: Superscript

Verwijderd: Organic

Verwijderd: Geochemistry

Verwijderd: Geochemistry

Met opmaak: Lettertype: Corsief

Met opmaak: Lettertype: Corsief

Verwijderd: Organic

Met opmaak: Lettertype: Corsief

Verwijderd: Organic

Verwijderd: Geochemistry

Verwijderd: →

Verwijderd: anic

Verwijderd: Geochemistry

Verwijderd: Antonie

Verwijderd: Leeuwenhoek

Met opmaak: Lettertype: Corsief

Verwijderd: ogy and

Verwijderd: Biochemistry

Met opmaak: Lettertype: Corsief

Verwijderd: Organic

Verwijderd: Geochemistry

Met opmaak: Engels (V.S.)

Gewijzigde veldcode

Met opmaak: Engels (V.S.)

Met opmaak: Engels (V.S.)

Met opmaak: Engels (V.S.)

Met opmaak: Engels (V.S.)

Met opmaak: Engels (V.S.)

Gewijzigde veldcode

Met opmaak: Engels (V.S.)

Met opmaak: Engels (V.S.)

Verwijderd: Organic

Verwijderd: Geochemistry

- 750 Lei, G., Zhang, H., Chang, F., Pu, Y., Zhu, Y., Yang, M. and Zhang, W.: Biomarkers of modern plants and soils from Xinglong Mountain in the transitional area between the Tibetan and Loess Plateaus, *Quatern. Jnt.*, 218, 143–150, <https://doi.org/10.1016/j.quaint.2009.12.009>, 2010.
- Lemma, B., Mekonnen, B., Glaser, B., Zech, W., Nemomissa, S., Bekele, T., Bittner, L. and Zech, M.: Chemotaxonomic patterns of vegetation and soils along altitudinal transects of the Bale Mountains, Ethiopia, and implications for paleovegetation reconstructions – Part II: lignin-derived phenols and leaf-wax-derived *n*-alkanes, *E&G Quaternary Sci. J.*, 68, 189–200, <https://doi.org/10.5194/egqsj-68-189-2019>, 2019.
- 755 Li, R., Fan, J., Xue, J. and Meyers, P. A.: Effects of early diagenesis on molecular distributions and carbon isotopic compositions of leaf wax long chain biomarker *n*-alkanes: Comparison of two one-year-long burial experiments, *Org. Geochem.*, 104, 8–18, <https://doi.org/10.1016/j.orggeochem.2016.11.006>, 2017.
- 760 Li, X., Anderson, B. J., Vogeler, I. and Schwendenmann, L.: Long-chain *n*-alkane and *n*-fatty acid characteristics in plants and soil - potential to separate plant growth forms, primary and secondary grasslands?, *Sci. Tot. Env.*, 645, 1567–1578, <https://doi.org/10.1016/j.scitotenv.2018.07.105>, 2018.
- Lichtfouse, É., Chenu, C., Baudin, F., Leblond, C., Da Silva, M., Behar, F., Derenne, S., Largeau, C., Wehrung, P. and Albrecht, P.: A novel pathway of soil organic matter formation by selective preservation of resistant straight-chain biopolymers: chemical and isotope evidence, *Org. Geochem.*, 28, 411–415, [https://doi.org/10.1016/S0146-6380\(98\)00005-9](https://doi.org/10.1016/S0146-6380(98)00005-9), 1998.
- 765 Marseille, F., Disnar, J. R., Guillet, B. and Noack, Y.: *n*-Alkanes and free fatty acids in humus and A1 horizons of soils under beech, spruce and grass in the Massif-Central (Mont-Lozère), France, *Eur. J. Soil Sci.*, 50, 433–441, <https://doi.org/10.1046/j.1365-2389.1999.00243.x>, 1999.
- 770 Marzi, R., Torkelson, B. E. and Olson, R. K.: A revised carbon preference index, *Org. Geochem.*, 20, 1303–1306, [https://doi.org/10.1016/0146-6380\(93\)90016-5](https://doi.org/10.1016/0146-6380(93)90016-5), 1993.
- Meyers, P.A. and Ishiwatari, R.: Lacustrine organic geochemistry—an overview of indicators of organic matter sources and diagenesis in lake sediments, *Org. Geochem.*, 20, 867–900, [https://doi.org/10.1016/0146-6380\(93\)90100-P](https://doi.org/10.1016/0146-6380(93)90100-P), 1993.
- Moucaw, J., Fustec, E., Jambu, P., Amblès, A. and Jacquesy, R.: Biooxidation of added and natural hydrocarbons in soils: Effect of iron, *Soil Biol. Biochem.*, 13, 335–342, [https://doi.org/10.1016/0038-0717\(81\)90073-0](https://doi.org/10.1016/0038-0717(81)90073-0), 1981.
- 775 Naafs, D. F. W., van Bergen, P. F., Boogert, S. J. and de Leeuw, J. W.: Solvent-extractable lipids in an acid andic forest soil; variations with depth and season, *Soil Biol. Biochem.*, 36, 297–308, <https://doi.org/10.1016/j.soilbio.2003.10.005>, 2004.
- Nelson, D. B., Ladd, S. N., Schubert, C. J. and Kahmen, A.: Rapid atmospheric transport and large-scale deposition of recently synthesized plant waxes, *Geochim. Cosmochim. Acta.*, 222, 599–617, <https://doi.org/10.1016/j.gca.2017.11.018>, 2018.
- 780 Nelson, D. B., Knohl, A., Sachse, D., Schefuß, E. and Kahmen, A.: Sources and abundances of leaf waxes in aerosols in central Europe, *Geochim. Cosmochim. Acta.*, 198, 299–314, <https://doi.org/10.1016/j.gca.2016.11.018>, 2017.

- Verwijderd:** Quaternary
- Verwijderd:** International
- Met opmaak:** Lettertype: Cursief
- Met opmaak:** Lettertype: Cursief
- Verwijderd:** Organic
- Verwijderd:** Geochemistry
- Met opmaak:** Inspiring: Links: 0 cm, Verkeerd-om: 1.25 cm
- Verwijderd:** ience
- Verwijderd:** of The
- Verwijderd:** al
- Verwijderd:** Environment
- Verwijderd:** Organic
- Verwijderd:** Geochemistry
- Met opmaak:** Inspiring: Links: 0 cm, Verkeerd-om: 1.25 cm
- Met opmaak:** Lettertype: Cursief
- Verwijderd:** ropean
- Verwijderd:** urnal of
- Verwijderd:** ence
- Verwijderd:** →
- Verwijderd:** ,
- Verwijderd:** anic
- Verwijderd:** Geochemistry
- Verwijderd:** →
- Verwijderd:** anic
- Verwijderd:** istry
- Verwijderd:** ogy and
- Verwijderd:** Biochemistry
- Verwijderd:** ogy and
- Verwijderd:** istry
- Met opmaak:** Inspiring: Links: 0 cm, Verkeerd-om: 1.5 cm
- Verwijderd:** →
- Verwijderd:** ica et
- Verwijderd:** Cosmochemica
- Verwijderd:** Acta
- Verwijderd:** →
- Verwijderd:** ica et
- Verwijderd:** Cosmochemica
- Verwijderd:** Acta

Nguyen Tu, T. T., Derenne, S., Largeau, C., Mariotti, A. and Bocherens, H.: Evolution of the chemical composition of Ginkgo biloba external and internal leaf lipids through senescence and litter formation, *Org. Geochem.*, 32, 45–55, [https://doi.org/10.1016/S0146-6380\(00\)00152-2](https://doi.org/10.1016/S0146-6380(00)00152-2), 2001.

Nguyen Tu, T. T., Egasse, C., Anquetil, C., Zanetti, F., Zeller, B., Huon, S. and Derenne, S.: Leaf lipid degradation in soils and surface sediments: A litterbag experiment, *Org. Geochem.*, 104, 35–41, <https://doi.org/10.1016/j.orggeochem.2016.12.001>, 2017.

Oades, J. M.: The retention of organic matter in soils, *Biogeochemistry*, 5, 35–70, <https://doi.org/10.1007/BF02180317>, 1988.

Otto, A. and Simpson, M. J.: Degradation and preservation of vascular plant-derived biomarkers in grassland and forest soils from western Canada, *Biogeochemistry*, 74, 377–409, <https://doi.org/10.1007/s10533-004-5834-8>, 2005.

825 Otto, A., Shunthirasingham, C. and Simpson, M. J.: A comparison of plant and microbial biomarkers in grassland soils from the Prairie Ecozone of Canada, *Org. Geochem.*, 36, 425–448, <https://doi.org/10.1016/j.orggeochem.2004.09.008>, 2005.

Pebesma, E. J.: Simple Features for R: Standardized Support for Spatial Vector Data, *The R Journal*, 10, 439–446, <https://doi.org/10.32614/RJ-2018-009>, 2018.

830 Pebesma, E. J. and Bivand, R.S.: Classes and methods for spatial data in R, *R News*, 5, <https://cran.r-project.org/doc/Rnews/>, 2005.

Peters, K. E., Walters, C. C. and Moldowan, J. M.: *The Biomarker Guide*, vol. 1, Cambridge University Press, <https://doi.org/10.1017/CBO9780511524868>, 2005.

Poynter, J., Farrimond, P., Robinson, N. and Eglinton, G.: Aeolian-derived higher plant lipids in the marine sedimentary record: Links with palaeoclimate, in: *Paleoclimatology and Paleometeorology: Modern and Past Patterns of Global Atmospheric Transport*, pp. 435–462, Springer, <https://doi.org/10.1007/978-94-009-0995-3>, 1989.

835 R Core Team: R: A language and environment for statistical computing, R Foundation for Statistical Computing, Vienna, Austria, <https://www.R-project.org/>, 2019.

Rogge, W. F., Hildemann, L. M., Mazurek, M. A., Cass, G. R. and Simoneit, B. R. T.: Sources of fine organic aerosol. 4. Particulate abrasion products from leaf surfaces of urban plants, *Environ. Sci. Technol.*, 27, 2700–2711, <https://doi.org/10.1021/es00049a008>, 1993.

840 Rojo, F.: Degradation of alkanes by bacteria, *Environ. Microbiol.*, 11, 2477–2490, <https://doi.org/10.1111/j.1462-2920.2009.01948.x>, 2009.

Scalan, E. S. and Smith, J. E.: An improved measure of the odd-even predominance in the normal alkanes of sediment extracts and petroleum, *Geochim. Cosmochim. Ac.*, 34, 611–620, [https://doi.org/10.1016/0016-7037\(70\)90019-0](https://doi.org/10.1016/0016-7037(70)90019-0), 1970.

845 Schädle, C., Beem-Miller, J., Aziz Rad, M., Crow, S. E., Hicks Pries, C. E., Ernakovich, J., Hoyt, A. M., Plante, A., Stoner, S., Treat, C. C. and Sierra, C. A.: Decomposability of soil organic matter over time: the Soil Incubation Database (SIDb, version 1.0) and guidance for incubation procedures, *Earth Syst. Sci. Data*, 12, 1511–1524, <https://doi.org/10.5194/essd-12-1511-2020>, 2020.

Verwijderd: Organic
Verwijderd: Geochemistry

Verwijderd: Organic
Verwijderd: Geochemistry

Verwijderd: anic
Verwijderd: Geochemistry
Verwijderd:

Verwijderd: ,

Verwijderd: ,

Met opmaak: Engels (V.S.)

Verwijderd: Environmental
Verwijderd: ogy

Verwijderd: Geochemica
Verwijderd: et
Verwijderd: ica
Verwijderd: Acta
Verwijderd:
Verwijderd: →

Schäfer, I. K., Lanny, V., Franke, J., Eglinton, T. I., Zech, M., Vysloužilová, B. and Zech, R.: Leaf waxes in litter and topsoils along a European transect, *SOIL*, 2, 551–564, <https://doi.org/10.5194/soil-2-551-2016>, 2016.

870 Schmidt, M. W. I., Torn, M. S., Abiven, S., Dittmar, T., Guggenberger, G., Janssens, I. A., Kleber, M., Kögel-Knabner, I., Lehmann, J., Manning, D. A. C., Nannipieri, P., Rasse, D. P., Weiner, S. and Trumbore, S. E.: Persistence of soil organic matter as an ecosystem property, *Nature*, 478, 49–56, <https://doi.org/10.1038/nature10386>, 2011.

Schulz, S., Giebler, J., Chatzinotas, A., Wick, L. Y., Fetzer, I., Welzl, G., Harms, H. and Schloter, M.: Plant litter and soil type drive abundance, activity and community structure of alkB harbouring microbes in different soil compartments, *ISME J*, 6, 1763–1774, <https://doi.org/10.1038/ismej.2012.17>, 2012.

875 Schwark, L., Zink, K. and Lechterbeck, J.: Reconstruction of postglacial to early Holocene vegetation history in terrestrial Central Europe via cuticular lipid biomarkers and pollen records from lake sediments, *Geology*, 30, 463–466, [https://doi.org/10.1130/0091-7613\(2002\)030<0463:ROPTEH>2.0.CO;2](https://doi.org/10.1130/0091-7613(2002)030<0463:ROPTEH>2.0.CO;2), 2002.

Seca, A. M. L., Silva, A. M. S., Silvestre, A. J. D., Cavaleiro, J. A. S., Domingues, F. M. J. and Neto, C. P.: Chemical composition of the light petroleum extract of *Hibiscus cannabinus* bark and core, *Phytochem. Analysis*, 11, 345–350, [https://doi.org/10.1002/1099-1565\(200011/12\)11:6<345::AID-PCA540>3.0.CO;2-T](https://doi.org/10.1002/1099-1565(200011/12)11:6<345::AID-PCA540>3.0.CO;2-T), 2000.

880 Settele, J., Scholes, R., Betts, R. A., Bunn, S., Leadley, P., Nepstad, D., Overpeck, J. T., Taboada, M. A., Fischlin, A., Moreno, J. M., Root, T., Musche, M. and Winter, M.: Terrestrial and inland water systems, in: *Climate Change 2014 Impacts, Adaptation and Vulnerability*, pp. 271–360, Cambridge University Press, <https://doi.org/10.1017/CBO9781107415379.009>, 2015.

885 Soil Survey Staff: *Keys to Soil Taxonomy*, 12th ed., USDA-Natural Resources Conservation Service, Washington, DC, 2014.

South, A.: *maturalearth: World Map Data from Natural Earth*, R package version 0.1.0., <https://CRAN.R-project.org/package=maturalearth>, 2017.

Stout, S. A.: Leaf wax n -alkanes in leaves, litter, and surface soil in a low diversity, temperate deciduous angiosperm forest, Central Missouri, USA, *Chem. Ecol.*, 36, 810–826, <https://doi.org/10.1080/02757540.2020.1789118>, 2020.

890 Struck, J., Bliedtner, M., Strobel, P., Schumacher, J., Bazarradnaa, E. and Zech, R.: Leaf wax n -alkane patterns and compound-specific $\delta^{13}\text{C}$ of plants and topsoils from semi-arid and arid Mongolia, *Biogeosciences*, 17, 567–580, <https://doi.org/10.5194/bg-17-567-2020>, 2020.

Tennekes, M.: tmap: Thematic Maps in R, *J. Stat. Softw.*, 84, 1–39, <https://doi.org/10.18637/jss.v084.i06>, 2018.

895 Trigui, Y., Wolf, D., Sahakyan, L., Hovakimyan, H., Sahakyan, K., Zech, R., Fuchs, M., Wolpert, T., Zech, M. and Faust, D.: First calibration and application of leaf wax n -alkane biomarkers in loess-paleosol sequences and modern plants and soils in Armenia, *Geosciences*, 9, 263, <https://doi.org/10.3390/geosciences9060263>, 2019.

van der Voort, T. S., Zell, C. I., Hagedorn, F., Feng, X., McIntyre, C. P., Haghipour, N., Pannatier, E. G. and Eglinton, T. I.: Diverse soil carbon dynamics expressed at the molecular level, *Geophys. Res. Lett.*, 44, 11,840–11,850, <https://doi.org/10.1002/2017GL076188>, 2017.

Met opmaak: Duits (Zwitserland)

Verwijderd: ,

Met opmaak: Engels (V.S.)

Met opmaak: Engels (V.S.)

Met opmaak: Lettertype: Corsief

Verwijderd: ical

Verwijderd: ,

Met opmaak: Lettertype: Corsief

Verwijderd: istry

Verwijderd: and Ecology

Verwijderd: →

Met opmaak: Lettertype: Corsief

Met opmaak: Superscript

Verwijderd: Journal

Verwijderd: of

Met opmaak: Duits (Zwitserland)

Verwijderd: istical

Verwijderd: Software

Verwijderd: →

Met opmaak: Lettertype: Corsief

Met opmaak: Inspiring: Links: 0 cm, Verkeerd-om: 1.25 cm

Verwijderd: Soil

Verwijderd: Carbon

Verwijderd: Dynamics

Verwijderd: Expressed

Verwijderd: Molecular

Verwijderd: Level

Verwijderd: Geophysical

Verwijderd: Research

Verwijderd: Letters

Verwijderd: →

Wang, G., Zhang, L., Zhang, X., Wang, Y. and Xu, Y.: Chemical and carbon isotopic dynamics of grass organic matter during litter decompositions: A litterbag experiment, *Org. Geochem.*, 69, 106–113, <https://doi.org/10.1016/j.orggeochem.2014.02.012>, 2014.

Wickham, H.: ggplot2: Elegant Graphics for Data Analysis. Springer-Verlag New York, 2016.

925 Wiesenberg, G. L. B., Dorodnikov, M. and Kuzyakov, Y.: Source determination of lipids in bulk soil and soil density fractions after four years of wheat cropping, *Geoderma*, 156, 267–277, <https://doi.org/10.1016/j.geoderma.2010.02.026>, 2010.

Wiesenberg, G. L. B., Schwarzbauer, J., Schmidt, M. and Schwark, L.: Source and turnover of organic matter in agricultural soils derived from *n*-alkane/*n*-carboxylic acid compositions and C-isotope signatures, *Org. Geochem.*, 35, 1371–1393, [https://doi.org/10.1016/S0146-6380\(04\)00122-6](https://doi.org/10.1016/S0146-6380(04)00122-6), 2004.

930 Wilkinson, M. D., Dumontier, M., Aalbersberg, Ij. J., Appleton, G., Axton, M., Baak, A., Blomberg, N., Boiten, J.-W., da Silva Santos, L. B., Bourne, P. E., Bouwman, J., Brookes, A. J., Clark, T., Crosas, M., Dillo, I., Dumon, O., Edmunds, S., Evelo, C. T., Finkers, R., Gonzalez-Beltran, A., Gray, A. J. G., Groth, P., Goble, C., Grethe, J. S., Heringa, J., 't Hoen, P. A. C., Hooft, R., Kuhn, T., Kok, R., Kok, J., Lusher, S. J., Martone, M. E., Mons, A., Packer, A. L., Persson, B., Rocca-Serra, P., Roos, M., van Schaik, R., Sansone, S.-A., Schultes, E., Sengstag, T., Slater, T., Strawn, G., Swertz, M. A., Thompson, M., van der Lei, J., van Mulligen, E., Velterop, J., Waagmeester, A., Wittenburg, P., Wolstencroft, K., Zhao, J. and Mons, B.: The FAIR Guiding Principles for scientific data management and stewardship, *Scientific Data*, 3, 160018, <https://doi.org/10.1038/sdata.2016.18>, 2016.

935 Wu, M. S., West, A. J. and Feakins, S. J.: Tropical soil profiles reveal the fate of plant wax biomarkers during soil storage, *Org. Geochem.*, 128, 1–15, <https://doi.org/10.1016/j.orggeochem.2018.12.011>, 2019.

940 Wüthrich, L., Bliedtner, M., Schäfer, I. K., Zech, J., Shajari, F., Gaar, D., Preusser, F., Salazar, G., Szidat, S., and Zech, R.: Late Quaternary climate and environmental reconstruction based on leaf wax analyses in the loess sequence of Möhlin, Switzerland, *E&G Quatern. Sci. J.*, 66, 91–100, <https://doi.org/10.5194/eggsj-66-91-2017>, 2017.

Xie, S., Nott, C. J., Avsejs, L. A., Maddy, D., Chambers, F. M. and Evershed, R. P.: Molecular and isotopic stratigraphy in an ombrotrophic mire for paleoclimate reconstruction, *Geochim. Cosmochim. Acta*, 68, 2849–2862, <https://doi.org/10.1016/j.gca.2003.08.025>, 2004.

945 Yao, L., Guo, N., He, Y., Xiao, Y., Li, Y., Gao, J. and Guo, Y.: Variations of soil organic matters and plant cuticular waxes along an altitude gradient in Qinghai-Tibet Plateau, *Plant Soil*, <https://doi.org/10.1007/s11104-019-04304-6>, 2019.

Zech, M., Buggle, B., Leiber, K., Marković, S., Glaser, B., Hambach, U., Huwe, B., Stevens, T., Sümegi, P., Wiesenberg, G. L. B. and Zöller, L.: Reconstructing Quaternary vegetation history in the Carpathian Basin, SE-Europe, using *n*-alkane biomarkers as molecular fossils: Problems and possible solutions, potential and limitations, *E&G Quatern. Sci. J.*, 58, 148–155, <https://doi.org/10.3285/eg.58.2.03>, 2009.

950 Zech, M., Krause, T., Meszner, S. and Faust, D.: Incorrect when uncorrected: Reconstructing vegetation history using *n*-alkane biomarkers in loess-paleosol sequences – A case study from the Saxonian loess region, Germany, *Quatern. Int.*, 296, 108–116, <https://doi.org/10.1016/j.quaint.2012.01.023>, 2013.

Verwijderd: Organic
Verwijderd: Geochemistry
Met opmaak ... [29]
Met opmaak ... [31]
Met opmaak ... [30]
Met opmaak ... [34]
Met opmaak ... [35]
Verwijderd: anic
Verwijderd: istry
Met opmaak ... [32]
Met opmaak ... [33]
Met opmaak ... [36]
Met opmaak ... [37]
Met opmaak ... [38]
Met opmaak ... [40]
Met opmaak ... [41]
Gewijzigde veldcode ... [39]
Verwijderd: Organic
Verwijderd: Geochemistry
Verwijderd: ,
Verwijderd:
Verwijderd:
Verwijderd: ernary
Verwijderd: Science
Verwijderd: Journal
Met opmaak ... [42]
Verwijderd: ica et
Verwijderd: ica
Met opmaak ... [43]
Verwijderd: →
Met opmaak ... [44]
Met opmaak ... [45]
Verwijderd: ary
Verwijderd: ence
Verwijderd: →
Verwijderd: ournal
Met opmaak ... [46]
Met opmaak ... [47]
Verwijderd: Quaternary
Verwijderd: International
Verwijderd:

Zech, M., Pedentchouk, N., Buggle, B., Leiber, K., Kalbitz, K., Marković, S. B. and Glaser, B.: Effect of leaf litter degradation and seasonality on D/H isotope ratios of *n*-alkane biomarkers, *Geochim. Cosmochim. Ac.*, 75, 4917–4928, <https://doi.org/10.1016/j.gca.2011.06.006>, 2011.

980 Zech, M., Rass, S., Buggle, B., Löscher, M. and Zöller, L.: Reconstruction of the late Quaternary paleoenvironments of the Nussloch loess paleosol sequence, Germany, using *n*-alkane biomarkers, *Quaternary Res.*, 78, 226–235, <https://doi.org/10.1016/j.yqres.2012.05.006>, 2012.

Zhang, Y., Zheng, M., Meyers, P. A. and Huang, X.: Impact of early diagenesis on distributions of Sphagnum *n*-alkanes in peatlands of the monsoon region of China, *Org. Geochem.*, 105, 13–19, <https://doi.org/10.1016/j.orggeochem.2016.12.007>, 2017.

985 Zhang, Z., Zhao, M., Eglinton, G., Lu, H. and Huang, C.: Leaf wax lipids as paleovegetational and paleoenvironmental proxies for the Chinese Loess Plateau over the last 170kyr, *Quaternary Sci. Rev.*, 25, 575–594, <https://doi.org/10.1016/j.quascirev.2005.03.009>, 2006.

Zhou, W., Zheng, Y., Meyers, P. A., Jull, A. J. T., and Xie, S.: Postglacial climate-change record in biomarker lipid compositions of the Hani peat sequence, Northeastern China, *Earth Planet. Sci. Lett.*, 294, 37–46, <https://doi.org/10.1016/j.epsl.2010.02.035>, 2010.

990

- Verwijderd: ica et
- Met opmaak: Lettertype: Cursief
- Verwijderd: ia
- Verwijderd: Cosmochimica
- Verwijderd: .
- Verwijderd: res
- Met opmaak: Lettertype: Cursief
- Verwijderd: Organic
- Verwijderd: Geochemistry
- Met opmaak: Engels (V.S.)
- Met opmaak: Engels (V.S.)
- Verwijderd: ence
- Met opmaak: Engels (V.S.)
- Verwijderd: iews
- Met opmaak: Engels (V.S.)
- Gewijzigde veldcode
- Met opmaak: Engels (V.S.)
- Met opmaak: Engels (V.S.)
- Verwijderd: and Planetary
- Verwijderd: Science
- Verwijderd: ers

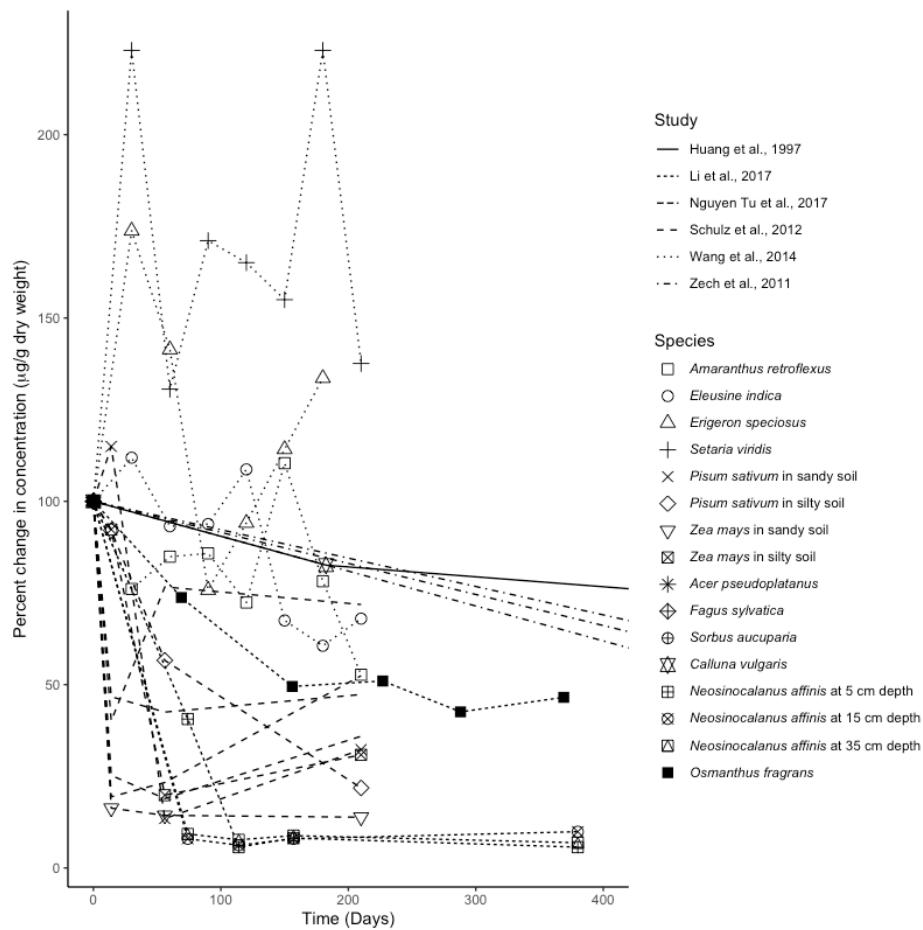
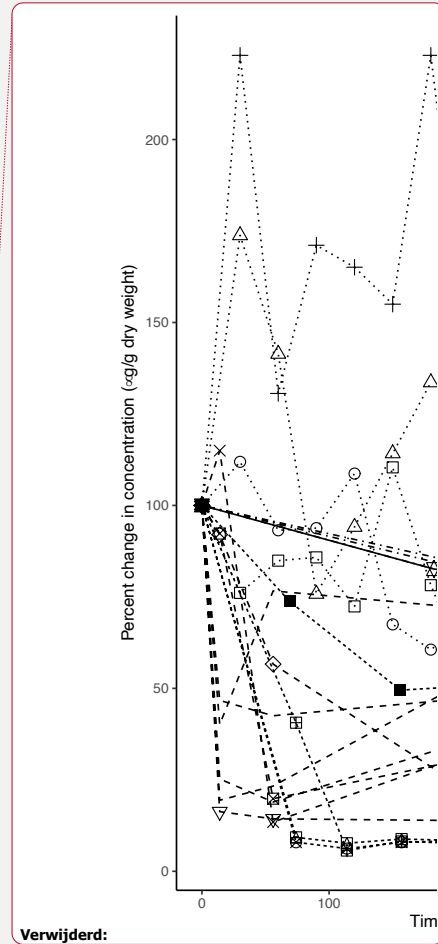
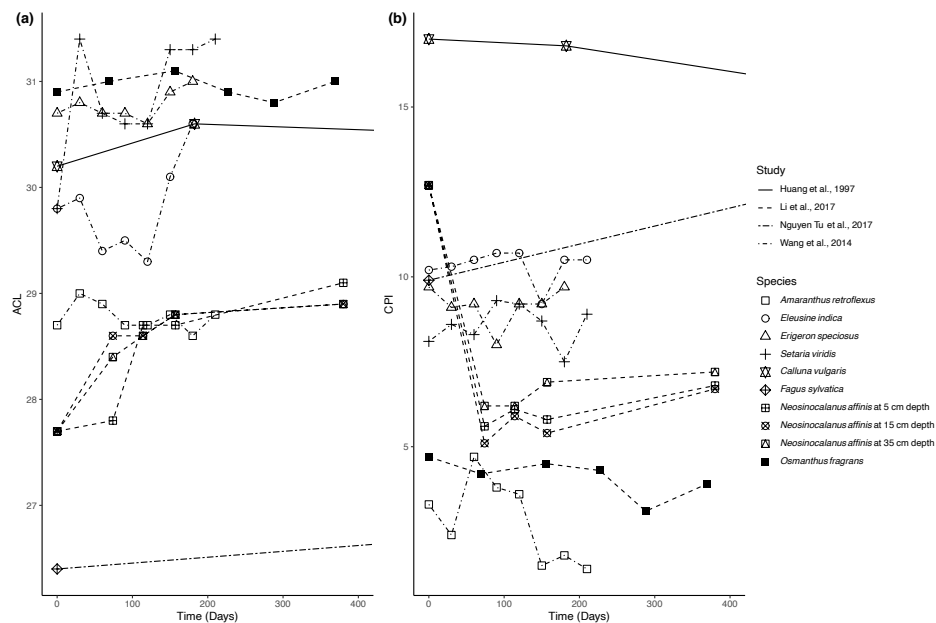


Figure 1: Percent change in concentration ($\mu\text{g/g}$ dry weight) of *n*-alkanes over time in litterbag experiments.





1010 Figure 2: Change in (a) Average Chain Length (ACL) and (b) Carbon Preference Index (CPI) over time in litterbag experiments.

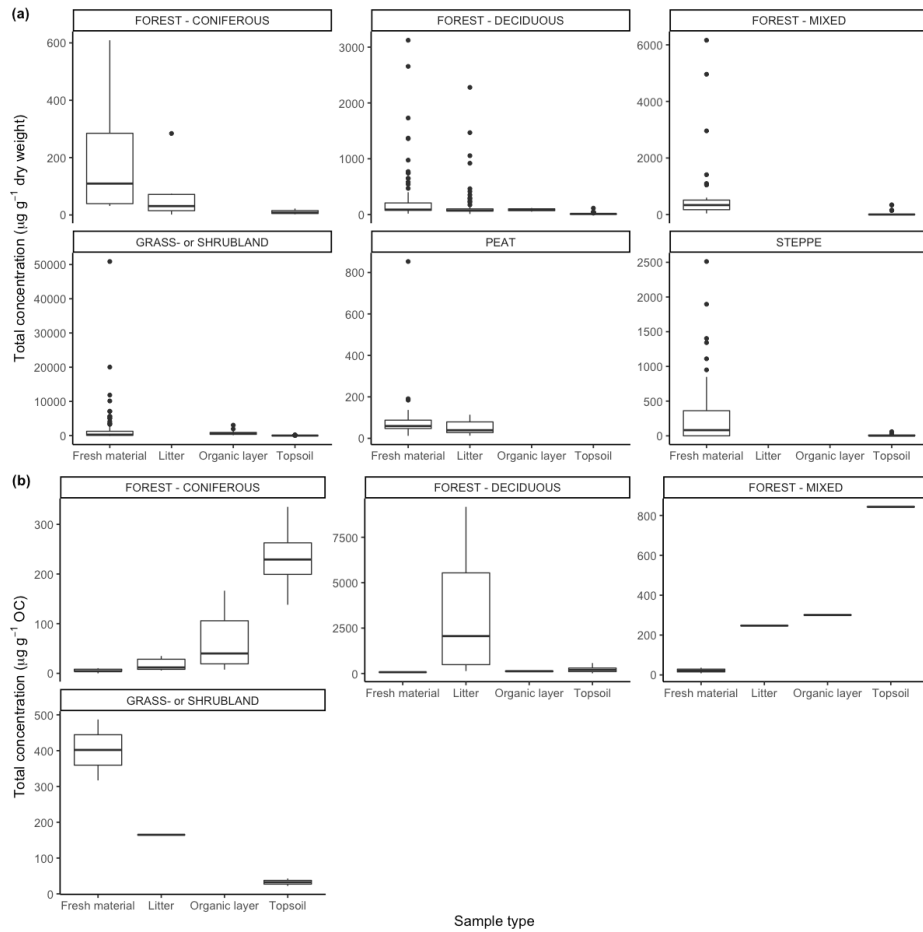
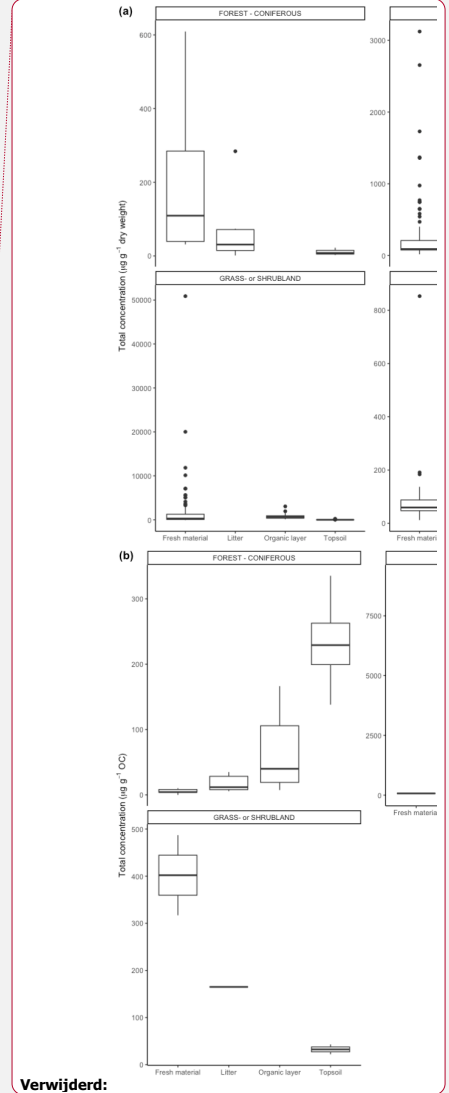


Figure 3: (a) Total concentration (µg/g dry weight) of *n*-alkanes in fresh leaves, litter, organic layer (litter removed), and topsoil. For the coniferous forest vegetation type, there were 9 sites included from 1 study (Schäfer et al., 2016). For the deciduous forest type, 39 sites were included from 7 studies (Bliedtner et al., 2018; Bush and McInerney, 2015; Chikaraishi and Naraoka, 2006; Schäfer et al., 2016; Stout, 2020; Trigui et al., 2019; Wu et al., 2019). For the mixed forest type, 25 sites were included from 2 studies (Bush and McInerney, 2015; Howard et al., 2018). For the grass- or shrubland vegetation type, 110 sites were included from 8 studies (Bliedtner et al., 2018; Bush and McInerney, 2015; Howard et al., 2018; Lemma et al., 2019; Li et al., 2018; Schäfer et al., 2016; Trigui et al.,

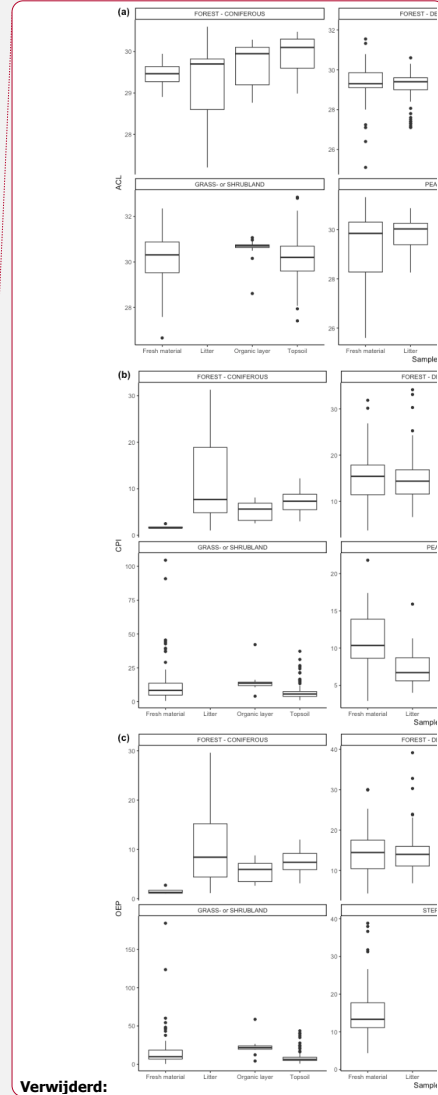



Verwijderd:

1020 2019; Yao et al., 2019). For the peat vegetation type, 5 sites were included from 2 studies (Ficken et al., 1998; Zhang et al., 2017). For the steppe vegetation type, 57 sites were included from 2 studies (Struck et al., 2020; Yao et al., 2019).

(b) Total concentration (µg/g OC) of *n*-alkanes in fresh leaves, litter, organic layer (litter removed), and topsoil. For the coniferous forest vegetation type, 5 sites were included from 2 studies (Hirave et al., 2020; Otto and Simpson, 2005). For the deciduous forest vegetation type, 11 sites were included from 5 studies (Angst et al., 2016; Anokhina et al., 2018; Hirave et al., 2020; Otto and Simpson, 2005; Wu et al., 2019). For the mixed forest type, 1 site was included from 1 study (Hirave et al., 2020). For the grass- or shrubland vegetation type, 2 sites were included from 1 study (Otto and Simpson, 2005).

1025



1030 Figure 4: (a) Average Chain Length (ACL) of *n*-alkanes in fresh leaves, litter, organic layer (litter removed), and topsoil. For the
 1035 coniferous forest vegetation type, there were 13 sites included from 2 studies (Hirave et al., 2020; Schäfer et al., 2016). For the
 deciduous forest type, 41 sites were included from 9 studies (Angst et al., 2016; Bliedtner et al., 2018; Bush and McInerney, 2015;
 Hirave et al., 2020; Lei et al., 2010; Schäfer et al., 2016; Stout, 2020; Trigui et al., 2019; Wu et al., 2019). For the mixed forest type,
 26 sites were included from 3 studies (Bush and McInerney, 2015; Hirave et al., 2020; Howard et al., 2018). For the grass- or
 shrubland vegetation type, 110 sites were included from 8 studies (Bliedtner et al., 2018; Bush and McInerney, 2015; Howard et al.,
 2018; Lemma et al., 2019; Li et al., 2018; Schäfer et al., 2016; Trigui et al., 2019; Yao et al., 2019). For the peat vegetation type, 5
 sites were included from 2 studies (Ficken et al., 1998; Zhang et al., 2017). For the steppe vegetation type, 58 sites were included
 from 3 studies (Bugge et al., 2010; Struck et al., 2020; Yao et al., 2019).

1040 (b) Carbon Preference Index (CPI) of *n*-alkanes in fresh leaves, litter, organic layer (litter removed), and topsoil. For the coniferous
 forest vegetation type, there were 13 sites included from 2 studies (Hirave et al., 2020; Schäfer et al., 2016). For the deciduous forest
 type, 42 sites were included from 10 studies (Angst et al., 2016; Bliedtner et al., 2018; Bush and McInerney, 2015; Chikaraishi and
 Naraoka, 2006; Hirave et al., 2020; Lei et al., 2010; Schäfer et al., 2016; Stout, 2020; Trigui et al., 2019; Wu et al., 2019). For the
 mixed forest type, 26 sites were included from 3 studies (Bush and McInerney, 2015; Hirave et al., 2020; Howard et al., 2018). For
 the grass- or shrubland vegetation type, 110 sites were included from 8 studies (Bliedtner et al., 2018; Bush and McInerney, 2015;
 1045 Howard et al., 2018; Lemma et al., 2019; Li et al., 2018; Schäfer et al., 2016; Trigui et al., 2019; Yao et al., 2019). For the peat
 vegetation type, 5 sites were included from 2 studies (Ficken et al., 1998; Zhang et al., 2017). For the steppe vegetation type, 57 sites
 were included from 2 studies (Struck et al., 2020; Yao et al., 2019).

1050 (c) Odd-over-Even Predominance (OEP) of *n*-alkanes in fresh leaves, litter, and topsoil. For the coniferous forest vegetation type,
 there were 13 sites included from 2 studies (Hirave et al., 2020; Schäfer et al., 2016). For the deciduous forest type, 44 sites were
 included from 9 studies (Angst et al., 2016; Anokhina et al., 2018; Bliedtner et al., 2018; Bush and McInerney, 2015; Hirave et al.,
 2020; Schäfer et al., 2016; Stout, 2020; Trigui et al., 2019; Wu et al., 2019). For the mixed forest type, 26 sites were included from 3
 studies (Bush and McInerney, 2015; Hirave et al., 2020; Howard et al., 2018). For the grass- or shrubland vegetation type, 105 sites
 were included from 7 studies (Bliedtner et al., 2018; Bush and McInerney, 2015; Howard et al., 2018; Lemma et al., 2019; Li et al.,
 2018; Schäfer et al., 2016; Trigui et al., 2019). For the steppe vegetation type, 52 sites were included from 1 study (Struck et al.,
 2020).

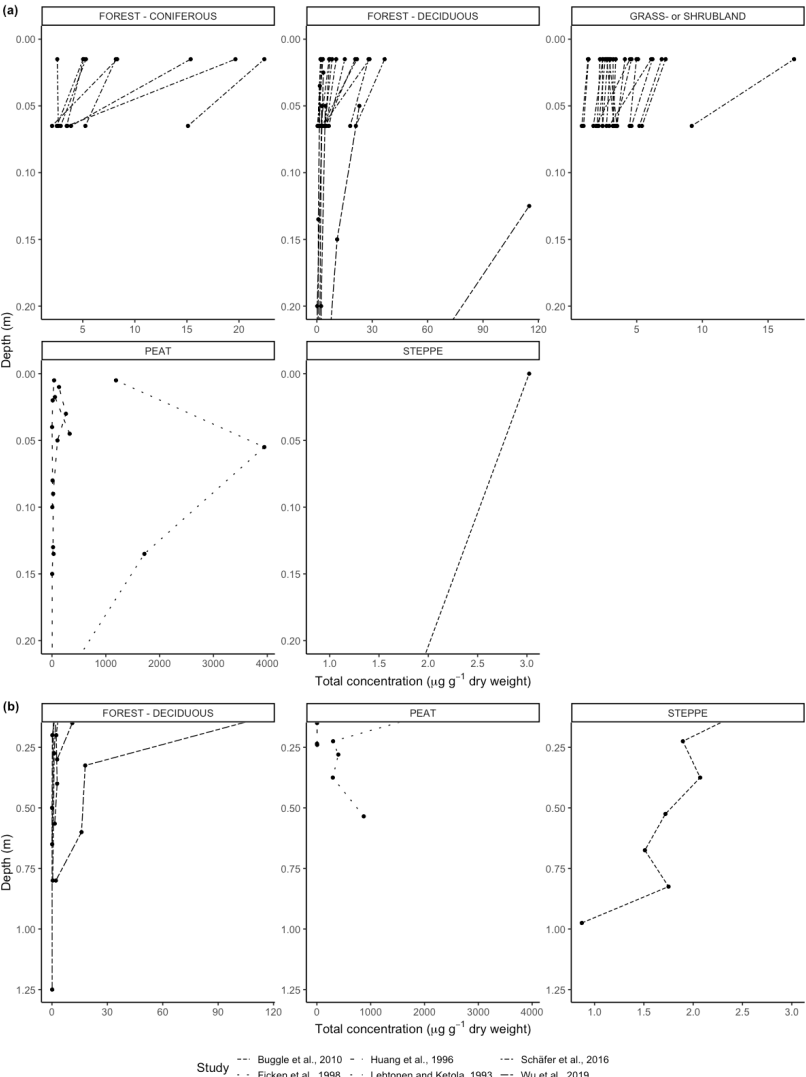
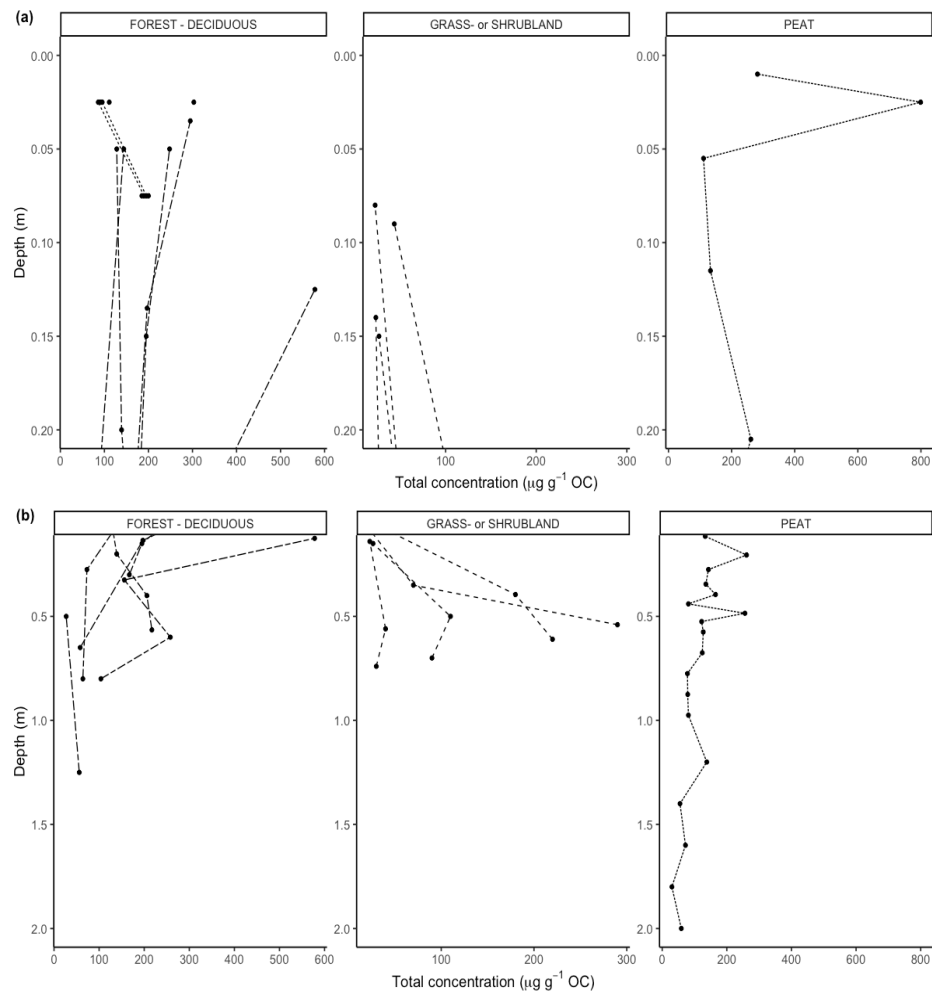
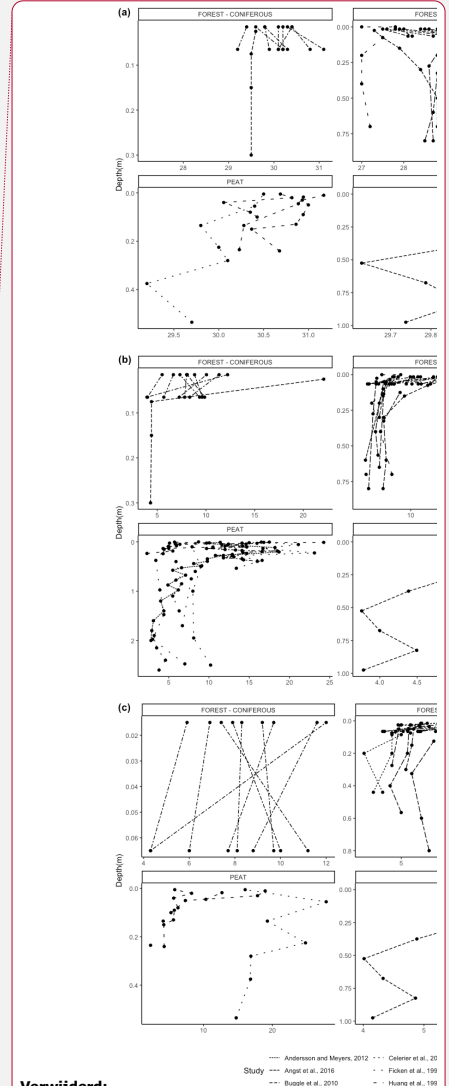
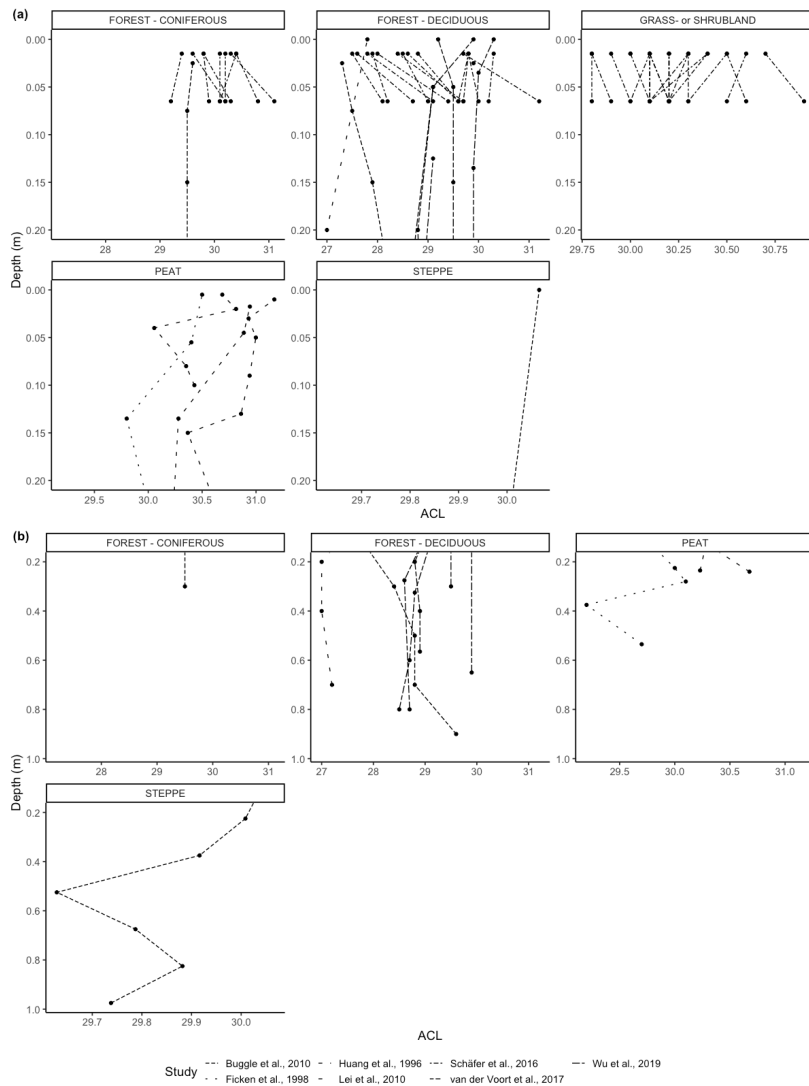


Figure 5: (a) Total concentration ($\mu\text{g/g}$ dry weight) of *n*-alkanes in soil from 0-20 cm. (b) Total concentration ($\mu\text{g/g}$ dry weight) of *n*-alkanes in soil below 20 cm.



Study — Andersson and Meyers, 2012 Anokhina et al., 2018 -- Feng and Simpson, 2007 - - Wu et al., 2019

060 **Figure 6: (a) Total concentration ($\mu\text{g/g OC}$) of *n*-alkanes in soil from 0-20 cm. (b) Total concentration ($\mu\text{g/g OC}$) of *n*-alkanes in soil below 20 cm.**



Verwijderd:

Figure 7: (a) Average Chain Length (ACL) of *n*-alkanes in soil from 0 -20 cm. (b) ACL of *n*-alkanes in soil below 20 cm.

Verwijderd: 6

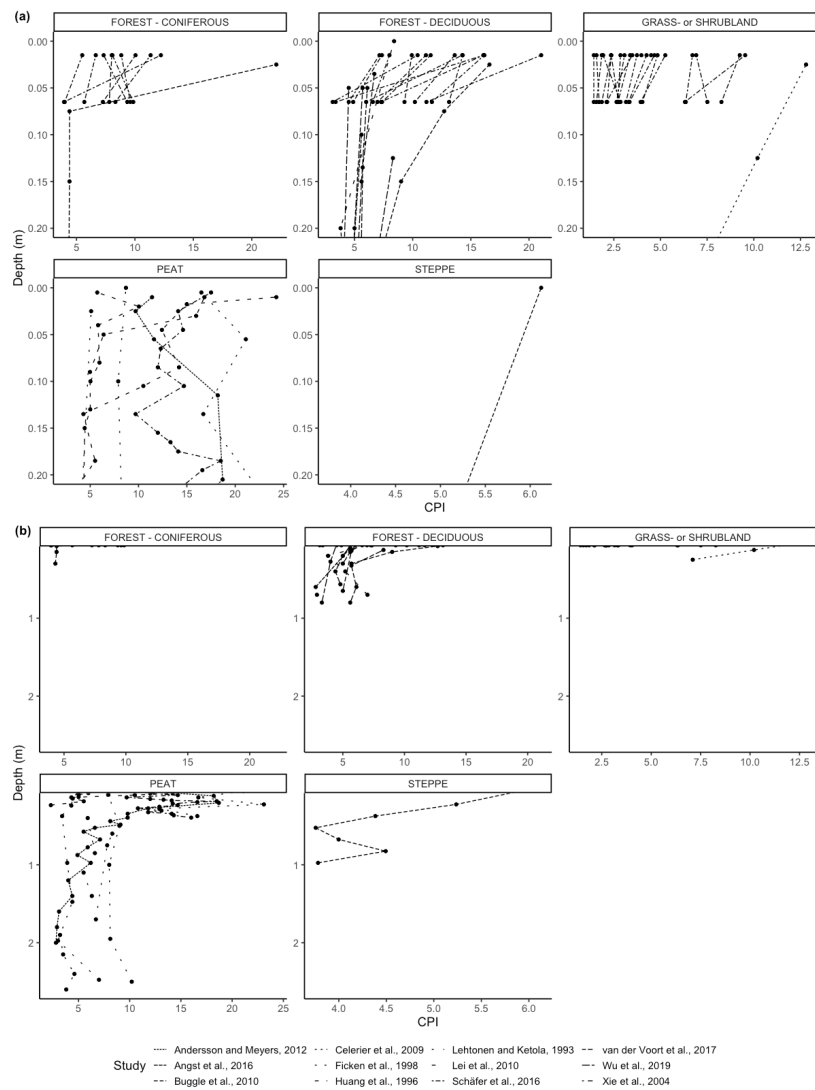
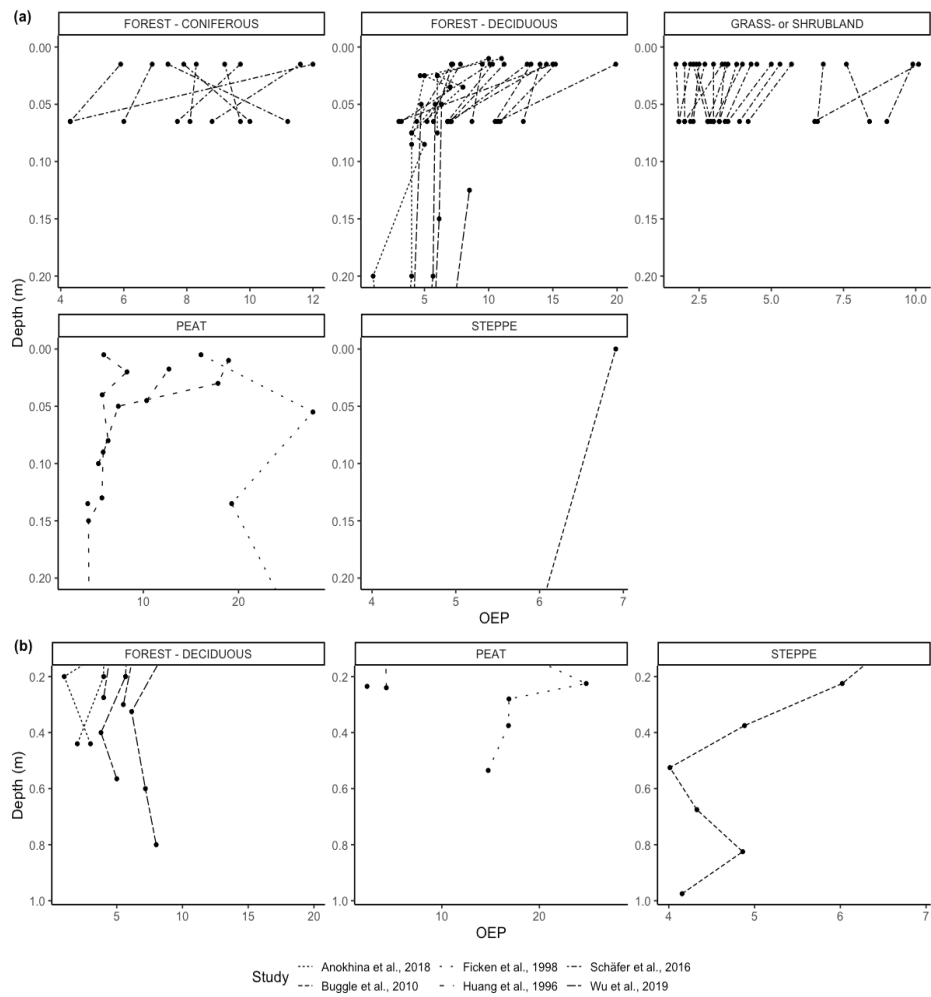


Figure 8: (a) Carbon Preference Index (CPI) of *n*-alkanes in soil from 0-20 cm. (b) CPI of *n*-alkanes in soil below 20 cm.

Met opmaak: Tekstkleur: Auto

Met opmaak: Standaard



075

Figure 9: (a) Odd-over-Even Predominance (OEP) of *n*-alkanes in soil from 0–20 cm, (b) OEP of *n*-alkanes in soil below 20 cm.

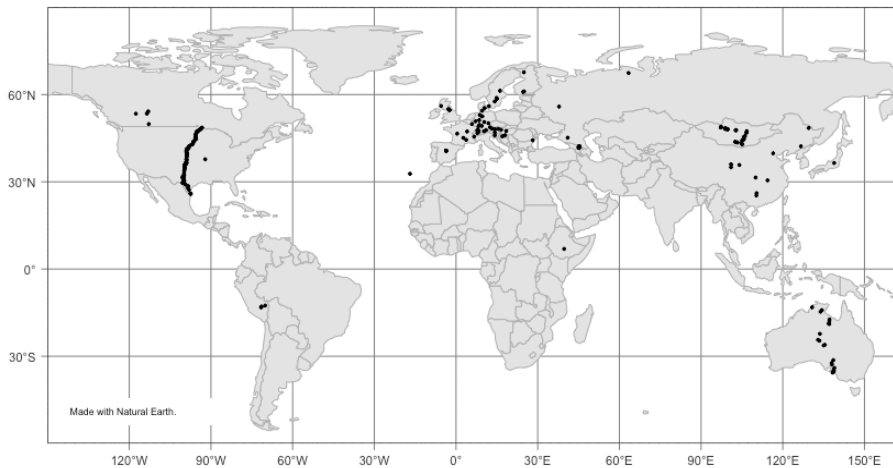


Figure 10: Locations of studies included in data analysis.

080

Table 1. Site characteristics for litterbag experiments.

Study	Location	Latitude [†]	Longitude [†]	Altitude (m)	MAAT (°C)	MAP (mm)	Soil type	Soil pH	Total duration (days)
Huang et al., 1997	Moor House Nature Reserve (UK)	54.688889*	-2.361389*	550	5.1	1880	-	-	8395
Li et al., 2017	Wuhan, China	30.516389*	114.4025*	-	16 - 17.5	1270	-	6.5 – 7.0	380
	Guilin, China	25.281389*	110.316389*	-	18.8	1874	-	5.5 – 6.0	369

Nguyen Tu et al., 2017	“Breuil-Chenue” experimental forest site (France)	47.302778	4.067778	650	9	1280	Dystric cambisol	4 - 4.5	903
Schulz et al., 2012	Incubation experiment	-	-	-	14	-	-	6	210
Wang et al., 2014	Shangzhuang Experimental Station (China)	39.8*	116.466667*	40	13	480	-	8.13	180-210
Zech et al., 2011	Fichtelgebirge (Northeast Bavaria, Germany;	50.143056	11.869444	780	5	1100	Albic Rustic Podzol	-	810

1. For studies that did not provide exact coordinates, the latitude and longitude were estimated based off of the location description provided. Estimated coordinates are marked with an asterisk.

Table 2. Site characteristics for open plant-soil systems.

Study	Location	Latitude ¹	Longitude ¹	Altitude (m)	MAAT (°C)	MAP (mm)	Soil type	Soil pH	Vegetation
Almendros et al., 1996	Spain (12 sites)	Between 40.681429 and 40.7017498	Between -3.668755 and -3.639867	640-1200	-	-	10 Cambisols, 1 Regosol, 1 Leptosol	5.4-7.7	<i>Pinus pinea</i> , <i>Quercus rotundifolia</i> , or <i>Juniperus thurifera</i>
Andersson and Meyers, 2012	Lek-Vorkuta region, Russia	67.416666	63.3666667	160	-5.80	531	-	-	<i>Vaccinium vitis-idaea</i> , <i>Ledum palustre</i>
Angst et al., 2016	Grinderwald, Germany	52.566667	9.3	-	-	-	Dystric Cambisol	3.4-4.5	<i>Fagus sylvatica</i>
Anokhina et al., 2018	Losiny Ostrov National Park, Moscow (4 sites)	55.8663399*	37.8326505*	-	-	-	Albic Retisol	-	<i>Tilia cordata</i> , <i>Corylus avellana</i> , <i>Acer platanoides</i> , <i>Sorbus aucuparia</i>

Bliedtner et al., 2018	Eastern Georgia (22 sites)	Between 41.71030 and 42.26185	Between 45.055283 and 45.359400	445-1659	5.4 - 13.3	600 - 2000	-	-	Grassland or deciduous forest dominated by hornbeam
Buggle et al., 2010	Mircea Voda, Romania	44.316667	28.18333	-	-	-	Calcic Chernozem	-	Steppe
Bush and McInerney, 2015	Transect through middle of United States (70 sites)	Between 25.850433 and 48.5989	Between -93.233217 and -100.5171	-	3.3=23.4	559-736	-	-	mixed temperate forest , tall grass and mixed grass prairies, savanna and sub-tropical forest
Celerier et al., 2009	Mignaloux-Beauvoir, France	46.5569367*	0.41096902*	-	-	-	Luvic cambisol	6.4-7.7	Grassland
Chikaraishi and Naraoka, 2006	Lake Haruna, Japan	36.4666667	138.866667						<i>Acer argutum</i> , <i>Acer carpinifolium</i>
Feng and Simpson, 2007, Otto et al., 2005	Lethbridge, Alberta, Canada	49.865942*	-112.82635*	-	-	413	Brown chernozem	6-6.9	Grassland
						-	Dark brown chernozem		
	Edmonton, Alberta, Canada	53.567702*	-113.49551*	-	-	452	Black chernozem	-	
	University of Alberta Ellerslie Research Station	53.440783*	-113.54699*	-	-	-	Eluviated black chernozem	-	

Ficken et al., 1998	Moine Mhor, Scotland	56.0886535447229*	-5.509956860782824*	950	5	-	-	4	<i>Eriophorum vaginatum</i> , <i>Carex bigelowii</i> , <i>Racomitrium lanuginosum</i> .
Hirave et al., 2020	Southern Black Forest (Germany)	47.661944	7.782778	535	8.9	1155	Stagnosol	3-	<i>Fagus sylvatica</i>
		47.864167	8.102778	965	3.9	1800	Podzol	4.2	<i>Picea abies</i>
	Lake Baldegg catchment (Switzerland)	47.168056	8.259167	608	8.4	1100	Cambisol		<i>Picea abies</i> , <i>Thuidium tamariscinum</i>
		47.166389	8.262500	573	8.4	1100	Cambisol		<i>Picea abies</i>
	Upper Sûre Lake catchment (Luxembourg)	49.865833	5.857500	429	9.2	970	Cambisol		<i>Picea abies</i> , <i>Quercus robur</i>
Howard et al., 2018	20 sites on a north-south transect across Australia	Between - 35.608 and - 13.158	Between 130.78 and 138.96	-	Between 14.03 and 27.44	Between 194.65 and 1642.9	-	-	Various
Huang et al., 1996	Moor House Nature Reserve, UK	54.71909*	-2.462827*	750-775	-	-	Peaty gley	< 4.5	
							Acid brown earth		
							Podzol		
Lehtonen and Ketola, 1993	Kaurastensuo bog (Lammi, southern Finland)	61.0775*	25.011*	-	-	-	-	-	<i>Sphagnum</i>
	Norrbofarna fen	61.3012*	16.1534*						<i>Sphagnum</i> , <i>Carex</i>

	(Gävleborg county, eastern Sweden)								
	Ahvenjärven vuoma mire (Kittilä, northern Finland)	67.6507*	24.9158*						<i>Bryales</i>
	Suurisuo mire (Janakkala, southern Finland)	60.9201*	24.646*						<i>Carex, Bryales</i>
Lei et al., 2010	Xinglong Mountain, China	35.78333	104.066667	2600	4.10	625.00	-	-	Populus davidiana and Betula platyphyla
Lemma et al., 2019	Bale Mountains, Ethiopia (27 sampling sites)	6.9241*	39.7024*	2550 to 4377	-	-	-	-	Afroalpine scrub, heath, montane forests
Li et al., 2018	Mt. Cardrona, New Zealand	-44.85*	168.95*	400-1300	9-11	600-900	Typic Haplorthods	-	Grassland
	Rees Valley, NZ	-44.80320623*	168.39690910*						
	Queenstown, NZ	-45.0302*	168.6616*						
Marseille et al., 1999	south slope of Mont-Lozère, France	44.42611*	3.73917*	1300-1500	-	-	Ranker and Dystric Podzoluvisol	5.2 - 5.4	<i>Fagus sylvatica</i> , <i>Vaccinium myrtillus</i> , <i>Calluna vulgaris</i>

								4.9-5.6	<i>Picea abies</i> , <i>Sorbus aucuparia</i> , <i>Deschampsia flexuosa</i> , <i>Oxalis acetosella</i>
								4.4-4.6	<i>Festuca ovina</i> , <i>Festuca rubra</i> , <i>Nardus stricta</i> , <i>Cytisus purgans</i>
Naafs et al., 2004	Madeira Island (Portugal)	32.759524*	-16.895778*	1175	-	-	Andisol	4-4.5	Grass
Nguyen Tu et al., 2001	Massif Central, France	45.1093*	2.6753*	-	-	-	-	-	<i>Ginkgo biloba</i>
Otto and Simpson., 2005	Lethbridge, Alberta, Canada	49.865942*	-112.82635*	-	-	-	Brown Chernozem	6-6.9	Western Wheatgrass (<i>Agropyron smithii</i>)
							Dark Brown Chernozem		
	Strathcona County, Alberta, Canada	54.211654*	-113.02797*	-	-	-	Dark Gray Chernozem	-	Quaking Aspen (<i>Populus tremula</i>)
	Hinton, Alberta, Canada	53.421871*	-117.57637*	-	-	-	Eutric Brunisol	-	Lodgepole Pine (<i>Pinus contorta</i>)
Schafer et al., 2016	26 locations across Central Europe	Between 45.6515 and 58.87	Between 7.17 and 21.24	16 – 899	5.3-11	470 - 1742	-	-	Grass, deciduous, coniferous
Stout, 2020	Missouri	37.75	-92.1	342	12.5	1071	-	-	<i>Quercus</i> , <i>Acer</i> , <i>Carya</i>
Struck et al., 2020	Two transects in Mongolia	Between 42.85992 and 48.80367	Between 97.22267 and 106.7665	1224-2792	-7.3-5.5	99.3-276.2	-	-	<i>Poaceae</i> , <i>Cyperaceae</i> ,

									<i>Artemisia spp.</i> , <i>Caragana spp.</i> and <i>Larix sp.</i>
Trigui et al., 2019	Armenia	45.166667	41	680-960	11	450- 550	-	-	Various
van der Voort et al., 2017	Lausanne	46.56666667	6.65	800-814	7.6	1134	Cambisol	4.6	<i>Fagus sylvatica</i>
	Beatenberg	46.7	7.76666667	1490- 1532	4.7	1163	Podzol	4.1	<i>Picea abies</i>
Wu 2019	Wayqecha, Madre de Dios, Peru	-13.1926	-71.588	3025	11.1	1560 - 5300	Umbrisol	-	<i>Weinmannia crassifolia</i> , <i>Clusia alata</i> cf., and <i>Hesperomeles ferruginea</i>
	San Pedro	-13.049	-71.537	1500	18.8		Cambisol	-	<i>Alchornea latifolia</i> , <i>Tachigali setifera</i> , and <i>Tapirira obtuse</i>
	Villa Carmen	-12.8961	-71.4183	614	22.9		-	-	Bamboo
	Los Amigos	-12.5588	-70.0993	286	24.4		Ultisol	-	<i>Inga</i>
Xie et al., 2004	Bolton Fell Moss, Cumbria, England	55.011389*	-2.798056*	-	-	-	-	-	<i>Sphagnum</i> mosses
Yao et al., 2019	Mountain Laji, China	36	101	2717- 4200	7.20	254.0 0	-	-	<i>Potentilla fruticosa</i> , <i>Stipa purpurea</i> ,
	Mountain Anizhihai, China	35	101	2622- 4157			-	-	<i>Carex dispalata</i> , <i>Kobresia pygmaea</i> , <i>Kobresia humilis</i> , <i>Elymus nutans</i> ,

									<i>polygonum viviparum,</i> <i>Polygonum sibiricum,</i> <i>Festuca ovina,</i> <i>Caragana sinica,</i> <i>Taraxacum mongolicum,</i> <i>Leontopodium nanum,</i> and <i>Poa pratensis.</i>
Zhang et al., 2017	Yichun peatland, China	48.516667	129.533333	370	-	-	-	-	<i>Sphagnum recurvum,</i> <i>Sphagnum palustre,</i> <i>Sphagnum jensenii,</i> <i>Sphagnum magellanicum,</i> <i>Sphagnum cuspidatulum</i>
	Hani peatland, China	42.216667	126.651667	900	4	757–930	-	-	<i>Sphagnum multifibrosum,</i> <i>Sphagnum acutifolioides</i>
	Dajiuhu peatland, China	31.466666	110	1700	7.2	1560	-	-	<i>Sphagnum palustre,</i> <i>Sphagnum compactum</i>
	Shiwangutian peatland, China	26.083333	110.366667	1690	12-13	1800	-	-	<i>Sphagnum magellanicum,</i> <i>Sphagnum multifibrosum,</i> <i>Sphagnum palustre,</i>

1090 1. For studies that did not provide exact coordinates, the latitude and longitude were estimated based on the location description provided. Estimated coordinates are marked with an asterisk.

									<i>Sphagnum portoricense</i>
--	--	--	--	--	--	--	--	--	------------------------------

1095 **Table 3. Data reporting guidelines adapted from Schädel et al. (2020)**

Variable	Suggested units	Essential/ Recommended	Notes
<i>Site information</i>			
Latitude/longitude	Decimal degrees	E	
Mean annual air temperature	°C	E	
Mean annual precipitation	mm	E	
Soil classification		E	Use the WRB or USDA guidelines
Vegetation		E	
<i>Soil characteristics</i>			
Soil depth	m	E	
Soil horizon		R	
SOC	mg C/ g dry weight or %	E	
pH		E	
Texture	% clay, silt, sand	R	
<i>For plant samples</i>			
Species		E	
Season of sampling		R	
<i>Biomarker data</i>			
Concentration of individual biomarkers	µg/g dry weight or µg/g OC	E	
Index measurements (e.g., ACL, CPI, OEP)		R	
Formula(s) used for index measurements		R	
<i>Extra variables for litterbag experiments</i>			
Duration	days	E	
Depth	m	E	If litterbags were buried

▼
▲
Pagina 15: [1] Verwijderd Carrie Thomas 25-07-2021 03:43:00

▼
▲
Pagina 15: [1] Verwijderd Carrie Thomas 25-07-2021 03:43:00

▼
▲
Pagina 15: [1] Verwijderd Carrie Thomas 25-07-2021 03:43:00

▼
▲
Pagina 15: [2] Verwijderd Carrie Thomas 30-04-2021 08:24:00

✕
▲
Pagina 15: [2] Verwijderd Carrie Thomas 30-04-2021 08:24:00

▼
▲
Pagina 15: [3] Verwijderd Carrie Thomas 25-07-2021 05:46:00

▼
▲
Pagina 15: [3] Verwijderd Carrie Thomas 25-07-2021 05:46:00

▼
▲
Pagina 15: [4] Verwijderd Guido Lars Bruno Wiesenberg 22-07-2021 10:14:00

▼
▲
Pagina 15: [4] Verwijderd Guido Lars Bruno Wiesenberg 22-07-2021 10:14:00

▼
▲
Pagina 15: [4] Verwijderd Guido Lars Bruno Wiesenberg 22-07-2021 10:14:00

▼
▲
Pagina 15: [5] Verwijderd Carrie Thomas 30-04-2021 08:25:00

▼
▲
Pagina 15: [5] Verwijderd Carrie Thomas 30-04-2021 08:25:00

▼
▲
Pagina 15: [6] Met opmaak Carrie Thomas 12-05-2021 03:52:00
Engels (V.S.)

▼
▲
Pagina 15: [6] Met opmaak Carrie Thomas 12-05-2021 03:52:00
Engels (V.S.)

▼
▲
Pagina 15: [7] Met opmaak Carrie Thomas 12-05-2021 03:52:00
Engels (V.S.)

▼
▲
Pagina 15: [7] Met opmaak Carrie Thomas 12-05-2021 03:52:00

▼

▲

Pagina 15: [8] Verwijderd	Guido Lars Bruno Wiesenberg	22-07-2021 10:15:00
---------------------------	-----------------------------	---------------------

▼

▲

Pagina 15: [8] Verwijderd	Guido Lars Bruno Wiesenberg	22-07-2021 10:15:00
---------------------------	-----------------------------	---------------------

▼

▲

Pagina 15: [8] Verwijderd	Guido Lars Bruno Wiesenberg	22-07-2021 10:15:00
---------------------------	-----------------------------	---------------------

▼

▲

Pagina 15: [8] Verwijderd	Guido Lars Bruno Wiesenberg	22-07-2021 10:15:00
---------------------------	-----------------------------	---------------------

▼

▲

Pagina 15: [9] Met opmaak	Carrie Thomas	25-07-2021 05:58:00
---------------------------	---------------	---------------------

Lettertype: Niet Vet, Engels (V.S.)

▲

Pagina 15: [9] Met opmaak	Carrie Thomas	25-07-2021 05:58:00
---------------------------	---------------	---------------------

Lettertype: Niet Vet, Engels (V.S.)

▲

Pagina 15: [10] Verwijderd	Carrie Thomas	25-07-2021 05:58:00
----------------------------	---------------	---------------------

▼

▲

Pagina 15: [10] Verwijderd	Carrie Thomas	25-07-2021 05:58:00
----------------------------	---------------	---------------------

▼

▲

Pagina 15: [10] Verwijderd	Carrie Thomas	25-07-2021 05:58:00
----------------------------	---------------	---------------------

▼

▲

Pagina 15: [10] Verwijderd	Carrie Thomas	25-07-2021 05:58:00
----------------------------	---------------	---------------------

▼

▲

Pagina 15: [11] Verwijderd	Guido Lars Bruno Wiesenberg	22-07-2021 10:20:00
----------------------------	-----------------------------	---------------------

▼

▲

Pagina 15: [11] Verwijderd	Guido Lars Bruno Wiesenberg	22-07-2021 10:20:00
----------------------------	-----------------------------	---------------------

▼

▲

Pagina 15: [12] Verwijderd	Guido Lars Bruno Wiesenberg	22-07-2021 10:21:00
----------------------------	-----------------------------	---------------------

▼

▲

Pagina 15: [12] Verwijderd	Guido Lars Bruno Wiesenberg	22-07-2021 10:21:00
----------------------------	-----------------------------	---------------------

▼

▲

Pagina 15: [13] Verwijderd	Guido Lars Bruno Wiesenberg	22-07-2021 10:21:00
----------------------------	-----------------------------	---------------------

▼

▼	▲	Pagina 15: [14] Verwijderd	Guido Lars Bruno Wiesenberg	22-07-2021 10:22:00
▼	▲	Pagina 15: [14] Verwijderd	Guido Lars Bruno Wiesenberg	22-07-2021 10:22:00
▼	▲	Pagina 16: [15] Verwijderd	Guido Lars Bruno Wiesenberg	22-07-2021 10:22:00
▼	▲	Pagina 16: [15] Verwijderd	Guido Lars Bruno Wiesenberg	22-07-2021 10:22:00
▼	▲	Pagina 16: [16] Met opmaak	Carrie Thomas	28-07-2021 00:24:00
		Engels (V.S.)		
▼	▲	Pagina 16: [16] Met opmaak	Carrie Thomas	28-07-2021 00:24:00
		Engels (V.S.)		
▼	▲	Pagina 16: [17] Verwijderd	Guido Lars Bruno Wiesenberg	22-07-2021 10:22:00
▼	▲	Pagina 16: [17] Verwijderd	Guido Lars Bruno Wiesenberg	22-07-2021 10:22:00
▼	▲	Pagina 16: [17] Verwijderd	Guido Lars Bruno Wiesenberg	22-07-2021 10:22:00
▼	▲	Pagina 16: [18] Verwijderd	Guido Lars Bruno Wiesenberg	22-07-2021 10:22:00
▼	▲	Pagina 16: [18] Verwijderd	Guido Lars Bruno Wiesenberg	22-07-2021 10:22:00
▼	▲	Pagina 16: [19] Met opmaak	Carrie Thomas	25-07-2021 06:07:00
		Subscript		
▼	▲	Pagina 16: [19] Met opmaak	Carrie Thomas	25-07-2021 06:07:00
		Subscript		
▼	▲	Pagina 16: [20] Met opmaak	Guido Lars Bruno Wiesenberg	22-07-2021 10:23:00
		Lettertype: Cursief		
▼	▲	Pagina 16: [20] Met opmaak	Guido Lars Bruno Wiesenberg	22-07-2021 10:23:00
		Lettertype: Cursief		
▼	▲	Pagina 16: [21] Verwijderd	Guido Lars Bruno Wiesenberg	22-07-2021 10:23:00

▼
▲

Pagina 16: [22] Verwijderd	Guido Lars Bruno Wiesenberg	22-07-2021 10:23:00
----------------------------	-----------------------------	---------------------

▼
▲

Pagina 16: [23] Verwijderd	Carrie Thomas	30-04-2021 08:24:00
----------------------------	---------------	---------------------

▼
▲

Pagina 16: [23] Verwijderd	Carrie Thomas	30-04-2021 08:24:00
----------------------------	---------------	---------------------

▼
▲

Pagina 16: [23] Verwijderd	Carrie Thomas	30-04-2021 08:24:00
----------------------------	---------------	---------------------

▼
▲

Pagina 16: [23] Verwijderd	Carrie Thomas	30-04-2021 08:24:00
----------------------------	---------------	---------------------

▼
▲

Pagina 16: [23] Verwijderd	Carrie Thomas	30-04-2021 08:24:00
----------------------------	---------------	---------------------

▼
▲

Pagina 16: [24] Met opmaak	Carrie Thomas	25-07-2021 06:08:00
----------------------------	---------------	---------------------

Engels (V.S.)

▼
▲

Pagina 16: [24] Met opmaak	Carrie Thomas	25-07-2021 06:08:00
----------------------------	---------------	---------------------

Engels (V.S.)

▼
▲

Pagina 16: [24] Met opmaak	Carrie Thomas	25-07-2021 06:08:00
----------------------------	---------------	---------------------

Engels (V.S.)

▼
▲

Pagina 16: [25] Verwijderd	Guido Lars Bruno Wiesenberg	22-07-2021 10:24:00
----------------------------	-----------------------------	---------------------

▼
▲

Pagina 16: [25] Verwijderd	Guido Lars Bruno Wiesenberg	22-07-2021 10:24:00
----------------------------	-----------------------------	---------------------

▼
▲

Pagina 16: [26] Verwijderd	Guido Lars Bruno Wiesenberg	22-07-2021 10:25:00
----------------------------	-----------------------------	---------------------

▼
▲

Pagina 16: [26] Verwijderd	Guido Lars Bruno Wiesenberg	22-07-2021 10:25:00
----------------------------	-----------------------------	---------------------

▼
▲

Pagina 16: [26] Verwijderd	Guido Lars Bruno Wiesenberg	22-07-2021 10:25:00
----------------------------	-----------------------------	---------------------

▼
▲

Pagina 16: [26] Verwijderd	Guido Lars Bruno Wiesenberg	22-07-2021 10:25:00
----------------------------	-----------------------------	---------------------

▼

Pagina 16: [28] Verwijderd	Guido Lars Bruno Wiesenberg	22-07-2021 10:27:00
----------------------------	-----------------------------	---------------------

▲

Pagina 16: [28] Verwijderd	Guido Lars Bruno Wiesenberg	22-07-2021 10:27:00
----------------------------	-----------------------------	---------------------

▼

Pagina 16: [28] Verwijderd	Guido Lars Bruno Wiesenberg	22-07-2021 10:27:00
----------------------------	-----------------------------	---------------------

▲

Pagina 22: [29] Met opmaak	Carrie Thomas	12-05-2021 04:06:00
----------------------------	---------------	---------------------

Engels (V.S.)

▲

Pagina 22: [30] Met opmaak	Guido Lars Bruno Wiesenberg	22-07-2021 10:52:00
----------------------------	-----------------------------	---------------------

Inspringing: Links: 0 cm, Verkeerd-om: 1.25 cm

▲

Pagina 22: [31] Met opmaak	Carrie Thomas	12-05-2021 04:06:00
----------------------------	---------------	---------------------

Engels (V.S.)

▲

Pagina 22: [32] Met opmaak	Guido Lars Bruno Wiesenberg	22-07-2021 10:52:00
----------------------------	-----------------------------	---------------------

Lettertype: Cursief, Engels (V.S.)

▲

Pagina 22: [33] Met opmaak	Carrie Thomas	12-05-2021 04:06:00
----------------------------	---------------	---------------------

Engels (V.S.)

▲

Pagina 22: [34] Met opmaak	Guido Lars Bruno Wiesenberg	22-07-2021 10:52:00
----------------------------	-----------------------------	---------------------

Lettertype: Cursief, Engels (V.S.)

▲

Pagina 22: [35] Met opmaak	Carrie Thomas	12-05-2021 04:06:00
----------------------------	---------------	---------------------

Engels (V.S.)

▲

Pagina 22: [36] Met opmaak	Carrie Thomas	12-05-2021 04:06:00
----------------------------	---------------	---------------------

Engels (V.S.)

▲

Pagina 22: [37] Met opmaak	Carrie Thomas	12-05-2021 04:06:00
----------------------------	---------------	---------------------

Engels (V.S.)

▲

Pagina 22: [38] Met opmaak	Carrie Thomas	12-05-2021 04:06:00
----------------------------	---------------	---------------------

Engels (V.S.)

▲

Pagina 22: [39] Wijzigen	Unknown	
--------------------------	---------	--

Gewijzigde veldcode

▲

Pagina 22: [40] Met opmaak	Carrie Thomas	12-05-2021 04:06:00
----------------------------	---------------	---------------------

Engels (V.S.)

▲

Pagina 22: [41] Met opmaak	Carrie Thomas	12-05-2021 04:06:00
----------------------------	---------------	---------------------

Engels (V.S.)

▲
Pagina 22: [44] Met opmaak **Carrie Thomas** **12-05-2021 03:52:00**

Engels (V.S.)

▲
Pagina 22: [45] Met opmaak **Guido Lars Bruno Wiesenberg** **22-07-2021 10:56:00**

Lettertype: Cursief

▲
Pagina 22: [46] Met opmaak **Guido Lars Bruno Wiesenberg** **22-07-2021 10:56:00**

Inspringing: Links: 0 cm, Verkeerd-om: 1.25 cm

▲
Pagina 22: [47] Met opmaak **Guido Lars Bruno Wiesenberg** **22-07-2021 10:56:00**

Lettertype: Cursief

▲