

Dear Sir,

We thank you very much for providing constructive and useful suggestion for our manuscript. We have modified the manuscript as per the given suggestions. The details of our responses and revisions are given below.

Comment: My overall assessment of the revised version of this manuscript, published on 07/10/2016, is that it addresses most of the questions raised by the reviewers, albeit some minor ones remain.

Our response: Thank you very much sire for your observation. We have also addressed minor problems as indicated by you and corrected the manuscript accordingly.

Comment: First I list those points raised by both reviewers that, in my view, have been address properly. 1- Make a clear definition of the situation and objectives of the experiment to avoid the impression that the manuscript presents three related (but not properly C1 SOILD Interactive comment Printer-friendly version Discussion paper coordinated) experiments. The changes made by the authors with a new version of introduction and M&Methods, including clearly stated objectives have addressed properly this issue. 2- The need for a better description of the experiments and methods, among them a better description of the pots and manure used. This has also been properly addressed. 3- Elimination of duplication of results presented in Tables and Graphs. This has also been properly addressed with the elimination of some Figures. The fourth, and major, issue raised by both reviewers was the need for a much improved presentation and discussion of the results. From reviewer 1 I quote, among some of them, “a) Irrelevant results were included (e.g., adding farmyard manure increased the soil OC, the addition of lime increased soil pH, ..., adding Zn (and FYM) to soil increased Zn concentration in plant)” b) “No critical levels of Zn in soil and/or plant tissues were indicated”. c) “Was the concentration of Zn in plants for unfavorable treatment below the critical values (literature)? Was there observed Zn deficiency symptoms in the plants with lower Zn concentration? –“ d) “The Tables do not clarify the results of statistical analysis (comparison of means). The differences observed between means of the different treatments should be indicated by adding the corresponding letter (a, b, c...) to each mean value” I also quote some of the major comments by reviewer 2. “a) To evaluate the interaction between the two variables (FYM, and lime dose) in the statistical model” b) “Been more critical when extrapolating optimum lime application from initial stages of the crop. 60 days in a 4 l pot, to an adult plant exploring a larger soil volume not considered in their experiment” c) “Use same symbol in the same soil to facilitate identification to reader in Figures.”

Our response: We do agree with you.

Comment: Many of these have been addressed but a few of them remain problematic. These issues can be summarized in: a- The statistical results presented in Tables 2 to 4 remain

difficult to understand. A better explanation of the statistical model used (a three factors analysis of variance with interaction among these factors by pairs as it seems reading the Tables?) should be included in the material and methods section (section 2.3) and also in an improved, more comprehensive, caption for these Tables.

Our response: We do agree with you. We have incorporated it in materials and method section (section 2.3) of the manuscript. We have modified the caption of the tables as suggested.

Comment: In its present form it is clear how to interpretate the difference between means for any given FYM and soil according to the LR and the Zinc levels. However it remains complicated to understand the statistical significance (or not) of the different treatments, and their interactions. For instance, in Table 2 Hariharapur soil series, dry matter results, what is the interpretation of the LSD(0.01) for Lime x FYM level = 0.61 in your results. Is it a significant or a non-significant interaction across the experimental results? This need be revised.

Our response: We have modified the results section of the manuscript by incorporating the information about the interaction effects of lime, Zn and FYM applications. A value for LSD (0.01) is mentioned in the table for significant results and “ns” is mentioned for non-significant results. Accordingly we have described the results. The interaction effect of Lime x FYM level on dry matter is significant having LSD (0.01) value 0.61 for Hariharapur series soil but the same is not significant for Debatoli series soil. We have incorporated this information in the manuscript.

Comment: Also indicate in the caption that double letters (e.g. aa, bb and so on) are used as single symbol for the mean values across the Zinc levels.

Our response: We have incorporated it in the captions of the tables.

Comment: 2- Graphs remain non-intuitive. Please try to use a more straightforward design. For instance use the same color in all the lines, use the symbol to identify the soil series. I mean the same symbol for the same soil series (e.g. solid square for Hariharapur and non-solid circle for Debatoli) and use the line style to differentiate between added or non-added FYM (e.g. continuous for added FYM and dotted for non-added FYM). Using for different colors and symbols makes more complicated a quick interpretation of the graphs.

Our response: We agree with you sir and we have modified the graphs as per the suggestion.

Comment: 3- Please in the conclusions be a bit more cautious about the need to extrapolate these results to field recommendations.

Our response: we do agree with you and we have modified the manuscript as per comments given in the PDF version of the manuscript.

Comment: 4- Some misspellings and sections that should be double checked for proper English editing remain. I have added some comments in the PDF version of the manuscript in order to help you to deal with these final issues, and also to improve the edition in English .

Our response: We have modified the manuscript as per the comments/suggestion given in the manuscript. We have also gone through the manuscript and double checked the English and cross checked the references. We have rectified the existing problems therein.

Comment: So my recommendation is that this revised version merits publication in SOIL but after the authors revise this, now minor changes, before final publication.

Our response: Thank you very much sir. We have revised the manuscript as per the suggestions.

With above modifications, we are hereby submitting the revised manuscript for your kind perusal and consideration.

With kind regards,

Sanjib Kumar Behera

# Effect of lime, farmyard manure and zinc application on soil properties, dry matter yield, zinc concentration and uptake by maize and extractable zinc in Alfisols

Sanjib K. Behera<sup>1</sup>, Arvind K. Shukla<sup>2</sup>, Brahma S. Dwivedi<sup>3</sup>, Brij L. Lakaria<sup>2</sup>

<sup>1</sup>ICAR-Indian Institute of Oil Palm Research, Pedavegi, West Godavari District, Andhra Pradesh 534450, India

<sup>2</sup>ICAR-Indian Institute of Soil Science, Nabibagh, Berasia Road, Bhopal, Madhya Pradesh 462038, India

<sup>3</sup>ICAR-Indian Agricultural Research Institute, Pusa, New Delhi, 110012, India

Correspondence to: Sanjib K. Behera ([sanjibkumarbehera123@gmail.com](mailto:sanjibkumarbehera123@gmail.com))

**Abstract.** Zinc (Zn) deficiency is widespread in all types of soils of world including acid soils affecting crop production and nutritional quality of edible plant parts. There is, however, limited information available regarding effects of lime, farmyard manure (FYM) and Zn addition to acid soils on dry matter yield, Zn concentration and uptake by maize (*Zea mays* L.), soil properties and extractable Zn by different extractants. Green house pot experiments were carried out in two acid soils to study the effect of five levels of lime (0, 1/10 lime requirement (LR), 1/3 LR, 2/3 LR and LR), three levels of Zn concentration (0, 2.5 and 5.0 mg Zn kg<sup>-1</sup> soil) and two levels of FYM (0 and 10 t ha<sup>-1</sup>) addition on dry matter yield, Zn concentration and uptake by maize plant grown up to 60 days, soil pH, EC and OC content and extractable Zn in soil. Lime rate of 1/3<sup>rd</sup> LR was found to be optimum as dry matter yield of maize increased significantly with lime application up to 1/3<sup>rd</sup> LR in soils of both the series and decreased subsequently. Addition of FYM with and without lime increased dry matter yield. Application of Zn up to 5.0 mg kg<sup>-1</sup> to soil increased dry matter yield with and without FYM application in soils of Hariharapur series. Addition of higher doses of lime significantly reduced Zn concentration in maize crop grown in soils of both the series. Mean Zn uptake values were at par for no lime, 1/10<sup>th</sup> LR and 1/3<sup>rd</sup> LR with and without FYM application and it was significantly higher than Zn uptake by 2/3<sup>rd</sup> LR and LR treatments. However, FYM application improved Zn uptake by maize crop. Increased level of lime

application reduced Zn extracted by DTPA, Mehlich 1, 0.1 N HCl and ABDTPA extractants. However, application of FYM along with lime improved Zn extraction. The amount of Zn extracted by different extractants followed the order DTPA-Zn < ABDTPA-Zn < Mehlich-1 Zn < 0.1 M HCl. Zn extracted by different extractants like DTPA, ABDTPA, Mehlich 1 and 0.1 M HCl was positively and significantly correlated amongst themselves and with dry matter yield, Zn concentration and Zn uptake by maize. Among the extractants, ABDTPA was found to be the best extractant for extraction of Zn in acid soils.

*Keywords:* Alfisol, Dry matter yield, Farmyard manure, Lime, Zinc concentration

## **1 Introduction**

Soil acidity is a serious problem affecting crop production across the world including India which is having 34.5% of arable land with acid soils (Maji et al., 2012). Ameliorating acid soils with suitable amendments and proper nutrient especially zinc (Zn) management in Zn-deficient acid soils (Rautaray et al., 2003; Behera et al., 2011) are areas of concern for obtaining higher crop yield. Amelioration of acidic soils is beneficial to plant growth because it improves soil pH and replenishes nutrients (Moon et al., 2014). Application of liming material is an effective method for amelioration of acid soils (Ponnette et al., 1991; Quoggio et al., 1995). Lime is normally oxides, carbonates and hydroxides of calcium or magnesium. There are about four types of lime viz., quicklime (CaO), slaked lime (Ca(OH)<sub>2</sub>), limestone (CaCO<sub>3</sub>) and dolomite. Application CaCO<sub>3</sub> to acid soils reduces soil acidity, improves basic cations status and significantly increases the yields of crops grown on Ultisol (Cifu et al., 2004). It also improves physical structure in nitric soils. However, adoption of standard recommendation of lime requirement (LR) for different groups of acid soils is difficult for farmers, which is uneconomical and unsustainable (Barman et al., 2014). Therefore, lower doses of LR like 1/10<sup>th</sup>, 1/3<sup>rd</sup> and 2/3<sup>rd</sup> of LR are often applied by the farmers.

Soil pH and organic matter content are the most important soil factors affecting phyto-availability of Zn in soil (Lindsay, 1972; Suman, 1986). Increased soil pH due to addition of lime can influence availability of Zn in soil by altering its equilibrium (Verma and Minhas, 1987). Higher level of soil pH results in reduced extractable Zn content due to increased adsorptive capacity, formation of hydrolyzed forms of zinc, chemisorption on calcium carbonate and co-precipitation in iron oxides (Cox and Kamprath, 1972). Available organic materials such as farmyard manure (FYM) are generally used by the farmers along with chemical fertilizers because it improves soil physical, chemical and biological properties (Nambiar, 1994). Addition of organic matter to soil results in enhanced microbiological activity which adds complexing agents as well as influences the redox status of soil. According to Moody et al. (1997), higher levels of organic matters enhance Zn availability by increasing exchangeable and organic fractions of Zn and reducing oxide fractions of Zn. The effect of addition of organic matter on Zn availability in soils has also been reported by different workers (Murthy, 1982; Ghanem and Mikkelsen, 1987). But the information regarding influence of addition of lime with and without FYM to acid soils on Zn availability in soil and Zn concentration and Zn uptake by crops is limited.

Appropriate soil tests for plant available Zn is not yet available for all types of agricultural soils around the world. However, extractants like diethylene triamine penta acetic acid (DTPA), ethylene diamine tetra acetic acid (EDTA), hydrochloric acid, ammonium bicarbonate-DTPA (ABDTPA), Mehlich 1 and Mehlich 3 are used for extraction of plant available Zn from soils (Alloway, 2008). But DTPA extractant is the most widely used. The DTPA soil test was originally developed to categorize near-neutral and calcareous soils with insufficient plant available Zn to support maximum yield of crops (Lindsay and Norvell, 1978). But the same has been used for acid soils also for extraction of plant available Zn. According to O'Connor (1988), whenever one strays from the original

design of the test, one should be aware of the possible consequences and pass that awareness on to others. Based on correlation among the extracted Zn by different extractants and with soil properties, Behera et al. (2011) reported the usefulness of DTPA, Mehlich 1, Mehlich 3, 0.1 N HCl and ABDTPA extractant for extraction of plant available Zn in acid soils of India. However, 0.1 N HCl was found to be best extractant (based on higher values of correlation coefficient with soil pH and OC) for extraction of plant available Zn in acid soils. But there is scanty information available regarding the relationship of extracted Zn by different extractants with Zn concentration and uptake by crop plants.

The information from the present study would be useful for assessment of extractable Zn and its management in acid soils where Zn availability is one of the main problems and Zn application is imminent and application of lime and FYM is a common practice. Keeping above facts in view, the present study was carried out (i) to evaluate the influence of lime, FYM and Zn addition on dry matter yield, Zn concentration and uptake by maize (*Zea mays* L.) crop and (ii) to evaluate the influence of lime, FYM and Zn addition to acid soils on soil pH, EC and OC content, extractable Zn as evaluated by different extractants.

## **2 Material and methods**

### *2.1 Soil and farmyard manure characteristics*

The bulk surface (0-15 cm depth) soils collected from Hariharpur series (Oxic Haplustalf, Alfisol (Soil Survey Staff, 2014)) and Debatoli series (Udic Rhodostalf, Alfisol (Soil Survey Staff, 2014)) of Bhubaneswar and Ranchi (India), respectively were used in the study. The collected soils were air dried and stone and debris were removed and then ground to pass a 2 mm sieve and analysed for selected properties (Table 1). Soil properties like pH and EC were measured in 1:2.5 (w/v) soil-water suspensions using pH meter and EC meter following half an hour equilibrium (Jackson, 1973). Soil organic carbon (OC) content was estimated by

chromic acid digestion-back titration method (Walkley and Black, 1934). The clay, silt and sand per cent of soils were determined by hydrometer method (Bouyoucos, 1962). Calcium carbonate ( $\text{CaCO}_3$ ) content was determined by rapid titration method (Puri, 1930) and cation exchange capacity (CEC) by neutral normal ammonium acetate method (Richards, 1954). Lime requirement (LR) of the soil was estimated by extractant buffer method (Shoemaker et al., 1961). The plant available Zn in soils was extracted by DTPA method (Lindsay and Norvell, 1978). Estimation of Zn concentration was done on the clear extract by atomic absorption spectrophotometer (AAS). After drying of FYM at 70 °C for 24 h followed by grinding to pass through 20 mesh sieve, one gram of ground FYM was dry-ashed at 450 °C for 2h. Ashed samples were extracted using 0.5 N HCl. Zn concentration was determined in filtered extracts. The total OC (loss on ignition), N (Kjeldahl method), P (nitric-perchloric 9:4 digestion) and K (nitric-perchloric 9:4 digestion) concentrations in FYM were estimated according to Tandon (2009) (Table 1).

## *2.2 Green house study, soil and plant analysis*

Pot experiments were carried out in two Hariharapur and Debatoli series soils. The experiments were carried out in plastic pots (each with diameter of 20 cm) having 4 kg of soil with five levels of LR (0, 1/10 LR, 1/3 LR, 2/3 LR and LR), three levels of Zn concentration (0, 2.5 and 5.0 mg Zn kg<sup>-1</sup> soil) and two levels of fresh FYM (35% moisture) (0 and 4.5 g FYM kg<sup>-1</sup> soil viz., 0 and 10 t FYM ha<sup>-1</sup>). Locally available FYM was used for the study and it was decomposed mixture of left over fodder fed to farm animals, animal dung and urine. All the pots received basal treatments of N-P<sub>2</sub>O<sub>5</sub>-K<sub>2</sub>O @ 150-60-40 kg ha<sup>-1</sup> (equivalent to 66.7-26.7-17.8 mg N-P<sub>2</sub>O<sub>5</sub>-K<sub>2</sub>O kg<sup>-1</sup> soil, respectively). Fertilizer N, P and K were applied through analytical grade urea, calcium dihydrogen orthophosphate and muriate of potash, respectively. Lime and Zn were added to soil through laboratory grade  $\text{CaCO}_3$  and  $\text{ZnSO}_4$  respectively. All nutrients were mixed in soil thoroughly before sowing of seeds. The soil in



each pot was then irrigated to field capacity with deionized water and kept for incubation for one week. Each treatment combination was replicated thrice in a factorial completely randomized design. Four seeds of cv. KH 101 of maize were sown in each pot. Two seedlings of maize per each pot were maintained after emergence. Pots were irrigated with water daily as per requirement of water on weight basis to maintain the field capacity. Above-ground biomass of plants from each pot was harvested at the end of 60 days of growth.

Harvested above-ground biomass of each pot was washed in deionized water, and then dried in oven at 70 °C for 48 h. After drying, dry matter yield (DMY) of each pot was recorded. Dried plant material was then ground in a stainless steel Wiley mill, and digested in a diacid mixture of HNO<sub>3</sub> and HClO<sub>4</sub> (Jackson, 1973). Zn concentration was then determined in aqueous extracts of the digested plant material by atomic absorption spectrophotometer (AAS). Zn uptake was calculated as DMY multiplied by the Zn concentration.

Soil sample from each pot were collected after harvesting of maize plants. Collected soil samples were processed and analyzed for pH, EC, OC content and DTPA-Zn concentration following the methods described above. The plant available Zn in soils was also extracted by DTPA (Lindsay and Norvell, 1978), Mehlich 1 (Perkins, 1970), 0.1 M HCl (Sorensen et al., 1971) and ABDTPA (Soltanpour and Schwab, 1977) extractants by following the respective prescribed methods. Estimation of Zn concentration was done on the clear extract by AAS.

### *2.3 Statistical analysis*

The data regarding soil properties, DMY, Zn concentration, Zn uptake and extracted Zn by different extractants subjected to analysis of variance method (Gomez and Gomez, 1984). A three factors analysis of variance with interaction among these factors by pairs was used for the study. Least square difference (LSD) at  $P \leq .01$  was used to compare among the treatment means. Pearson's correlation coefficient values were estimated to establish relationship

among soil properties, DMY, Zn concentration, Zn uptake and extracted Zn by different extractants.

### **3 Results**

#### *3.1 Dry matter yield*

DMY of maize increased significantly with lime application up to 1/3<sup>rd</sup> LR (Table 2, Fig. 1 a) in soils of both the series. This indicated that lime application @ 1/3<sup>rd</sup> of LR was optimum for these soils in the early stages of the crop. Application of higher doses of lime (2/3<sup>rd</sup> LR and LR) did not result in increased DMY. However, this finding needs to be verified by conducting field experiment. The mean DMY in 1/3<sup>rd</sup> LR treatment without FYM and with FYM was 139% and 149% of control respectively in Harihpur series soils. Similarly in Debatoli series soil, the mean DMY was 84% and 120% of control without and with FYM application respectively in combination with 1/3<sup>rd</sup> LR. Application of graded doses of Zn upto 5.0 mg kg<sup>-1</sup> to soil increased DMY with and without FYM application in Hariharapur series. Whereas in Debatoli series, application of graded doses of Zn up to 5 mg kg<sup>-1</sup> without FYM and application of Zn @ 2.5 mg kg<sup>-1</sup> with FYM enhanced DMY. Interaction effects of lime, Zn and FYM application were significant in Hariharapur series soil. Whereas, interaction effect of lime and Zn application was significant in Debatoli series soil.

#### *3.2 Zinc concentration and uptake by maize*

Addition of higher doses of lime significantly reduced Zn concentration in maize crop grown in soils of both the series (Table 2, Fig. 1 b). In contrast, application of Zn (@ 2.5 and 5.0 mg kg<sup>-1</sup>) and FYM (@ 10 t ha<sup>-1</sup>) increased Zn concentration in maize crop significantly in soils of both the series (Table 2, Fig 1c). In soils of Hariharapur series, application Zn @ 2.5 and 5 mg kg<sup>-1</sup> without and with FYM augmented Zn concentration in maize by 67.5 and 93.5 to 109 % respectively, as compared to control (No Zn). Similarly, increased Zn concentrations of 22

to 35 and 58 to 73% were recorded with application of Zn @ 2.5 and 5 mg kg<sup>-1</sup> without and with FYM respectively in comparison to no Zn control in soils of Debatoli series. However, the Zn concentration in maize under all the treatments were well above the critical Zn concentration of 15 to 22 mg kg<sup>-1</sup> for maize crop (Alloway, 2008) and no visual Zn deficiency symptoms in plants were recorded. Zn concentration in maize crop was significantly influenced by interaction effect of lime, Zn and FYM application in soils of both the series. Mean Zn uptake values were at par for no lime, 1/10<sup>th</sup> LR and 1/3<sup>rd</sup> LR with and without FYM application and it was significantly higher than Zn uptake by 2/3<sup>rd</sup> LR and LR treatments in soils of both the series (Table 2, Fig. 1 d). However, Zn and FYM application improved Zn uptake by maize crop in soils of both series (Fig. 1 e). Addition of Zn @ 2.5 and 5 mg kg<sup>-1</sup> enhanced Zn uptake by 67 to 100 and 122 to 150% respectively as compared to no Zn control in soils of Hariharapur series. Whereas, the enhancements in Zn uptake were 36 to 50, 73 to 117% due to application of Zn @ 2.5 and 5 mg kg<sup>-1</sup> respectively as compared to no Zn control in soils of Debatoli series. Interaction effect of lime, Zn and FYM application was significant on Zn uptake in Hariharapur series soil.

### *3.3 Soil properties*

Application of lime at different rates significantly increased pH in soils of both Hariharapur and Debatoli series (Table 3). With addition of graded doses of limes viz. from no lime, 1/10<sup>th</sup> LR, 1/3<sup>rd</sup> LR, 2/3<sup>rd</sup> LR and LR, soil pH increased from 4.58 to 7.16 (without FYM addition) and from 4.89 to 7.23 (with FYM addition) in Hariharapur series and from 5.83 to 6.95 (without FYM addition) and from 6.04 to 7.02 (with FYM addition) in Debatoli series. Application of FYM without lime increased soil pH in both soils (Table 3). Interaction effect of combined application of lime and FYM on soil pH was significant. Soil pH values obtained by addition of 2/3<sup>rd</sup> LR and LR along with FYM were at par. Addition of Zn did not have any effect on soil pH. Sole application of lime, FYM and Zn and their interaction did

not influence soil EC levels in soils of both the series (Table 3). However application of FYM increased soil OC content in soils of both series. Addition of lime and Zn and their interaction did not influence soil OC as expected.

### *3.4 Extractable zinc in post-harvest soil*

Data regarding amount Zn extracted by DTPA, Mehlich 1, 0.1 M HCl and ABDTPA extractants in post harvest soil are given in Table 4 and Figure 2. Perusal of data revealed significant effect of individual application of lime, FYM and Zn and their interaction on extracted Zn by different extractants. The amount of extracted Zn by DTPA, Mehlich 1, and ABDTPA extractants decreased with increased level of lime application in soils of both the series (Fig. 2 a, b, d). But addition of FYM (@ 10 t ha<sup>-1</sup>) in combination of different levels of lime led to marked enhancement of extracted Zn by different extractants in both the soils compared to only application of different lime levels (Table 4). Application Zn at different levels viz. 2.5 and 5.0 mg kg<sup>-1</sup> with and without FYM increased the concentration of extracted Zn by the different extractants. The amount of Zn extracted by DTPA, Mehlich 1, 0.1 M HCl and ABDTPA extractant varied from 1.10 to 1.76, 1.90 to 2.72, 2.70 to 3.26 and 1.72 to 2.42 mg kg<sup>-1</sup> respectively, under different levels of lime application across FYM and Zn application in soils of Hariharpur series. Whereas, the Zn extracted by DTPA, Mehlich 1, 0.1 M HCl and ABDTPA extractant varied from 1.82 to 2.69, 3.34 to 4.39, 4.22 to 5.07 and 2.82 to 3.36 mg kg<sup>-1</sup> respectively, under different levels of lime application across FYM and Zn application in soils of Debatoli series. In both the series, the extracted Zn followed the order DTPA-Zn < ABDTPA-Zn < Mehlich1-Zn < 0.1 M HCl-Zn.

## **4 Discussion**

Significant increase in DMY was recorded with application of lime up to 1/3<sup>rd</sup> LR. Increase in DMY with lime application up to 1/3<sup>rd</sup> LR may be ascribed to increase in soil pH and

positive influence on nutrient availability in soil (Tisdale, 2005). Our finding is in line with the observations made by Barman et al. (2014) who reported lime application at 1/3rd LR was optimum for obtaining cauliflower yield in Typic Fluvaquent soil of West Bengal, India. There was reduction in DMY with lime application at 2/3<sup>rd</sup> LR and LR in soils of both the series. This may be ascribed to reduced availability Zn in soil with 2/3<sup>rd</sup> LR and LR rate of lime application and adverse effect on other soil properties. This needs to be verified by conducting field experiment. Increased DMY due to FYM addition may be due to positive influence of on nutrient availability and uptake. Increased DMY due to Zn addition in soils of Hariharapur series revealed that Zn is a limiting nutrient in this soil. It was evident from low initial DTPA-Zn status ( $0.47 \text{ mg kg}^{-1}$ ) of this soil. Grain and vegetative tissue (stover) yield of maize increased significantly with successive application of Zn up to  $1 \text{ kg ha}^{-1}$  in a Zn-deficient (DTPA-Zn  $0.38 \text{ mg kg}^{-1}$ ) (Critical DTPA-Zn concentration  $0.60 \text{ mg kg}^{-1}$ ) Vertisol of India (Behera et al., 2015). Zn addition to a soil with  $0.18 \text{ mg kg}^{-1}$  Zn enhanced wheat grain yield (Cakmak et al., 2010a; Cakmak et al., 2010b). However in Debatoli series, DMY response to Zn application was obtained in spite of high initial DTPA-Zn status ( $1.45 \text{ mg kg}^{-1}$ ) which needs further investigation. In contrast to our findings, Zhang et al. (2012) and Wang et al. (2012) reported that zinc fertilizer application did not improve the biomass and grain yields of wheat and maize in rain-fed and low Zn calcareous soils of China. This may be attributed to Zn availability in soil influenced by several factors (Alloway, 2009) and efficiency of the crops/genotypes to utilize available Zn in soils (Cakmak et al., 1998).

Addition of lime significantly reduced Zn concentration. This may be due to reduced availability Zn and other micronutrients like Fe, Mn and Cu in soil due to increased soil pH. Soil pH significantly influences Zn distribution among different fractions and availability in soil (Sims, 1986; Smith, 1994) and the plant uptake is primarily related with different Zn fractions (Behera et al., 2008). However, FYM and Zn application improved Zn

concentration in maize but not Zn uptake. Application of 5 and 10 mg Zn kg<sup>-1</sup> enhanced Zn concentration of navy bean shoot from 19.93 mg kg<sup>-1</sup> to 38.12 and 54.8 mg kg<sup>-1</sup> respectively (Gonzalez et al., 2008). Significant increase in Zn concentration in ear leaves of spring maize, shoots of wheat and in maize and wheat grains was also reported by Wang et al. (2012). Payne et al. (1988) also reported increased Zn concentration in maize grain under highest ZnSO<sub>4</sub> application from a long-term experiment.

Application of increased rate of lime also enhanced soil pH. Anikwe et al. (2016) also reported increase in soil pH due to lime addition in an Ultisol of Nigeria. Application of lime along with FYM also enhanced soil pH. This is in line with the findings of Saha et al. (2012). Normally, addition of organic matter lowers soil pH by releasing H<sup>+</sup> ions associated with organic anions or by nitrification in an open system (Porter et al., 1980). But in contrary, it may cause pH increases either by mineralization of organic anions to CO<sub>2</sub> and water (thereby removing H<sup>+</sup> ions) or because of the 'alkaline' nature of the organic material (Helyar, 1976). Increase in soil pH due to addition FYM in our study may be due to operation of the second mechanism. Application of lime reduced the concentrations of extractable Zn extracted by DTPA, Mehlich 1 and ABDTPA extractants. Reduced availability of Zn in soil due to liming has also been reported by Tlustoš et al. (2006) and Vondráčková et al. (2013). It is because of conversion of plant available fractions of Zn to plant unavailable fractions resulting in effective immobilisation (Davis-Carter and Shuman, 1993). But application of FYM improved the concentrations of extracted Zn. Addition of organic matter led to formation of organic acids by microbial decomposition, which mobilize soil bound Zn and restrict the fixation of soluble Zn by chelating it (Shukla, 1971; Sarkar and Deb, 1982; Tagwira et al., 1992). It has also been reported by Saha et al. (1999) that application of organic matter to cultivated acid soils was essential to counteract the adverse effect of lime application on Zn availability. Application Zn with and without FYM enhanced the concentrations of extracted

Zn significantly. Rupa et al. (2003) also reported increased concentration of exchangeable plus water soluble, inorganically, organically and oxide bound Zn in two Alfisols due to addition of increased Zn rates. Soil pH was negatively and significantly correlated with Zn concentration ( $r = -0.509^{**}$ ,  $r = -0.343^{**}$ ) and Zn uptake by maize ( $r = -0.397^{**}$ ,  $r = -0.326^{**}$ ) in both the soil series (Table 5). This revealed that increased soil pH resulted in decreased Zn concentration and Zn uptake in maize and vice versa. Wang et al. (2006) also recorded increased Zn concentration in *Thlaspi caerulescens* with decreased soil pH. Soil OC content was positively and significantly correlated with DMY ( $r = 0.221^*$ ), Zn concentration ( $r = 0.232^*$ ) and Zn uptake ( $r = 0.294^{**}$ ) in Hariharpur series only. It was also positively and significantly correlated with DTPA, Mehlich 1 and 0.1 M HCl extracted Zn in soils of both the series. This is in line with the findings of Katyal and Sharma (1991) and Shidhu and Sharma (2010). DMY was positively and significantly correlated with Zn uptake ( $r = 0.605^{**}$ ,  $0.727^{**}$ ) in soils of both the series.

Among the extractants used in this study, DTPA extracted lowest amount of Zn. This is in agreement with the findings of Behera et al. (2011) who reported lowest amount of Zn extracted by DTPA compared other extractants like Mehlich 1, Mehlich 3, 0.1 M HCl and ABDTPA, by analysing four hundred soil samples collected from cultivated acid soils of India. This may be ascribed to lower extracting power of DTPA in these soils owing to reduced active sites of DTPA at lower pH values. Higher extractability of ABDTPA compared to DTPA in these soils because of ABDTPA solution pH of 7.6 which allowed DTPA to chelate and extract more Zn from soil. Mehlich 1 extractant which was originally developed for prediction of plant available P in acidic coastal plain soil ( $\text{pH} < 6.5$ ) with low cation exchange capacity ( $\text{CEC} < 10 \text{ meq}/100\text{g}$ ) and low organic matter ( $< 5\%$ ), extracted more amount of Zn compared to DTPA and ABDTPA extractants. Higher extractability of Zn by 0.1 M HCl has also been reported by Naik and Das (2010) as compared to DTPA and 0.05 M

HCl extracted Zn in low land rice soils. This is because 0.1 M HCl extracts Zn from freshly adsorbed iron and manganese oxides, carbonates, or decomposing organic matter and Zn bound with the octahedral-OH in layer silicates (Hodgson, 1963). Dilute mineral acids of pH 1-2 showed the greatest extracting power for extraction of Zn, followed by buffered solutions of pH 7-9 containing chelating agents and buffers or very dilute acids of pH 4-5 (Misra et al., 1989). Zhang et al. (2010) reported Zn extraction capacity of different extractants in the order of EDTA > Mehlich 3 > Mehlich 1 > DTPA > NH<sub>4</sub>OAc > CaCl<sub>2</sub> in polluted soils of rice in south-eastern China. The amount Zn extracted in polluted soils of central Iran followed the order Mehlich 3 > ABDTPA > DTPA > Mehlich 2 > CaCl<sub>2</sub> > HCl (Hosseiwnpur and Motaghian, 2015). DMY was positively and significantly correlated with Zn extracted by DTPA, Mehlich 1, 0.1 M HCl and ABDTPA extractants in Hariharpur series and Zn extracted by Mehlich 1, 0.1 M HCl and ABDTPA extractants in Debatoli series (Table 5). Zn concentration in maize was positively and significantly correlated with Zn uptake by maize and extracted Zn by different extractants in soils of both the series. Positive and significant correlation coefficient values were also obtained for Zn uptake vs Zn extracted by different extractants in soils of both the series. Zn extracted by different extractants in soils of both series were positively and significantly correlated with each other. The values of correlation coefficients ranged from  $r = 0.811^{**}$  to  $r = 0.937^{**}$ . This indicated that the trend of extraction of Zn from both the soils, by different extractants used in the study is similar. It corroborates the findings of Gartley et al. (2002), Mylavarapu et al. (2002), Nascimento et al. (2007) and Behera et al. (2011) who have reported the suitability of extractants like DTPA, ABDTPA, Mehlich 1, Mehlich 3 and 0.1 M HCl for extraction of phyto-available Zn in acids of different parts of the world. Since Zn extracted by different extractants like DTPA, ABDTPA, Mehlich 1 and 0.1 M HCl, was positively and significantly correlated amongst themselves and with DMY, Zn concentration and Zn uptake by maize, all these



extractants can be used for extraction of Zn from acid soils. However, ABDTPA extractant was found to be the best extractant for extraction of Zn in acid soils as the values of correlation coefficients between Zn concentration and Zn uptake by maize with extracted Zn by ABDTPA extractant were highest compared to that by other extractants.

## 5 Conclusion

Lime application of 1/3LR was found to be optimum for amelioration of the acid soils evaluated in the initial stages of the crop in pot experiments. This results merit confirmation in field conditions for the whole crop season. The concentration of Zn in maize tissue and extracted Zn by different extractants like DTPA, Mehlich 1, 0.1 M HCl and ABDTPA in both the soils reduced with lime application. Application of FYM along with lime improved the Zn concentration in maize plant and extractable Zn in soils. Since DTPA, Mehlich 1, 0.1 M HCl and ABDTPA extractable Zn in soils of both the series were positively and significantly correlated with dry matter yield, Zn concentration and Zn uptake, these extractants could be used for extraction of Zn in acid soils. However based on higher correlation coefficient values, ABDTPA was found to be best extractant for extraction of Zn in acid soils.

**Acknowledgements.** The study was supported by the grant from Indian Council of Agricultural Research, New Delhi. We thank the Director of ICAR-Indian Institute of Soil Science, Bhopal, Madhya Pradesh, India for providing necessary facilities for conducting the research work. We acknowledge the help rendered by Ms. P. Singh, Mr. R. Singh and Mr. D. K. Verma during the execution of the work. The authors thank the topical editor and the anonymous reviewers for their useful suggestions for improvement of the manuscript.

## References

- Alloway BJ (2008) Zinc in soils and crop nutrition. International Zinc Association, Brussels, Belgium. pp. 1-135.
- Alloway BJ (2009) Soil factors associated with zinc deficiency in crops and humans. *Environ Geochem Health* 31: 537–548.
- Anikwe MAN, Eze JC, Ibudialo AN, (2016) Influence of lime and gypsum application on soil properties and yield of cassava (*Manihot esculenta* Crantz.) in a degraded Ultisol in Agbani, Enugu Southeastern Nigeria . *Soil Till Res* 158: 32-38.
- Barman M, Shukla LM, Datta SP, Rattan RK (2014) Effect of applied lime and boron on the availability of nutrients in an acid soil. *J Pl Nutr* 37(3): 357-373.
- Behera SK, Shukla AK, Singh MV, Wanjari RH, Singh P (2015) Yield and zinc, copper, manganese and iron concentration in maize (*Zea mays* L.) grown on Vertisol as influenced by zinc application from various zinc fertilizers. *J Plant Nutri* 38(10): 1544-1557.
- Behera SK, Singh D, Dwivedi BS, Singh S, Kumar K, Rana DS (2008) Distribution of fractions of zinc and their contribution towards availability and plant uptake of zinc under long-term maize (*Zea mays* L.)-wheat (*Triticum aestivum* L.) cropping on an Inceptisol. *Aust J Soil Res* 46 (1): 83-89.
- Behera SK, Singh MV, Singh KN, Todwal S (2011) Distribution variability of total and extractable zinc in cultivated acid soils of India and their relationship with some selected soil properties. *Geoderma* 162 (3-4): 242-250.
- Bouyoucos GJ (1962) Hydrometer method improved for making particle size analysis of soils. *Agron J* 54: 464.

Cakmak I, Kalayci M, Kaya Y, Torun AA, Aydin N, Wang Y, Arisoy Z, Erdem H, Yazici A, Gokmen OLO, Horst, WJ (2010a) Biofortification and localization of zinc in wheat grain. *J Agric Food Chem* 58: 9092–9102.

Cakmak I, Pfeiffer WH, McClafferty B (2010b) Biofortification of durum wheat with zinc and iron. *Cereal Chem* 87: 10–20.

Cakmak I, Torun B, Erenoglu B, Ozturk L, Marschner H, Kalayci M, Ekiz H, Yilmaz A (1998) Morphological and physiological differences in the response of cereals to zinc deficiency. *Euphytica* 100: 349–357.

Cifu M, Xiaonan L, Zhihong C, Zhengyi H, Wanzhu M (2004) Long-term effects of lime application on soil acidity and crop yields on a red soil in Central Zhejiang. *Pl Soil* 265: 101-109.

Cox FR, Kamprath EJ (1972) Micronutrients soil tests. In: Mortvedt JJ, Giordano PM, Lindsay WL (Eds.), *Micronutrients in Agriculture*. Soil Science Society of America, Madison, WI.

Davis-Carter, JG, Shuman LM (1993) Influence of texture and pH of kaolinitic soils on zinc fractions and zinc uptake by peanuts. *Soil Sci* 155: 376–384.

Gartley KL, Sims JT, Olsen CT, Chu P (2002) Comparison of soil test extractants used in mid-Atlantic United States. *Commun Soil Sci Plant Anal* 33(5&6): 873-895.

Ghanem SA, Mikkelsen PS (1987) Effect of organic matter changes in soil zinc fractions found in wet land soils. *Commun Soil Sci Plant Anal* 18: 1217–1234.

Gomez KA, Gomez AA (1984) *Statistical Procedures for Agricultural Research*, 2nd ed. John Wiley & Sons, New York, NY.

Gonzalez D, Obrador A, Lopez-Valdivia LM, Alvarez JM (2008) Effect of zinc source applied to soils on its availability to navy bean. *Soil Sci Soc Am J* 72: 641–649.

Helyar KR (1976) Nitrogen cycling and soil acidification. *J Aust Inst Agric Sci* 42: 217-21.

Hodgson JF (1963) Chemistry of micronutrient elements in soils. *Adv Agron* 15: 119-150.

Hosseiniwarpur AR, Motaghian H (2015) Evaluating of many chemical extractants for assessment of Zn and Pb uptake by bean in polluted soils. *J Soil Sci Pl Nutri* 15 (1): 24-34.

Jackson ML (1973) *Soil Chemical Analysis*. Prentice Hall of India Pvt. Ltd, New Delhi.

Katyal JC, Sharma BD (1991) DTPA-extractable and total Zn, Cu, Mn and Fe in Indian soils and their association with some soil properties. *Geoderma* 49: 165-179.

Lindsay WL (1972) Zinc in soils and plant nutrition. In: Brady NC (Ed.), *Advances in Agronomy*. Academic press, San Diego. pp. 147-186.

Lindsay WL, Norvell WA (1978) Development of a DTPA soil test for zinc, iron, manganese and copper. *Soil Sci Soc Am J* 42: 421-448.

Maji AK, Obi Reddy GP, Sarkar D (2012) *Acid soils of India – Their extent and spatial distribution*. NBSSLUP Bull. 145, NBSS&LUP, Nagpur, India. 138 pp.

Misra AK, Nayar PK, Patnaik S (1989) Effect of flooding on extractable zinc, copper, boron, and molybdenum in soils and their relation with yield and uptake of these nutrients by rice (*Oryza sativa*). *Indian J Agril Sci* 59: 415-421.

Moody PW, Yo SA, Aitken RL (1997) Soil organic carbon, permanganate fractions, and the chemical properties of acid soils. *Aust J Soil Res* 35: 1301-1308.

Moon DH, Chang YY, Ok YS, Cheong KH, Koutsospyros A, Park JH, (2014) Amelioration of acidic soil using various renewable waste resources. *Environ Sci Poll Res* 21: 774-780.

Murthy ASP (1982) Zinc fractions in wetland rice soils and their availability to rice. *Soil Sci* 133: 150–154.

Mylavarapu RS, Sanchez JF, Nguyen JH, Bartos JM (2002) Evaluation of Mehlich-1 and Mehlich-3 extraction procedures for plant nutrients in acid mineral soils of Florida. *Commun Soil Sci Plant Anal* 33(5&6): 807-820.

Naik SS, Das DK (2010) Evaluation of various zinc extractants in lowland rice soils under the influence of zinc sulphate and chelated zinc. *Commun Soil Sci Plant Anal* 41: 122-134.

Nambiar KKM (1994) Soil fertility and crop productivity under long-term fertilizer use in India. Indian Council of Agricultural Research, New Delhi.

Nascimento CWA, Melo EEC, Nascimento RSMP, Leite PVV (2007) Effect of liming on the plant availability and distribution of zinc and copper among soil fractions. *Commun Soil Sci Plant Anal* 38: 545-560.

O' Connor GA (1988) Use and Misuse of the DTPA soil test. *J Environ Qual* 17: 715-718.

Payne GG, Martens DC, Winarko C, Perera NF (1988) Form and availability of copper and zinc following long-term copper sulfate and zinc sulfate applications. *J Environ Qual* 17: 707-711.

Perkins HF (1970) A rapid method of evaluating the zinc status of coastal plain soils. *Commun Soil Sci Plant Anal* 1: 35-42.

Ponnette Q, Frankart R, Poma Rojas W, Petit C (1991) Effects of mineral amendments on the physico-chemical properties of a brown acid soil in a beech stand in the Belgian Ardennes. *Pedologie* 41: 89-100.

Porter WM, Cox WJ, Wilson I (1980). Soil acidity ... is it a problem in Western Australia? *West Aust J Agric* 21: 126-33.

Puri AN (1930) A new method for estimating total carbonates in soil. *Imp Agric Res Pusa Bull* 206, pp. 7.

Quoggio JA, Gallo PB, Mascarenhas HA (1995) Agronomic efficiency of limestone with different acid-neutralizing capacity under field condition. *Plant-Soil Interactions at Low pH: Principle and Management*, pp: 491–496.

Rautaray SK, Ghosh BC, Mitra BN (2003) Effect of fly ash, organic wastes, and chemical fertilizers on yield, nutrient uptake, heavy metal content and residual fertility in a rice-mustard cropping sequence under acid lateritic soil. *Biores Techn* 90: 275-283.

Richards LA (1954) *Diagnosis and Improvement of Saline and Alkali soils*. USDA Agricultural Handbook No. 60. US Government Printing Office, Washington, DC.

Rupa TR, Rao CS, Rao AS, Singh M (2003) Effect of farmyard manure and phosphorous on zinc transformations and phyto-availability in two alfisols of India. *Biores Tech* 87: 279-288.

Saha JK, Adhikari T, Mandal B (1999) Effect of lime and organic matter on distribution of zinc, copper, iron, and manganese in acid soils. *Commun Soil Sci Plant Anal* 30 (13-14): 1819-1829.

Sarkar AK, Deb DL (1982) Zinc fractions in rice soils and their contribution to plant uptake. *J Indian Soc Soil Sci* 30: 63–69.

Shaha SC, Kashem MA, Khan TO (2012) Effect of Lime and Farmyard Manure on the Concentration of Cadmium in Water Spinach (*Ipomoea aquatica*). *ISRN Agron*. DOI:10.5402/2012/719432

Shoemaker HE, McLean EO, Pratt PF (1961) Buffer methods for determining lime requirement of soils with appreciable amounts of extractable aluminium. *Proc Soil Sci Soc Am* 25: 274-277.

Shukla UC (1971) Organic matter and zinc availability in soil. *Pl Soil* 6(4): 309-314.

Shuman LM (1986) Effect of liming on the distribution of manganese, copper, iron and zinc among the soil fractions. *Soil Sci Soc Am J* 50: 1236-1240.

Sidhu GS, Sharma BD (2010) Diethylenetriaminepentaacetic acid-extractable micronutrients status in soil under a rice-wheat system and their relationship with soil properties in different agroclimatic zones of Indo-Gangetic Plains of India. *Commun Soil Sci Plant Anal* 41: 29-51.

Sims JT (1986) Soil pH effects on the distribution and plant availability of manganese, copper and zinc. *Soil Sci Soc Am J* 50: 367–373.

Smith SR (1994) Effect of soil pH on availability to crops of metals in sewage sludge treated soils. I. Nickel, copper and zinc uptake and toxicity to ryegrass. *Environ Pollut* 85: 321–327.

Soil Survey Staff (2014) 'Keys to Soil Taxonomy.' 12th edn (USDA-Natural Resources Conservation Service: Washington, DC).

Soltanpour PN, Schwab AP (1977) A new soil test for simultaneous extraction of macro and micronutrients in alkaline soils. *Commun Soil Sci Pl Anal* 8: 195-207.

Sorensen RC, Oelsgle DD, Knuden D (1971) Extraction of Zn, Fe and Mn from soils with 0.1 M hydrochloric acid as affected by soil properties, solution, soil ratio; and length of extraction period. *Soil Sci* 11: 352-359.

Tagwira F, Piha M, Mugwira L (1992) Effect of pH, and phosphorus and organic matter contents on zinc availability and distribution in two Zimbabwean soils. *Commun Soil Sci Plant Anal* 23: 1485-1500.

Tandon HLS (Ed.) (2009) *Methods of Analysis of Soils, Plants, Waters, Fertilizers and Organic Manures*. Fertilizer Development and Consultation Organisation, New Delhi, India. pp. 204.

Tisdale SL, Havlin A, Nelson WL, Beton JD (2005) *Soil Fertility and Fertilizers*. New Delhi: Pearson Education, Inc.

- Tlustoš P, Száková J, Kořínek K, Pavlíková D, Hanč A, Balík J (2006) The effect of liming on cadmium, lead, and zinc uptake reduction by spring wheat grown in contaminated soil. *Plant Soil Environ* 52 (1): 16–24.
- Verma TS, Minhas RS (1987) Zinc and phosphorus interaction in a wheat-maize cropping system. *Fert Res* 13: 77- 86.
- Vondráčková S, Hejzman M, Tlustoš P, Száková J (2013) Effect of quick lime and dolomite application on mobility of elements (Cd, Zn, Pb, As, Fe, and Mn) in contaminated soils. *Pol J Environ Stud* 22(2): 577-589.
- Walkley AJ, Black IA (1934) An examination of the Degtjareff method for determining soil organic matter and a proposed modification of the chromic acid titration method. *Soil Sci* 37: 29-38.
- Wang AS, Angle JS, Chaney RL, Delorme TA, Reeves RD (2006) Soil pH effects on uptake of Cd and Zn by *Thlaspi caerulescens*. *Pl Soil* 281: 325–337.
- Wang J, Mao H, Zhao H, Huang D, Wang Z (2012) Different increases in maize and wheat grain zinc concentrations caused by soil and foliar applications of zinc in Loess Plateau, China. *Field Crops Res* 135: 89–96.
- Zhang M, Liu Z, Wang H (2010) Use of single extraction methods to predict bioavailability of heavy metals in polluted soils of rice. *Commun Soil Sci Plant Anal* 41: 820-831.
- Zhang YQ, Sun YX, Ye YL, Rezaul Karim M, Xue YF, Yan P, Meng QF, Cui ZL, Cakmak I, Zhang FS, Zou CQ (2012) Zinc biofortification of wheat through fertilizer applications in different locations of china. *Field Crop Res* 125: 1–7.



**Table 1** Some selected characteristics of the experimental soils and farmyard manure.

Characteristics	Experimental soils	
	Hariharapur series	Debatoli series
Taxonomic classification	Oxic Haplustalfs	Udic Rhodustalfs
pH (1:2.5)	4.50	5.80
EC (dS m <sup>-1</sup> )	0.14	0.23
Organic carbon (%)	0.31	0.22
Clay (%)	12.1	14.2
Silt (%)	15.0	11.6
Sand (%)	73.2	75.1
CaCO <sub>3</sub> (%)	20.0	32.0
CEC (cmol(p <sup>+</sup> ) kg <sup>-1</sup> )	3.90	5.10
Lime requirement (g kg <sup>-1</sup> )	3.34	1.51
DTAP-Zn (mg kg <sup>-1</sup> )	0.47	1.45
	Farmyard manure	
Total organic carbon (%)	0.22	
Total N (%)	0.48	
Total P (%)	0.10	
Total K (%)	0.55	
Total Zn (mg kg <sup>-1</sup> )	12	

\*Critical concentration of DTPA-Zn is 0.60 mg kg<sup>-1</sup>

**Table 2** Effects of FYM, lime and Zn application on dry matter yield, Zn concentration and Zn uptake by maize differences among the means of different treatments. Double letters (i.e. aa, bb and so on) are used as single symbols for the Zn levels. Symbol ns indicates non-significant result.

Treatments	No FYM				FYM (10 t ha <sup>-1</sup> )			
	No Zn	2.5 mg Zn kg <sup>-1</sup>	5.0 mg Zn kg <sup>-1</sup>	Mean	No Zn	2.5 mg Zn kg <sup>-1</sup>	5.0 mg Zn kg <sup>-1</sup>	Mean
Hariharapur series								
	Dry matter (g pot <sup>-1</sup> )							
No lime	1.64	2.02	2.04	1.90a	2.06	2.60	2.23	2.23
1/10 <sup>th</sup> LR	2.43	2.37	2.16	2.32b	2.21	2.74	2.66	2.66
1/3 <sup>rd</sup> LR	2.88	2.87	2.96	2.83c	2.57	2.89	3.66	3.66
2/3 <sup>rd</sup> LR	2.65	2.37	2.66	2.64c	2.40	2.40	3.01	3.01
LR	1.77	2.06	2.52	2.12ab	1.94	2.05	2.71	2.71
Mean	2.27aa	2.34aa	2.47bb	-	2.23cc	2.53cce	2.85d	2.85d
LSD (0.01)	Lime = 0.30, Zn level = 0.11, FYM level = 0.25, Lime x Zn level = 0.50, Lime x FYM level = 0.61, Zn concentration (mg kg <sup>-1</sup> )							
	Zn concentration (mg kg <sup>-1</sup> )							
No lime	54.0	84.0	112	83.3a	57.4	104	119	119
1/10 <sup>th</sup> LR	53.3	87.4	113	84.6a	59.2	99.5	119	119
1/3 <sup>rd</sup> LR	38.5	63.5	75.0	59.0b	46.3	72.8	80.0	80.0
2/3 <sup>rd</sup> LR	27.4	52.7	60.8	47.0c	35.4	59.8	67.6	67.6
LR	25.2	44.8	54.2	41.4d	31.2	48.9	58.1	58.1
Mean	39.7aa	66.5bb	83.0cc	-	45.9dd	76.9ee	88.8	88.8
LSD (0.01)	Lime = 3.50, Zn level = 0.11, FYM level = 2.00, Lime x Zn level = 3.21, Lime x FYM level = 5.70, Zn uptake (mg pot <sup>-1</sup> )							
	Zn uptake (mg pot <sup>-1</sup> )							
No lime	0.11	0.14	0.23	0.16a	0.12	0.27	0.26	0.26
1/10 <sup>th</sup> LR	0.13	0.21	0.24	0.19b	0.13	0.27	0.32	0.32
1/3 <sup>rd</sup> LR	0.10	0.18	0.22	0.17c	0.11	0.21	0.29	0.29
2/3 <sup>rd</sup> LR	0.08	0.13	0.16	0.12d	0.09	0.14	0.20	0.20
LR	0.05	0.09	0.14	0.09e	0.06	0.10	0.16	0.16

Mean            0.09aa        0.15bb        0.20cc        -        0.10dd        0.20dd        0.25c  
 LSD (0.01)    Lime = 0.002, Zn level = 0.005, FYM level = 0.004, Lime x Zn level = 0.008, Lime x FYM level = 0.004  
 Debatoli series

	Dry matter (g pot <sup>-1</sup> )						
No lime	2.84	3.55	4.19	3.53a	3.45	3.72	3.44
1/10 <sup>th</sup> LR	3.37	3.94	4.52	3.94b	3.56	4.06	4.21
1/3 <sup>rd</sup> LR	3.71	4.32	4.54	4.19b	3.80	4.84	4.46
2/3 <sup>rd</sup> LR	3.55	3.67	4.43	3.88b	3.53	3.74	3.76
LR	3.27	3.54	3.46	3.42c	3.46	3.59	3.55
Mean	3.35aa	3.80bb	4.23cc	-	3.56dd	3.99dd	3.88cc
LSD (0.01)	Lime = 0.32, Zn level = 0.22, FYM level = ns, Lime x Zn level = 0.58, Lime x FYM level = ns, Zn level x FYM level = ns						

	Zn concentration (mg kg <sup>-1</sup> )						
No lime	62.2	85.0	119	88.7a	71.0	86.2	126
1/10 <sup>th</sup> LR	60.4	78.4	105	81.3b	70.7	84.3	116
1/3 <sup>rd</sup> LR	55.3	68.9	94.8	73.0c	71.6	77.3	97.9
2/3 <sup>rd</sup> LR	47.8	66.5	75.2	63.2d	52.4	69.5	80.2
LR	39.7	60.6	64.8	55.0e	44.8	62.6	70.6
Mean	53.1aa	71.9bb	91.8cc	-	62.1dd	76.0ee	98.1cc
LSD (0.01)	Lime = 1.80, Zn level = 0.20, FYM level = 1.50, Lime x Zn level = 2.10, Lime x FYM level = 3.80, Zn level x FYM level = ns						

	Zn uptake (mg pot <sup>-1</sup> )						
No lime	0.18	0.30	0.50	0.33a	0.25	0.32	0.44
1/10 <sup>th</sup> LR	0.20	0.31	0.47	0.33a	0.24	0.34	0.49
1/3 <sup>rd</sup> LR	0.21	0.30	0.43	0.31b	0.27	0.37	0.44
2/3 <sup>rd</sup> LR	0.17	0.24	0.33	0.25c	0.19	0.26	0.30
LR	0.13	0.21	0.23	0.19d	0.15	0.23	0.25
Mean	0.18aa	0.27bb	0.39cc	-	0.22dd	0.30ee	0.38cc
LSD (0.01)	Lime = 0.03, Zn level = 0.11, FYM level = 0.02, Lime x Zn level = ns, Lime x FYM level = 0.08, Zn level x FYM level = ns						

**Table 3** Effects of FYM, lime and Zn application on soil pH, EC and OC content. Letters indicate observed different treatments. Double letters (i.e. aa, bb and so on) are used as single symbol for the mean values across the non-significant result.

Treatments	No FYM				FYM (10 t/ha)		
	No Zn	2.5 mg Zn kg <sup>-1</sup>	5.0 mg Zn kg <sup>-1</sup>	Mean	No Zn	2.5 mg Zn kg <sup>-1</sup>	5.0 mg Zn kg <sup>-1</sup>
Hariharapur series							
pH							
No lime	4.56	4.57	4.61	4.58a	5.16	5.10	5.34
1/10 <sup>th</sup> LR	4.80	5.01	4.83	4.88b	5.46	5.42	5.44
1/3 <sup>rd</sup> LR	5.69	6.14	5.57	5.80c	5.93	6.49	5.97
2/3 <sup>rd</sup> LR	6.45	6.53	6.62	6.53d	6.92	7.08	6.57
LR	7.23	7.25	6.99	7.16e	7.37	7.17	7.38
Mean	5.75aa	5.90aa	5.72aa	-	6.17bb	6.25bb	6.14bc
LSD (0.01)	Lime = 0.19, Zn level = ns, FYM level = 0.25, Lime x Zn level = ns, Lime x FYM level = 0.51, EC (dS m <sup>-1</sup> )						
No lime	0.14	0.11	0.13	0.13a	0.13	0.15	0.14
1/10 <sup>th</sup> LR	0.14	0.10	0.10	0.12a	0.15	0.11	0.12
1/3 <sup>rd</sup> LR	0.13	0.13	0.11	0.12a	0.12	0.10	0.14
2/3 <sup>rd</sup> LR	0.12	0.13	0.11	0.12a	0.12	0.15	0.10
LR	0.13	0.14	0.12	0.13a	0.15	0.14	0.15
Mean	0.13aa	0.12aa	0.11aa	-	0.13aa	0.13aa	0.13a
LSD (0.01)	Lime = ns, Zn level = ns, FYM level = ns, Lime x Zn level = ns, Lime x FYM level = ns, Zn level = ns, OC (%)						
No lime	0.26	0.27	0.25	0.26a	0.32	0.37	0.34
1/10 <sup>th</sup> LR	0.27	0.24	0.27	0.26a	0.33	0.34	0.39
1/3 <sup>rd</sup> LR	0.25	0.24	0.27	0.25a	0.31	0.36	0.37
2/3 <sup>rd</sup> LR	0.27	0.25	0.23	0.25a	0.30	0.34	0.32
LR	0.24	0.21	0.22	0.22a	0.25	0.34	0.33

Mean            0.26aa        0.24aa        0.25aa        -        0.30bb        0.35bb        0.35t  
 LSD (0.01)    Lime = ns, Zn level = ns, FYM level = 0.03, Lime x Zn level = ns, Lime x FYM level = ns, Zn l  
 Debatoli series

	pH						
No lime	5.88	5.85	5.77	5.83a	6.14	6.17	6.45
1/10 <sup>th</sup> LR	5.93	5.88	5.94	5.92b	6.28	6.42	6.56
1/3 <sup>rd</sup> LR	6.38	6.21	6.21	6.27c	6.44	6.57	6.58
2/3 <sup>rd</sup> LR	6.64	6.67	6.6	6.64d	6.76	6.75	6.65
LR	6.96	6.99	6.9	6.95e	7.27	6.87	7.14
Mean	6.36aa	6.32aa	6.28aa	-	6.58bb	6.56bb	6.67t
LSD (0.01)	Lime = 0.17, Zn level = ns, FYM level = 0.20, Lime x Zn level = ns, Lime x FYM level = 0.47, EC (dS m <sup>-1</sup> )						

No lime	0.23	0.22	0.27	0.24a	0.21	0.26	0.23
1/10 <sup>th</sup> LR	0.27	0.27	0.23	0.25a	0.21	0.23	0.20
1/3 <sup>rd</sup> LR	0.23	0.23	0.24	0.23a	0.17	0.29	0.25
2/3 <sup>rd</sup> LR	0.23	0.21	0.21	0.21a	0.23	0.19	0.24
LR	0.24	0.17	0.29	0.23a	0.19	0.30	0.26
Mean	0.24aa	0.22aa	0.25aa	-	0.20aa	0.25aa	0.24t
LSD (0.01)	Lime = ns, Zn level = ns, FYM level = 0.04, Lime x Zn level = ns, Lime x FYM level = ns, Zn l						

	OC (%)						
No lime	0.21	0.28	0.22	0.24a	0.22	0.29	0.30
1/10 <sup>th</sup> LR	0.22	0.22	0.21	0.22a	0.28	0.28	0.28
1/3 <sup>rd</sup> LR	0.21	0.25	0.24	0.23a	0.28	0.26	0.29
2/3 <sup>rd</sup> LR	0.18	0.22	0.25	0.21a	0.31	0.25	0.28
LR	0.21	0.25	0.26	0.24a	0.28	0.30	0.28
Mean	0.21aa	0.24aa	0.24aa	-	0.27bb	0.27bb	0.29t
LSD (0.01)	Lime = ns, Zn level = ns, FYM level = 0.04, Lime x Zn level = ns, Lime x FYM level = ns, Zn l						

**Table 4** Effects of FYM, lime and Zn application on extractable Zn in soils. Letters indicate observed difference treatments. Double letters (i.e. aa, bb and so on) are used as single symbol for the mean values across the Zn levels.

Treatments	No FYM				FYM (0.25 t ha <sup>-1</sup> )		
	No Zn	2.5 mg Zn kg <sup>-1</sup>	5.0 mg Zn kg <sup>-1</sup>	Mean	No Zn	2.5 mg Zn kg <sup>-1</sup>	5.0 mg Zn kg <sup>-1</sup>
Hariharapur series							
DTPA-Zn (mg kg <sup>-1</sup> )							
No lime	0.40	1.44	2.95	1.60a	0.88	1.68	3.21
1/10 <sup>th</sup> LR	0.40	1.24	2.30	1.31b	0.66	1.67	3.20
1/3 <sup>rd</sup> LR	0.38	1.06	1.64	1.03c	0.61	1.62	2.68
2/3 <sup>rd</sup> LR	0.37	0.86	1.45	0.89d	0.44	1.59	2.55
LR	0.34	0.77	1.25	0.79e	0.44	1.27	2.53
Mean	0.38aa	1.08bb	1.92cc	-	0.61dd	1.57ee	2.83
LSD (0.01)	Lime = 0.02, Zn level = 0.25, FYM level = 0.20, Lime x Zn level = 0.35, Lime x FYM level = 0.05						
Mehlich 1-Zn (mg kg <sup>-1</sup> )							
No lime	0.78	1.68	3.85	2.10a	1.23	3.70	5.08
1/10 <sup>th</sup> LR	0.77	1.66	3.74	2.06b	1.17	3.20	4.88
1/3 <sup>rd</sup> LR	0.74	1.50	3.27	1.84c	1.05	2.64	4.79
2/3 <sup>rd</sup> LR	0.66	1.48	2.26	1.47d	1.03	2.54	4.49
LR	0.51	1.24	1.92	1.22e	0.94	2.54	4.25
Mean	0.69aa	1.51bb	3.01cc	-	1.09dd	2.92ee	4.70
LSD (0.01)	Lime = 0.10, Zn level = 0.42, FYM level = 0.25, Lime x Zn level = 0.55, Lime x FYM level = 0.05						
0.1 M HCl-Zn (mg kg <sup>-1</sup> )							
No lime	0.90	2.50	4.62	2.67a	1.50	3.81	6.24
1/10 <sup>th</sup> LR	0.89	2.31	4.61	2.60b	1.34	3.72	6.20
1/3 <sup>rd</sup> LR	0.84	2.25	4.28	2.46c	1.33	3.39	5.68
2/3 <sup>rd</sup> LR	0.84	2.18	3.94	2.32d	1.22	3.05	5.62

LR	0.84	1.93	3.91	2.23e	1.06	3.03	5.43
Mean	0.86aa	2.23bb	4.27cc	-	1.29dd	3.40ee	5.83
LSD (0.01)	Lime = 0.02, Zn level = 0.30, FYM level = 0.27, Lime x Zn level = 0.37, Lime x FYM level = 0.1						
	ABDTPA-Zn (mg kg <sup>-1</sup> )						
No lime	0.71	2.03	4.06	2.27a	1.16	2.54	3.98
1/10 <sup>th</sup> LR	0.68	1.98	3.19	1.95b	1.11	2.43	3.92
1/3 <sup>rd</sup> LR	0.59	1.70	2.62	1.64c	1.00	2.43	3.84
2/3 <sup>rd</sup> LR	0.52	1.52	2.29	1.44d	0.95	2.37	3.61
LR	0.49	1.25	2.12	1.29e	0.93	2.21	3.31
Mean	0.60aa	1.70bb	2.85cc	-	1.03dd	2.40ee	3.73
LSD (0.01)	Lime = 0.05, Zn level = 0.28, FYM level = 0.32, Lime x Zn level = 0.32, Lime x FYM level = 0.4						
Debatoli series							
	DTPA-Zn (mg kg <sup>-1</sup> )						
No lime	1.45	2.62	3.29	2.45a	1.63	2.80	4.33
1/10 <sup>th</sup> LR	1.30	2.32	2.93	2.18b	1.37	2.54	4.01
1/3 <sup>rd</sup> LR	1.08	1.94	2.91	1.98bd	1.32	2.37	3.79
2/3 <sup>rd</sup> LR	0.99	1.78	2.80	1.86cd	1.08	2.25	2.95
LR	0.77	1.72	2.73	1.74c	0.99	2.21	2.48
Mean	1.12aa	2.08bb	2.93cc	-	1.28dd	2.43ee	3.51
LSD (0.01)	Lime = 0.21, Zn level = 0.50, FYM level = 0.35, Lime x Zn level = 0.75, Lime x FYM level = 0.7						
	Mehlich 1-Zn (mg kg <sup>-1</sup> )						
No lime	1.73	3.61	6.78	4.04a	2.64	4.78	6.78
1/10 <sup>th</sup> LR	1.63	3.60	6.59	3.94b	2.44	4.20	6.28
1/3 <sup>rd</sup> LR	1.51	3.44	6.12	3.69c	2.42	4.10	6.21
2/3 <sup>rd</sup> LR	1.49	3.33	4.13	2.98d	2.40	4.06	5.69
LR	1.26	3.15	4.06	2.82e	2.37	3.74	5.46
Mean	1.53aa	3.43bb	5.54cc	-	2.45dd	4.18ee	6.08
LSD (0.01)	Lime = 0.09, Zn level = 0.50, FYM level = 0.28, Lime x Zn level = 0.45, Lime x FYM level = 0.4						

---

	0.1 M HCl-Zn (mg kg <sup>-1</sup> )						
No lime	2.35	4.26	4.66	3.76a	2.80	4.54	6.69
1/10 <sup>th</sup> LR	2.32	4.42	5.34	4.03b	2.75	4.70	6.93
1/3 <sup>rd</sup> LR	2.22	4.40	6.07	4.23c	2.86	5.25	7.61
2/3 <sup>rd</sup> LR	2.23	3.87	7.46	4.52d	2.91	5.14	7.01
LR	2.22	4.53	6.96	4.57d	2.85	6.06	7.79
Mean	2.27aa	4.30bb	6.10cc	-	2.83dd	5.14ee	7.21
LSD (0.01)	Lime = 0.06, Zn level = 0.35, FYM level = 0.37, Lime x Zn level = 0.45, Lime x FYM level = 0.4						
	ABDTPA-Zn (mg kg <sup>-1</sup> )						
No lime	2.10	3.19	4.23	3.18a	2.12	3.34	5.17
1/10 <sup>th</sup> LR	1.82	3.46	4.19	3.16a	1.98	3.37	5.89
1/3 <sup>rd</sup> LR	1.61	2.77	4.60	2.99b	1.93	3.46	5.17
2/3 <sup>rd</sup> LR	1.36	2.05	5.12	2.84c	1.75	3.02	4.26
LR	1.22	2.17	4.22	2.54d	1.53	3.36	4.42
Mean	1.62aa	2.73bb	4.47cc	-	1.86dd	3.31ee	4.98
LSD (0.01)	Lime = 0.10, Zn level = 0.35, FYM level = 0.20, Lime x Zn level = 0.47, Lime x FYM level = 0.4						

---



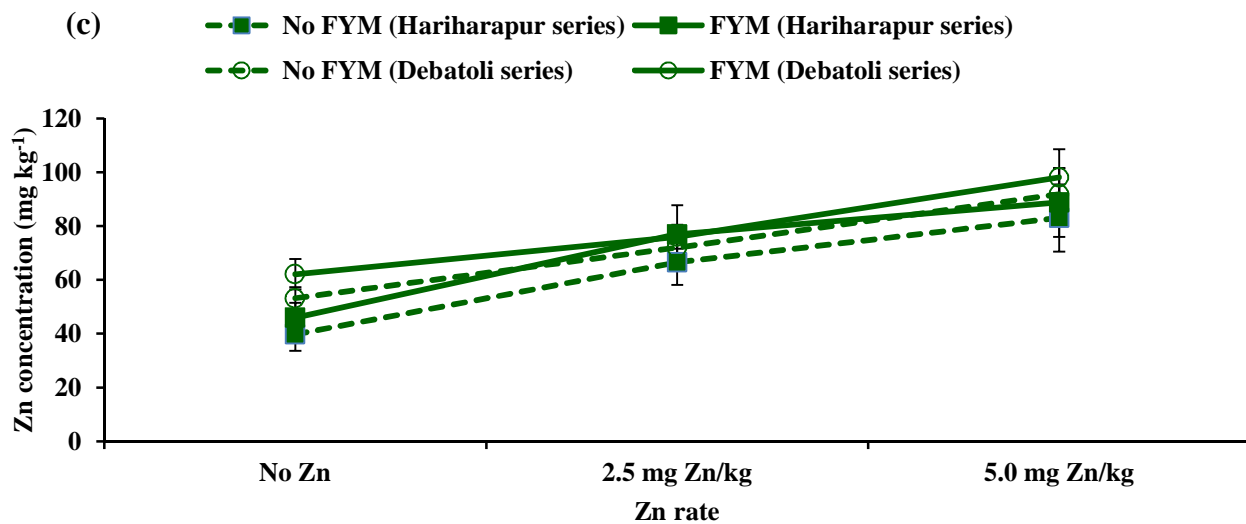
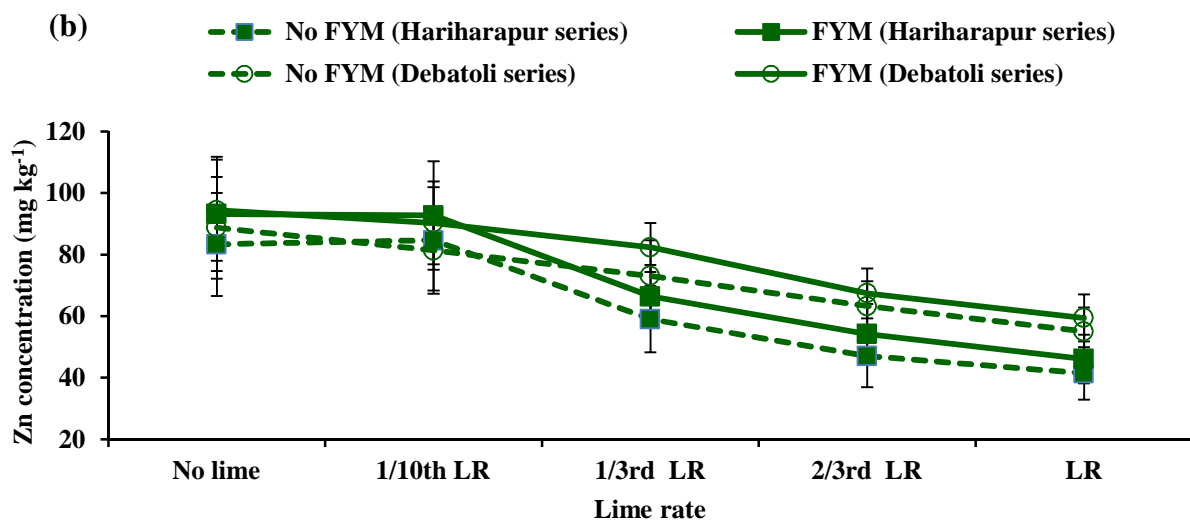
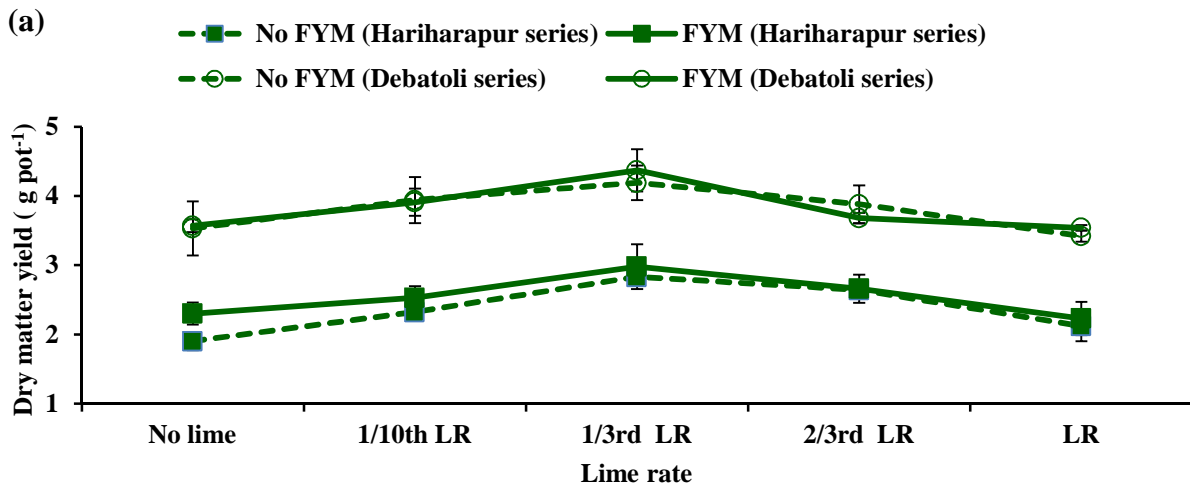
**Table 5** Pearson's correlation coefficient values revealing relationship among soil properties, dry matter yield, Zn extracted Zn in soils (n = 90).

	pH	EC	OC	Dry matter yield	Zn conc.	Zn uptake	DTPA-Zn	Mehlich
Hariharapur series								
pH	1							
EC	0.058	1						
OC	-0.089	-0.084	1					
Dry matter yield	0.059	0.093	0.221*	1				
Zn conc.	-0.590**	-0.029	0.232*	0.047	1			
Zn uptake	-0.397**	0.036	0.294**	0.605**	0.792**	1		
DTPA-Zn	0.010	-0.073	0.211*	0.391**	0.610**	0.523**	1	
Mehlich 1-Zn	0.130	-0.045	0.272**	0.281**	0.510**	0.545**	0.897**	1
0.1 M HCl-Zn	0.046	-0.076	0.242*	0.260*	0.633**	0.626**	0.871**	0.929**
ABDTPA-Zn	-0.011	-0.013	0.136	0.285**	0.656**	0.673**	0.887**	0.922**
Debatoli series								
pH	1							
EC	0.032	1						
OC	0.113	-0.098	1					
Dr matter yield	-0.154	0.096	0.011	1				
Zn conc.	-0.343**	0.042	0.158	0.384**	1			
Zn uptake	-0.326**	0.086	0.110	0.727**	0.905**	1		
DTPA-Zn	-0.087	0.061	0.290**	0.133	0.741**	0.715**	1	
Mehlich 1-Zn	0.168	0.091	0.317**	0.330**	0.589**	0.568**	0.811**	1
0.1 M HCl-Zn	0.188	0.130	0.294**	0.333**	0.562**	0.545**	0.822**	0.937**
ABDTPA-Zn	-0.074	0.108	0.193	0.419**	0.772**	0.748**	0.889**	0.890**

\* $p \leq 0.05$ ; \*\* $p \leq 0.01$ .

Fig. 1. Dry matter yield, Zn concentration and Zn uptake by maize as influenced by interaction of Zn application and lime rate in Hariharapur and Debatoli series. Error bars represent  $\pm$  SE.

Fig. 2. Extractable Zn by different extractants as influenced by interaction of Zn application and lime rate in Hariharapur and Debatoli series. Error bars represent  $\pm$  SE.



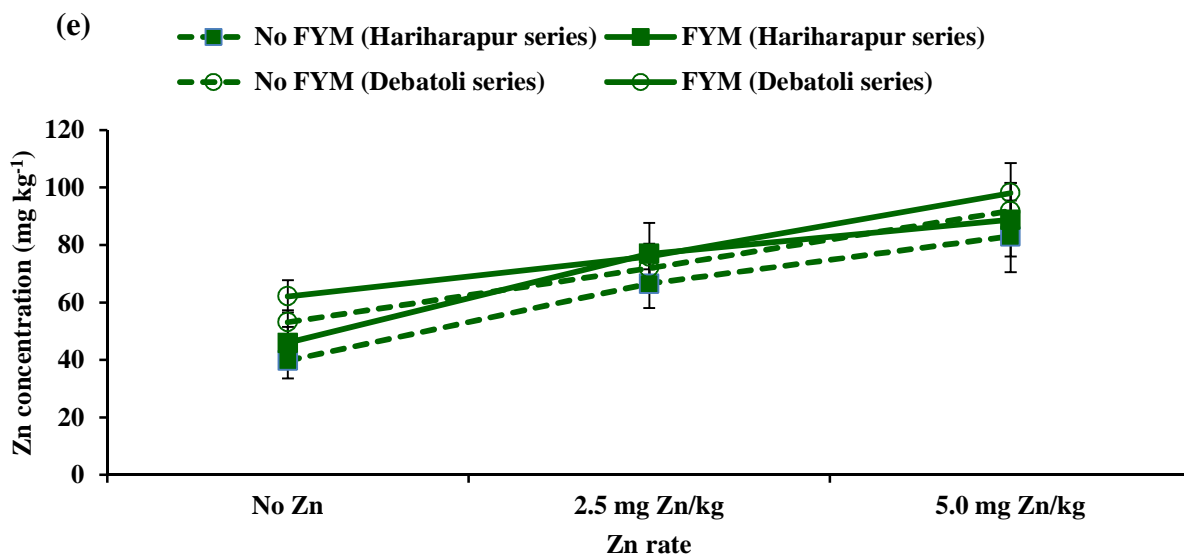
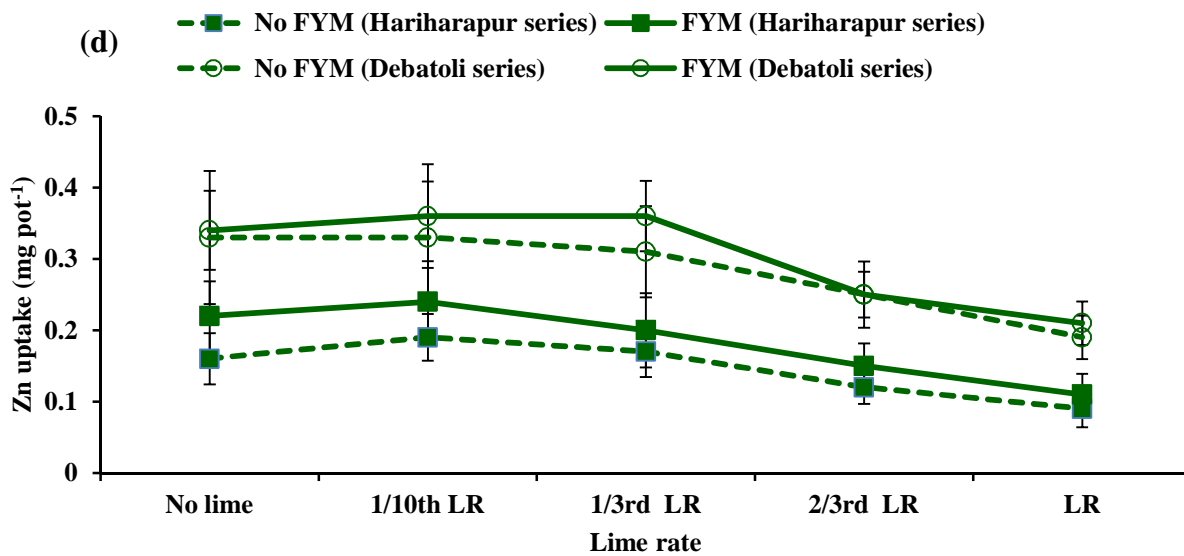
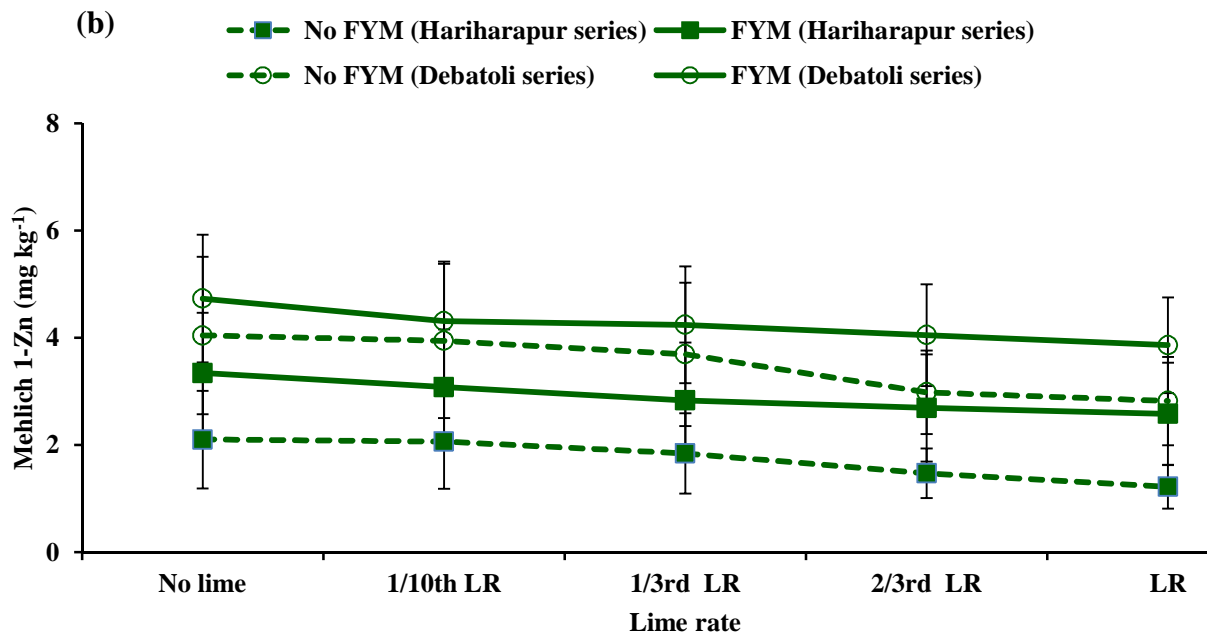
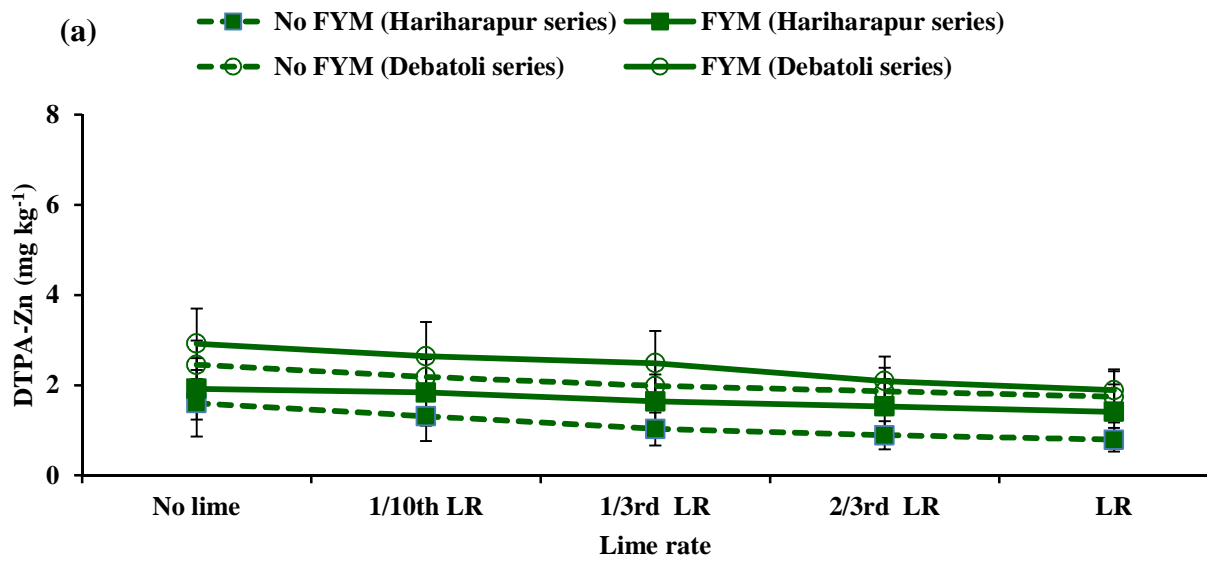


Fig. 1. Dry matter yield, Zn concentration and Zn uptake by maize as influenced by interaction of Zn application and lime rate in Hariharapur and Debatoli series. Error bars represent  $\pm$  SE.



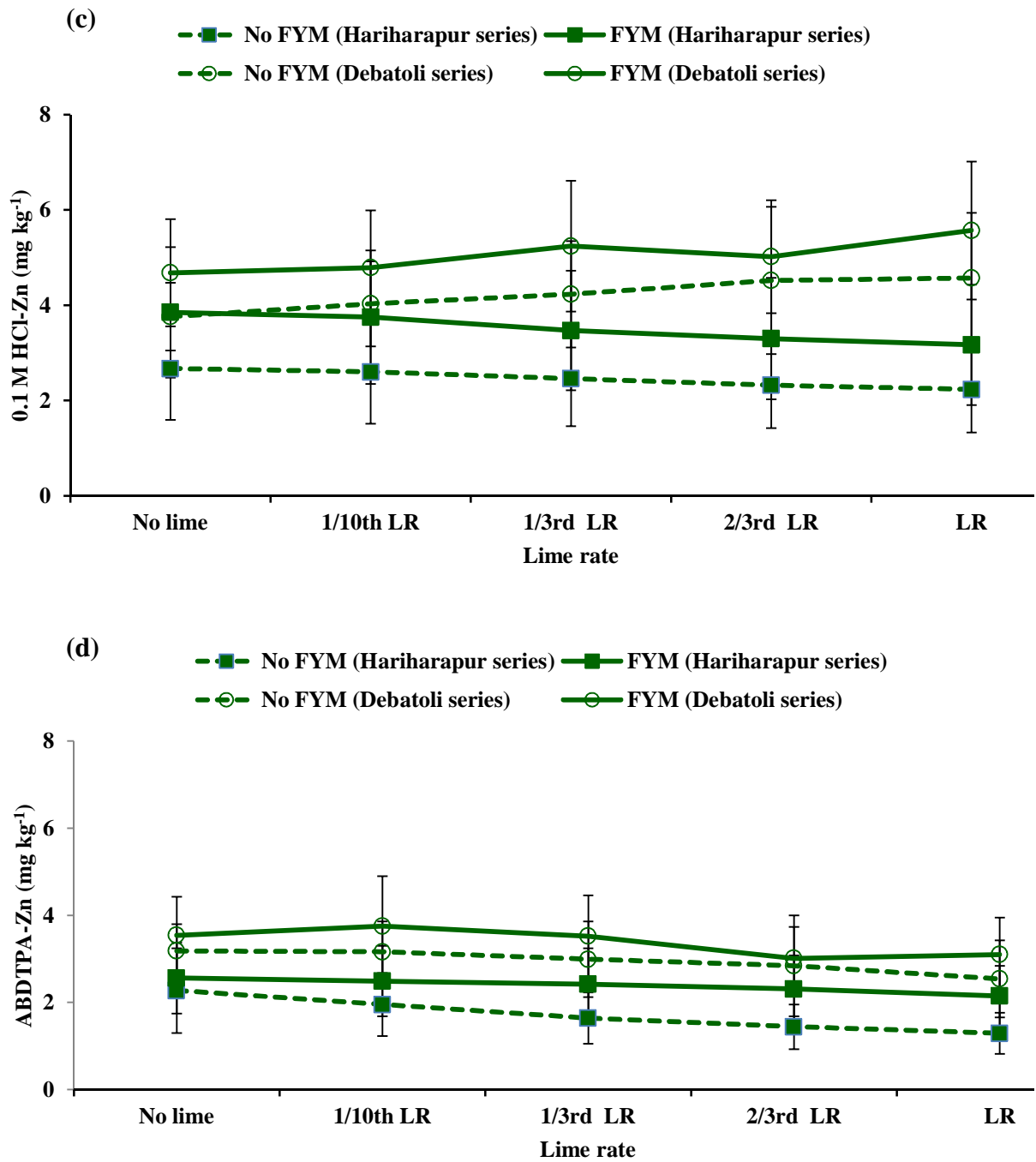


Fig. 2. Extractable Zn by different extractants as influenced by interaction of Zn application and lime rate in Hariharapur and Debatoli series. Error bars represent  $\pm$  SE.