

# POTENTIAL EFFECTS OF VINASSE AS A SOIL

## AMENDMENT TO CONTROL RUNOFF AND SOIL LOSS

**Z. Hazbavi<sup>1</sup> and S. H. R. Sadeghi<sup>2</sup>**

[1]{Ph.D. Student, Department of Watershed Management Engineering, Faculty of Natural Resources, Tarbiat Modares University, Iran, Tel +98 11 4455 3102, Fax: +98 11 4455 3909, z.hazbavi@modares.ac.ir}

[2]{Professor (Corresponding Author), Department of Watershed Management Engineering, Faculty of Natural Resources, Tarbiat Modares University, Iran, Tel +98 11 4455 3102, Fax: +98 11 4455 3909}

Correspondence to: S. H. R. Sadeghi (sadeghi@modares.ac.ir)

### **Abstract**

Application of organic materials are well known as environmental practices in soil restoration, preserving soil organic matter and recovering degraded soils of arid and semiarid lands. So, the present research focused on evaluating the effectiveness of vinasse, a byproduct mainly of the sugar-ethanol industry, on soil conservation under simulated rainfall. Vinasse can be recycled as a soil amendment due to its organic matter content. Accordingly, the laboratory experiments were conducted by using 0.25 m<sup>2</sup>-experimental plots at 20% slope and rainfall intensity of 72 mm h<sup>-1</sup> with 0.5 h duration. The effect of vinasse was investigated on runoff and soil loss control. Experiments were ~~then~~ set up as a control (with no amendment) and three treated plots with doses of 0.5, 1, and 1.5 l m<sup>-2</sup> of vinasse subjected to simulated rainfall. Laboratory results indicated that vinasse at different levels could not significantly (P>0.05) decrease the runoff amount and soil loss rate in the study plots compared to untreated plots. The average amounts of minimum runoff volume and soil loss were about 3985 ml and 46 g for the study plot at 1 l m<sup>-2</sup> level of vinasse application.

### **1 Introduction**

Soil erosion is an environmental concern resulting in increased sedimentation, turbidity and levels of pollutants in adjacent water bodies (Ebisemiju, 1990; Pieri et al. 2007; Girmay et al., 2009; Bhattarai et al., 2011, Bakr et al., 2012). According to the Forest, Rangeland and

1 Watershed Management Organization of Iran, about 150 M US dollars are annually spent on  
2 the watershed management projects implemented to prevent or to alleviate part of soil erosion  
3 related problems in the country (Sadeghi et al., 2011). It led to erosion control technologies  
4 receiving a great deal of attention to reduce soil erosion. Accordingly, soil erosion control has  
5 principal importance in soil management and conservation in developing countries like Iran  
6 (Newson, 2002; Haghjou et al., 2014). Besides that, soil management is important to crop  
7 productivity, environmental sustainability and consequently human welfare.

8 Covering the bare soil with an appropriate material is one of the soil management  
9 practices, which increases water infiltration and surface storage by enhancing the soil  
10 structure and porosity. The layer of residues protects the soil against erosion, inhibits weed  
11 germination, improves water retention, ameliorates physical and biological soil properties,  
12 and is a source of plant nutrients (Sheoran et al., 2010; Araujo-Junior et al., 2013; Prado et al.,  
13 2013). In addition, industrial processing of sugar cane to produce sugar and alcohol also  
14 generates residues, such as filter cake and vinasse, which have a great potential for use in  
15 agriculture as soil improvers and fertilizers (Prado et al., 2013). Meanwhile, to prevent soil  
16 loss many organic soil improvers are mainly used (Tejada et al., 2009; Rigane and Medhioub,  
17 2011). Additionally, according to Tejada et al. (2006a, 2006b), the general increasing of  
18 biomass C in a soil can be associated to the constructive impact of organic materials on the  
19 soil physical properties. The application of animal, industrial and municipal wastes is also  
20 prevalent throughout the world as they can be an excellent source for nutrient and organic  
21 matter (Bhattarai et al., 2011). Several studies have evaluated the effects of composted  
22 organic wastes such as animal manure and sewage sludge compost on soil properties, quality  
23 and productivity, dissolved organic carbon and nitrate leaching (e.g., Adler and Sikora, 2005;  
24 Margesin et al., 2006; Bastida et al., 2007; Karami et al., 2012; Zornoza et al., 2013;  
25 Eykelbosh et al., 2015), but there are relatively few studies (e.g., Tejada and Gonzalez,  
26 2006b; Tejada et al., 2007; Tejada and Gonzalez, 2008; Gholami et al., 2013; Cerdà et al.,  
27 2014a,b; Sadeghi et al., 2015a,b) on evaluating the effect of organic waste and residues on  
28 runoff and soil loss control.

29 Application of organic amendment and mulches has already been proved as a method of  
30 improving soil physical properties leading to affect runoff and soil erosion (Albaladejo et al.,  
31 2000; Cerdà and Doerr, 2008; Cerdà et al., 2014a,b). Moreover, organic amendments are  
32 increasingly being examined for their potential use in preventing soil losses (Tejada and  
33 Gonzalez, 2008). There are a variety of organic amendments for soil management and

1 conservation, with different performance and mechanisms. In spite of that, different organic  
2 amendments, viz. cotton gin crushed compost and poultry manure, beet vinasse, sewage  
3 sludge, organic urban solid refuse, sheep manure, cow manure, rice husk, finely chopped  
4 reeds, wheat straw, licorice (root) dregs (Agassi et al., 1998; Albaladej et al., 2000; Ojeda et  
5 al., 2003; Tejada and Gonzalez, 2006b; Tejada et al., 2007; Tejada and Gonzalez, 2008;  
6 Nicolás et al., 2012; Karami et al., 2012) have been used for soil conservation in agricultural  
7 and forestry soils, commonly.

8 Recently, with the advances in industrial sector, significant amount of wastes can be  
9 produced which create another source of load on the environment. Also, the high cost of  
10 fertilizers and concerns about environmental protection have been great incentives to study  
11 the recycling of the large quantities of organic residues produced as byproducts of the sugar  
12 and alcohol agro-industries in agriculture (Prado et al., 2013). For instance, the production of  
13 one liter of ethanol generates on average between 10-15 liters of vinasse. Vinasse is classified  
14 as a class II residue, not inert but not dangerous (Rocha et al., 2009). Vinasse, like other  
15 organic fertilizers has high organic matter, N and K contents (Madejón et al., 2001), which  
16 promotes nutrient recycling in ecosystems, and causes less environmental impacts during  
17 production. It is an important byproduct of ethanol and sugarcane industries, intensively  
18 applied to soils in Brazil as liquid fertilizer (Ribeiro et al., 2013). However, the direct  
19 application of vinasse is constrained by its high salinity and high density of organic matter  
20 and other chemical materials. These issues can be mitigated through mixing the vinasse with  
21 other solid wastes. The environmental damage caused by discarding vinasse into the soil or  
22 running waters was an incentive to studies aiming to find alternative, economic applications  
23 for this residue. Results from such studies indicate that vinasse contributes to improvements  
24 in soil quality and agricultural productivity, if properly used (Prado et al., 2013).

25 Many studies have been performed to identify the effects of vinasse application on growth,  
26 development and production of sugarcane and physical properties of soil (e.g., Tejada et al.,  
27 2009; Jiang et al., 2010; Prado et al., 2013; Ribeiro et al., 2013), but very limited studies were  
28 taken place to study the effects of application of vinasse on surface runoff and water soil loss  
29 rate. According to previous studies (Tejada and Gonzalez, 2006a, 2007; Tejada et al., 2006a,  
30 2007), the application of beet vinasse had unfavorable impacts on some soil properties viz.  
31 structural stability, bulk density, exchangeable sodium percent, microbial biomass,  
32 respiration, enzymatic activities. Nonetheless, Espanã-Gamboa et al. (2011) showed that the

1 vinasses could be safely used in agriculture without contaminating soil, underground water or  
2 crops, for energy recovery and animal feeding **if adequately managed**.

3 A review of the literature demonstrated the effectiveness of different organic amendments  
4 on growth, development and production of sugarcane and soil physical properties of soil as  
5 well. However, there was no comprehensive study on evaluation of the effect of vinasse  
6 amendment on runoff and soil loss control. In recent years, soil erosion has been extensively  
7 studied in laboratory using rainfall simulators. ~~So that, the soil~~ erosion plots and rainfall  
8 simulators are two important research equipments employed in erosion studies, worldwide.  
9 They allow ~~producing~~ runoff and ~~occurring~~ soil loss under repeatable and controlled  
10 conditions. In addition, the employu of different sized plots is practically applicable, logically  
11 economic and easily controllable and repeatable due to which their further utilizations have  
12 been advised with particular considerations (Sadeghi et al., 2012). Researches on vinasse ~~are~~  
13 in infancy stage and as such substantially more data are required before robust predictions can  
14 be made regarding the effects of vinasse application to soils, across a range of soil, climatic  
15 and land management factors. The present study therefore examines the potential role of  
16 vinasse amendment on runoff and soil loss reduction on a silt loam soil collected from a  
17 summer rangeland, northeastern Iran using a simulated rainfall intensity of 72 mm h<sup>-1</sup> and  
18 slope of 20%.

## 20 **2 MATERIALS AND METHODS**

### 22 **2.1 Soil properties**

23 The soil required for the study was provided from the soil surface layer (0-30 cm) from  
24 Badranlou area (57° 11' E and 37 ° 29' N) in Northern Khorasan Province, Iran, and  
25 transported to the laboratory. The area is mainly under dry land farming system and very  
26 prone to soil erosion. **The area belongs to the cold substeppic of Irano-Turanian zone (slight**  
27 **Mediterranean affinities) (IUSS, 2014). The average annual precipitation and average annual**  
28 **temperature of Badranlou is 247 mm and 14 °C, respectively. The soil used ~~was~~ regosols**  
29 **(<http://en.climate-data.org/>).**

30 The collected soil was air-dried, passed through a 2 mm-sieve and analyzed for various  
31 physicochemical properties. Soil texture was determined using the hydrometer method  
32 according to Bouyoucos (1962). Soil organic matter (SOM) obtained by multiplying total soil  
33 organic carbon by 1.724. Total soil organic carbon was measured by the Walkley and Black

1 wet dichromate oxidation method (Nelson and Somers, 1982). The pH and electrical  
2 conductivity (EC) were determined in 1:2 soil:water suspension by pH and EC meters (Hati et  
3 al., 2007). Bulk density at air dried moisture content was measured by Plaster (1985) method  
4 (clod method). Properties of the study surface soil (0-30 cm) are shown in Table 1.

## 6 **2.2 Plot preparation**

7 Experimental plots ~~with~~ 0.5 m long, 0.5 m wide, and 0.3 m deep were used for the present  
8 study. The soil was then prepared for application and simulated in the plots using previously  
9 reported methods (Thompson and Beckmann, 1959; Loch and Donnollan, 1988; Kukul and  
10 Sarkar, 2011). The upper 10 cm of the soil was compacted by concrete roller to achieve the  
11 desired bulk density of  $1.3 \text{ g cm}^{-3}$  and similar to the field conditions. To establish the filter  
12 layer under the experimental soils, three layers of mineral pumice grains with different sizes  
13 with total thickness of 17 cm were packed. Based on the annual average soil moisture content  
14 reported for the soil in the study area, the soil was also treated to contain a moisture content of  
15 35% (Behzadfar et al., 2012; Hazbavi et al., 2013). After soil compaction, the plots were  
16 established in water ponds for 12 h. Hence, after extracting the plots from the water ponds,  
17 the vinasse was spread over the soil surface (Hazbavi et al., 2013; Sadeghi et al., 2015 and  
18 2016).

## 20 **2.3 Vinasse characteristics**

21 Vinasse used for the experiment was produced by Research and Training Institute for the  
22 Industrial Development of Sugarcane in Khuzestan Province, Iran. pH and EC of vinasse  
23 were determined by pH and EC meters. Organic matter determined by dry combustion  
24 method (MAPA, 1986). Calcium (Ca), potassium (K) and magnesium (Mg) were determined  
25 by atomic absorption spectrometer after nitric and perchloric acid digestion. Chemical  
26 Oxygen Demand (COD) was determined by closed reflux, colorometric method (APHA,  
27 1998). The general properties of vinasse have been summarized in Table 2.

28 The levels of vinasse application ( $0.5, 1$  and  $1.5 \text{ l m}^{-2}$ ) were selected based on information  
29 ~~existed~~ for application of vinasse for other purposes and other amendments, avoiding  
30 considerable environmental pollution due to high contents of N and K probably leading to  
31 high salinity and high density, feasibility of application and accessibility (Madejón et al.,  
32 2001; Tejada and Gonzalez, 2005, 2006a, 2006b; Tejada et al., 2007, 2009; Jiang et al. 2010;  
33 Maldonado et al., 2011). Three levels of  $0.5, 1$  and  $1.5 \text{ l m}^{-2}$  of vinasse were sprayed on soil

1 surface in three replications by a small manual pump and left for 24 h to increase the stability  
2 of vinasse layer on the soil surface and mimic the natural conditions. To conduct the  
3 comprehensive comparison, one control treatment (without vinasse) at three replications was  
4 also applied. Urban tap water was used for the control treatment and the experimental setup  
5 was ~~used~~-similar to that for vinasse treatments (Sadeghi et al., 2016).

6

## 7 **2.4 Laboratory experiments**

8 To evaluate the effectiveness of vinasse for runoff and soil loss control, laboratory  
9 experiments were conducted under a rainfall simulator at the Rainfall and Soil Erosion  
10 Simulation Laboratory of Faculty of Natural Resources of Tarbiat Modares University,  
11 located in Noor Campus, Mazandaran Province, Iran. The rainfall simulator consists of a 4000  
12 L water tank and 27 precalibrated nozzles in three parallel lines designed to simulate  
13 raindrops of 1.3 mm average size. The drops fall from a height between 4 and 6 m at the  
14 upper and lower parts of the plot, respectively, reaching a  $7 \text{ ms}^{-1}$  speed (Gholami et al., 2013;  
15 Sadeghi et al., 2015a,b). The laboratory experiments were conducted at 20% slopes under  
16 simulated rainfall intensity of  $72 \text{ mm h}^{-1}$  with duration of 30 min. The rainfall intensity of  $72$   
17  $\text{mm h}^{-1}$  with duration of 30 min were considered representative of the climatological  
18 condition of the origin of the soil, obtained through intensity–duration–frequency (IDF)  
19 curves analysis for data collected from the nearest synoptic station (Bojnourd, Northern  
20 Khorasan Province in Northeast of Iran) with the return period of 50 years. The slope of 20%  
21 was selected based on the average slope of the original area where the soil was collected  
22 (Hazbavi, 2013; Hazbavi et al., 2013; Sadeghi et al., 2014). A general view of the  
23 experimental setup is shown in Fig. 1.

24 For each event, the time to runoff initiation was recorded as the elapsed time between the start  
25 of rainfall and the time at which surface runoff began entering the runoff collection container  
26 located at the end of the plot. Runoff was sampled at different time steps of 2 to 5 min and its  
27 volume was accordingly measured. The collection gutter at the lower end of each box was  
28 protected by a shield to prevent rainfall from directly entering the collection container. The  
29 amount of soil loss was then measured using a decantation procedure; oven-drying at  $105 \text{ }^{\circ}\text{C}$   
30 for 24 h and weighing by means of high precision scale (Gholami et al., 2013; Sadeghi et al.,  
31 2016). The runoff commencement and cessation times were also recorded. The time of runoff  
32 commencement and cessation times, and regular measurement of runoff volume were

1 measured by a chronometer and standard gauged cylinders, respectively (Gholami et al.,  
2 2013; Sadeghi et al., 2014; Sadeghi et al., 2015a,b).

3

## 4 **2.5 Statistical analyses**

5 All analyses were performed on triplicate samples and subjected to analysis of variance  
6 (ANOVA). The data were tested for homogeneity of variances at a significance level of  
7  $P < 0.05$  and probability values of less than 0.05 were then considered as statistically  
8 significant in one-way ANOVA. Significant means were subjected to analysis by Duncan's  
9 multiple range test ( $P < 0.05$ ). The SPSS V.19 software package was used for the statistical  
10 analyses.

11

## 12 **3 RESULTS AND DISCUSSION**

13

### 14 **3.1 Runoff**

15 The variations of runoff volume with rainfall duration for various vinasse application rates  
16 are shown in Fig. 2 and Table 3.

17 The average maximum and minimum runoff volumes were 18547 and 15940 ml m<sup>-2</sup> at 1.5  
18 and 1 l m<sup>-2</sup> level of vinasse treated plots, respectively (Table 3). The ANOVA results showed  
19 that the effect of vinasse on runoff volume was not significant, which is consistent with  
20 Madejón et al. (2001) who reported that single application of vinasse did not significantly  
21 influence runoff and erosion from simulated rainfall. Increased runoff in 1.5 l m<sup>-2</sup> vinasse-  
22 treated plots in comparison with the other treatments (although not significant) may suggest  
23 changing effectiveness of vinasse on runoff control. It may be due to water repellency  
24 phenomena. Based on laboratory observations, it is hypothesized that the increase in usage of  
25 vinasse may affect water repellency and have the potential to be easily transported in surface  
26 runoff at high levels. Agassi et al. (1998) verified that the hydrophobic sound effects, which  
27 are common to a range of organic amendments, may decrease the infiltration rate in soil  
28 treated with sludge as organic amendment.

29 The runoff commencement and cessation times under different vinasse treatments are  
30 shown in Fig. 3. The runoff commencement time was recorded at the onset runoff reached  
31 plot outlet. The addition of 1.5 l m<sup>-2</sup> of vinasse delayed the runoff commencement up to 3.42  
32 min, compared to control treatment with commencement time of 1.53 min. These results  
33 disagreed with previous studies (e.g., Gholami et al., 2013; Sadeghi et al., 2015a) showing

1 that some organic amendments delay runoff commencement time and delaying runoff means  
2 more water infiltration. The addition of 1.5 l m<sup>-2</sup> of vinasse showed runoff cessation time of  
3 1895 sec, which was delayed compared to the control treatment (1836 sec). The lack of  
4 significant differences among treatments confirmed that the vinasse addition as soil  
5 amendment did not significantly affected runoff. Saturation of pores may be a reason behind  
6 this finding, since vinasse partly fills up the voids of soil, and partly remains on the soil  
7 surface.

### 9 3.2 Soil loss

10 Table 4 contains the specific values of average soil loss for vinasse treatments. The  
11 average values of eroded soil under different vinasse treatments under experiment conditions  
12 are shown in Fig. 4. There was a trend showing decreased soil loss with vinasse addition, but  
13 owing to the high variability, differences were not significant ( $P > 0.05$ ), which agrees with  
14 Madejón et al. (2001). Tejada and Gonzalez (2005) showed that an increase in electrical  
15 conductivity caused by high vinasse application rate adversely affects soil total porosity, bulk  
16 density, and structural stability. Thus, soil physical properties can be influenced by vinasse  
17 application under different conditions from those considered in the present study such as  
18 different time scales and soil types. These changes in soil properties can have a substantial  
19 impact on runoff and soil loss from fields where vinasse has been applied. Tejada et al. (2006)  
20 found that organic amendments improve soil structure because they promote the flocculation  
21 of clay minerals, which is important for soil particle aggregation.

22 Tejada et al. (2009) reported, in particular, that the fresh beet vinasse application had a  
23 negative effect on the soil physical, chemical and biological properties. They stated that the  
24 fresh beet vinasse increased soil loss and decreased plant cover because of high quantities of  
25 monovalent cations such as Na<sup>+</sup>. In soils amended with beet vinasse a degradation of soil  
26 structure and increase on erosion were observed due to the enrichment of the cation exchange  
27 capacity by monovalent cations, such as K (Tejada and Gonzalez, 2006a; Tejada et al., 2007).  
28 High saturation of K in the cation exchange capacity may lead to soil dispersion and,  
29 consequently, to soil erosion and land degradation. In addition, whenever vinasse is applied to  
30 silty loam soil, a part of them fills up the voids of soil, and other part stays on the soil  
31 aggregates surface. The effects of vinasse may be temporary, since the organic compounds of  
32 vinasse are highly decomposed from vinasse cementing the micro aggregates and favoring  
33 the flocculation of clay fraction (Ribeiro et al., 2013).



1  
2  
3  
4  
5  
6  
7  
8  
9  
10  
11  
12  
13  
14  
15  
16  
17  
18  
19  
20  
21  
22  
23  
24  
25  
26  
27  
28  
29  
30  
31  
32

## 4 Conclusions

The results of the study indicated that the single application of vinasse alone did not significantly influence ~~on~~-runoff and erosion. Vinasse composts or mixed with other amendments **should be also tested to reduce** soil erosion and water loss. Since the runoff and soil loss ratios from different plots and ~~even~~-under ~~realities~~ may be different from those **obtained in the** present study, further research is needed for better understanding the potential benefits and limitations of various applications of vinasse for sound management of water and soil and to allow drawing comprehensive conclusion. More and long term experiments are also needed for monitoring and evaluating long term effects of vinasse on soil hydrology and erosion processes with particular focus on environmental effects.

## Acknowledgements

The authors are thankful to Professor Hassan Hamdi, the Managing Director of Research and Training Institute for the Industrial Development of Sugarcane in Khuzestan Province, Iran, for providing vinasse amendment.

## References

Adler, P. R., and Sikora, L. J.: Mesophilic composting of arctic char manure, *Compost Sci Util.*, 13, 34-42, 2005.

Agassi, M., Kirsten, W. F. A., Loock, A. H., Fine, P.: Percolation and leachate composition in a disturbed soil layer mulched with sewage biosolids, *Soil Till. Res.*, 45, 359-372, 1998.

APHA, 1998. Standard method for examination of water and wastewater. Am. Publ. Health Assoc.

Albadejo, J., Castillo, V., Diaz, E.: Soil loss and runoff on semiarid land as amended with urban solid refuse, *Land Degrad. Dev.*, 11, 363-373, 2000.

Araujo-Junior, C. F., Noedi Rodrigues, B., Dias Chaves, J. C., and Yada Junior, G. M.: Soil physical quality and carbon stocks related to weed control and cover crops in a Brazilian Oxisol, Chapter 8, *Weed and pest control - conventional and new challenges*, ISBN: 978-953-51-0984-6, InTech, DOI: 10.5772/54363. Available from: <http://www.intechopen.com/books/weed-and-pest-control-conventional-and-new-challenges/soil-physical-quality-and-carbon-stocks-related-to-weed-control-and-cover-crops-in-a-brazilian-oxiso>, 181-205, 2013.

1 Bakr, N., Weindorf, D. C., Zhu, Y., Arceneaux, A. E. and Selim, H.M.: Evaluation of  
2 compost/mulch as highway embankment erosion control in Louisiana at the plot-scale, J.  
3 Hydrol., 468-469, 257-267, 2012.

4 Bastida, F., Moreno, J. L., Garc'ia, C., and Hern'andez, T.: Addition of urban waste to  
5 semiarid degraded soil: long-term effect, Pedosphere, 17, 557-567, 2007.

6 Behzadfar, M., Sadeghi, S.H.R., Khangani, M.J., Hazbavi, Z.: Effectability of runoff and  
7 sediment yield from soils induced by freezing and thawing cycle under simulated rainfall  
8 condition. Water Soil Resour. Conserv. J., 2(1), 13-25, 2012. (in Persian with English  
9 abstract).

10 Bhattarai, R., Kalita, P. K., Yatsu, Sh., Howard, H. R., and Svendsen, N. G.: Evaluation of  
11 compost blankets for erosion control from disturbed lands, J. Environ. Manage., 92, 803-812,  
12 2011.

13 Bouyoucos, G.J.: Hydrometer method improved for making particle size analysis of soils.  
14 Agron. J., 54: 464, 1962.

15 Cerdà, A., and Doerr, S. H.: The effect of ash and needle cover on surface runoff and erosion  
16 in the immediate post-fire period, Catena, 74, 256–263, 2008.

17 ~~Cerdà, A., Giménez-Morera, A., Jordán, A., Pereira, P., Novara, A., and García-Orenes, F.:  
18 The use of straw mulch as a strategy to prevent extreme soil erosion rates in citrus orchard. A  
19 Rainfall simulation approach, EGU General Assembly 2014, 27 April - 2 May, 2014, Vienna,  
20 Austria, Geophysical Research Abstracts, 16, EGU2014-2386, 2014a.~~

21 ~~Cerdà, A., Jordán, A., Zavala, L., Marqués, M. J., and Novara, A.: The contribution of  
22 mulches to control high soil erosion rates in vineyards in Eastern Spain, EGU General  
23 Assembly 2014, 27 April - 2 May, 2014, Vienna, Austria, Geophysical Research Abstracts,  
24 16, EGU2014-2386, 2014b.~~

25 Ebisemiju, F. S.: Sediment delivery ratio prediction equations for short catchment slopes in a  
26 humid tropical environment, J. Hydrol. 114, 191-208, 1990.

27 Eykelbosh, A. J., Johnson, M. S., and Couto, E. G.: Biochar decreases dissolved organic  
28 carbon but not nitrate leaching in relation to vinasse application in a Brazilian sugarcane soil,  
29 J. Environ. Manage., 149, 9-16, 2015.

30 Espanã-Gamboa, E., Mijangos-Cortes, J., Barahona-Perez, L., Dominguez-Maldonado, J.,  
31 Hern'andez-Zarate, G., and Alzate-Gaviria, L.: Vinasses: characterization and treatments,  
32 Waste Manage. Res., 1-16, 2011.

1 Gholami, L., Sadeghi, S. H. R., and Homae, M.: Straw mulching effect on splash erosion,  
2 runoff and sediment yield from eroded plots, *Soil Sci. Soc. Am. J.*, 77, 268-278, 2013.

3 Girmay, G., Singh, B. R., Nyssen, J., and Borrosen, T.: Runoff and sediment associated  
4 nutrient losses under different land uses in Tigray, Northern Ethiopia, *J. Hydrol.* 376, 70-80,  
5 2009.

6 Haghjou, M., Hayati, B., and Momeni Choleki, D.: Identification of factors affecting adoption  
7 of soil conservation practices by some rainfed farmers in Iran. *J. Agr. Sci. Tech.*, 16: 957-967,  
8 2014.

9 Hati, K. M., Biswas, A. K., Bandyopadhyay, K. K., and Misra, A. K.: Soil properties and crop  
10 yields on a vertisol in India with application of distillery effluent. *Soil Till. Res.*, 92: 60, 2007.

11 Hazbavi, Z. 2013. Soil erosion control by application of polyacrylamide to minimize its  
12 residues in runoff and sediment. M.Sc Thesis, Iran, Tarbiat Modares University. 98 p.

13 Hazbavi, Z., Sadeghi, S. H. R., and Younesi, H.: Analysis and assessing effectability of runoff  
14 components from different levels of polyacrylamide, *Water Soil Resour. Conserv. J.*, 2(2), 1-  
15 13, 2013.

16 <http://en.climate-data.org/>.

17 IUSS Working Group WRB (International Union of Soil Sciences), 2014.  
18 <http://www.fao.org/soils-portal/soil-survey/soil-classification/world-reference-base/en/>.

19 Jiang, Z. P., Wei, G. P., Liao, Q., Su, T.M., Meng, Y. C., Zhang, H. Y., Lu, C. Y., and Li, Y.  
20 R.: Effect of long-term vinasse application on physical properties of soil in sugarcane fields.  
21 *J. Guangxi Agr. Sci.*, 41(8), 795-799, 2010.

22 Karami, A., Homae, M., Afzaliniab, S., Ruhipour, H., Basirat, S.: Organic resource  
23 management: impacts on soil aggregate stability and other soil physico-chemical properties.  
24 *Agr. Ecosyst Environ.*, 148, 2-28, 2012.

25 Kukal, S. S., and Srakar, M.: Laboratory simulation studies on splash erosion and crusting in  
26 relation to surface roughness and raindrop size, *J. Indian Soc. Soil Sci.* 59 (1), 87-93, 2011.

27 Loch, R. J., and Donnollan, T. E.: Effects of the amount of stubble mulch and overland flow  
28 on erosion of a cracking clay soil under simulated rain, *Aust. J. Soil. Res.*, 26(4), 661-672,  
29 1988.

30 Madejón, L., López, R., Murillo, J. M., and Cabrera, F.: Agricultural use of three (sugar-beet)  
31 vinasse composts: effect on crops and chemical properties of a cambisol soil in the  
32 Guadalquivir river valley (SW Spain), *Agr. Ecosyst Environ.*, 84, 55-65, 2001.

1 Margesin, R., Cimadam, J., and Schinner, F.: Biological activity during composting of  
2 sewage sludge at low temperature, *Int., Biodeter., Biodegr.*, 57, 88-92, 2006.

3 MAPA: Métodos oficiales de análisis. In: Ministerio de Agricultura (Ed.), *Pescay*  
4 *Alimentación* 1, 221–285, 1986.

5 Newson, M.: *Land, water, and development: sustainable management of river basin systems*,  
6 Taylor & Francis e-Library, 460 p, 2002.

7 Nelson, D. W., and Somers, L. E.: Total carbon, organic carbon and organic matter. In: 627,  
8 A.L. (Ed.), *Methods of Soil Analysis*, Part 22nd ed. *Agronomy Monograph*. ASA 628 and  
9 SSSA, Madison, WI, 539-579, 1982.

10 Nicolás, C., Masciandaro, G., Hernández, T., Garcia, C.: Chemical-structural changes of  
11 organic matter in a semi-arid soil after organic amendment, *Pedosphere*, 22(3), 283-293,  
12 2012.

13 Ojeda, G., Alcaniz, J. M., and Ortiz, O. Runoff and losses by erosion in soils amended with  
14 sewage sludge, *Land Degrad. Dev.*, 14, 563-573, 2003.

15 Pieri, L., Bittelli, M., Wu, J. Q., Dun, Sh., Flanagan, D. C., Pisa, P. R., Ventura, F., and  
16 Salvatorelli, F.: Using the water erosion prediction project (WEPP) model to simulate field-  
17 observed runoff and erosion in the Apennines Mountain Range, Italy, *J. Hydrol.*, 336, 84-97,  
18 2007.

19 Plaster, E. J.: *Soil science and management*. Delmar Publishers Inc., Albany, NY. 124 p,  
20 1985.

21 Prado, R. de M., Caione, G., Campos, C. N. S.: Filter cake and vinasse as fertilizers contributing to  
22 conservation agriculture. *Appl. Environ. Soil Sci.*, <http://dx.doi.org/10.1155/2013/581984>, 1-8,  
23 2013.

24 Ribeiro, B. T., Lima, J. M. D., Curi, N., and Oliveira, G. C. D.: Aggregate breakdown and  
25 dispersion of soil samples amended with sugarcane vinasse, *Scientia Agricola* 70(6), 435-441,  
26 2013.

27 Rigane, M. K., and Medhioub, K.: Assessment of properties of Tunisian agricultural waste  
28 composts: application as components in reconstituted anthropic soils and their effects on  
29 tomato yield and quality, *Resour. Conserv. Recy.*, 55, 785-792, 2011.

30 Rocha, M. H., Lora, E., and Venturini, O. J.: *Life Cycle Analysis of Different Alternatives for*  
31 *the Treatment and Disposal of Ethanol Vinasse*, *Zuckerindustrie*, 133(2), 88-93, 2009.

32 Sadeghi, S. H. R., Moatamednia, M., and Behzadfar, M.: Spatial and Temporal Variations in  
33 the Rainfall Erosivity Factor in Iran, *J. Agric. Sci. Technol.*, 13, 451-464, 2011.

1 Sadeghi, S. H. R., Moosavi, V., Karami, A., and Behnia, N.: Soil erosion assessment and  
2 prioritization of affecting factors at plot scale using the Taguchi method, *J. Hydrol.*, 448-449,  
3 174-180, 2012.

4 Sadeghi, S. H. R., Gholami, L., Sharifi, E., Khaledi Darvishan, A., and Homaei, M.: Scale  
5 effect on runoff and soil loss control using rice straw mulch under laboratory conditions,  
6 *Solid Earth*, 6, 1–8, 2015a.

7 Sadeghi, S. H. R., Gholami, L., Homaei, M., and Khaledi Darvishan, A.: Reducing sediment  
8 concentration and soil loss using organic and inorganic amendments at plot scale, *Solid Earth*,  
9 6, 445–455, 2015b.

10 Sadeghi, S. H. R., Hazbavi, Z., and Younesi, H.: Sustainable watershed management through  
11 applying appropriate level of soil amendments, *Sustainable Watershed Management-*  
12 *Proceedings of the 2nd International Conference on Sustainable Watershed Management,*  
13 *SUWAMA 2014*, 183-185, 2014.

14 Sheoran, V., Sheoran, A. S., and Poonia, P.: Soil reclamation of abandoned mine land by  
15 revegetation: A Review, *Int. J. Soil Sediment Water*, 3(2): 2010. Available at:  
16 <http://scholarworks.umass.edu/intljssw/vol3/iss2/13>.

17 Tejada, M., and Gonzalez, J. L.: Beet vinasse applied to wheat under dryland conditions  
18 affects soil properties and yield, *Eur. J. Agron.*, 23, 336-347, 2005.

19 Tejada, M., and Gonzalez J. L.: Effects of two beet vinasse forms on soil physical properties  
20 and soil loss, *Catena*, 68: 41-50, 2006a.

21 Tejada, M., Gonzalez, J. L.: The relationships between erodibility and erosion in a soil treated  
22 with two organic amendments, *Soil Till. Res.*, 91, 186-198, 2006b.

23 Tejada, M., and Gonzalez, J. L.: Influence of organic amendments on soil structure and soil  
24 loss under simulated rain, *Soil Till. Res.*, 93, 197-205, 2007.

25 Tejada, M., and Gonzalez, J. L.: Influence of two organic amendments on the soil physical  
26 properties, soil losses, sediments and runoff water quality, *Geoderma*, 145, 325-334, 2008.

27 Tejada, M., Garcia, C., Gonzalez, J. L., and Hernandez, M. T.: Organic amendment based on  
28 fresh and composted beet vinasse: influence on physical, chemical and biological properties  
29 and wheat yield, *Soil Sci Soc Am. J.*, 70, 900-908, 2006a.

30 Tejada, M., Hernandez, M. T., and Garcia, C.: Application of two organic amendments on  
31 soil restoration: effects on the soil biological properties, *J. Environ. Qual.*, 35, 1010-1017,  
32 2006b.

- 1 Tejada, M., Moreno, J. L., Hernandez, M. T., and Garcia, C.: Application of two beet vinasse  
2 forms in soil restoration: effects on soil properties in an arid environment in southern Spain,  
3 *Agr. Ecosyst. Environ.*, 119, 289-298, 2007.
- 4 Tejada, M., Garcia-Martinez, A. M., and Parrado, J.: Effects of a vermicompost composted  
5 with beet vinasse on soil properties, soil losses and soil restoration, *Catena*, 77(1), 238-247,  
6 2009.
- 7 Thompson, C. H., and Beckmann, G. G.: Soils and land use in the Toowoomba area, darling  
8 downs, Queensland. CSIRO Australia, Soil land use series, 28, 78 p, 1959
- 9 Zornoza, R., Faz, A., Martínez-Martínez, S., Acosta, J. A., Gómez-López, M. D., and Avilés-  
10 Marín, S. M.: Marble waste and pig slurry increment soil quality and reduce metal availability  
11 in a tailing pond, *Publicado en Terra Latinoamericana*, 31, 105-114, 2013.

Table 1. Main original soil characteristics (n=3)

Soil property	Description
Soil texture	silty loam (48% silt, 28% clay and 24% sand)
Organic matter (%)	0.155
pH	8.2
Electrical conductivity ( $\mu\text{mohs cm}^{-1}$ )	137.3
Bulk density ( $\text{g cm}^{-3}$ )	1.3

Table 2. Chemical characteristics of vinasse applied in the study

Property	Description
pH	5
Electrical conductivity ( $\mu\text{S cm}^{-1}$ )	1657
Organic matter ( $\text{g kg}^{-1}$ )	100
Bulk density ( $\text{g cm}^{-3}$ )	1.11
Ca ( $\text{mg kg}^{-1}$ )	137.0
Mg ( $\text{mg kg}^{-1}$ )	154.4
Chemical oxygen demand ( $\text{g kg}^{-1}$ )	91.4
Moisture content (%)	93



Table 3. **Mean** and standard deviation (Mean±SD) of runoff volume (ml) under different vinasse treatments in **the** study 0.25 m<sup>2</sup>-plots

<b>Vinasse rate (l m<sup>-2</sup>)</b>	<b>0 (Control)</b>	<b>0.5</b>	<b>1.0</b>	<b>1.5</b>
<b>Mean±SD</b>	18250±3163	16105±3066	15940±4102	18548±1710
<b>F-value</b>	0.583 ns			

"ns", indicating non significant differences among study treatments (P> 0.05)

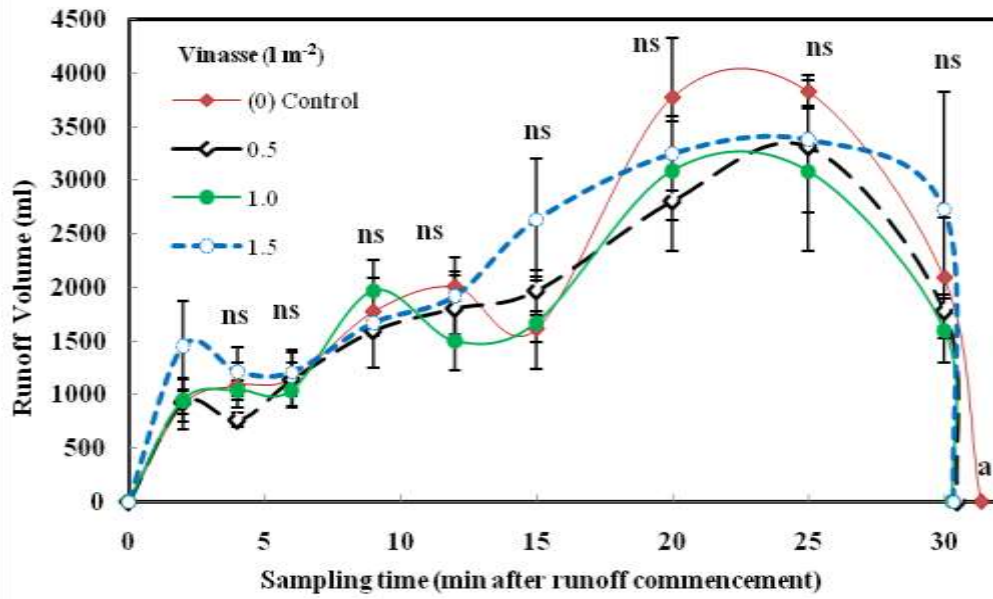
Table 4. **Mean** and standard deviation (Mean±SD) of soil loss amount (g) under different vinasse treatments in **the** study 0.25 m<sup>2</sup>-plots

<b>Vinasse rate (l m<sup>-2</sup>)</b>	<b>0 (Control)</b>	<b>0.5</b>	<b>1.0</b>	<b>1.5</b>
<b>Mean±SD</b>	276.1±47.4	234.5±120.6	182.6±51.2	212.3±50.3
<b>F-value</b>	0.848 ns			

"ns", indicating non significant differences among study treatments (P> 0.05)



Figure 1. A general view of experimental setup at Rainfall and Soil erosion Simulation Laboratory of Tarbiat Modares University, Iran



**Figure 2.** Variations of runoff volume per m<sup>2</sup> area under different vinasse treatments under study conditions (rainfall intensity of 72 mm h<sup>-1</sup> and experiment duration of 30 min); "ns" indicates non significant differences among study treatments (P > 0.05) **for each sampling time.**

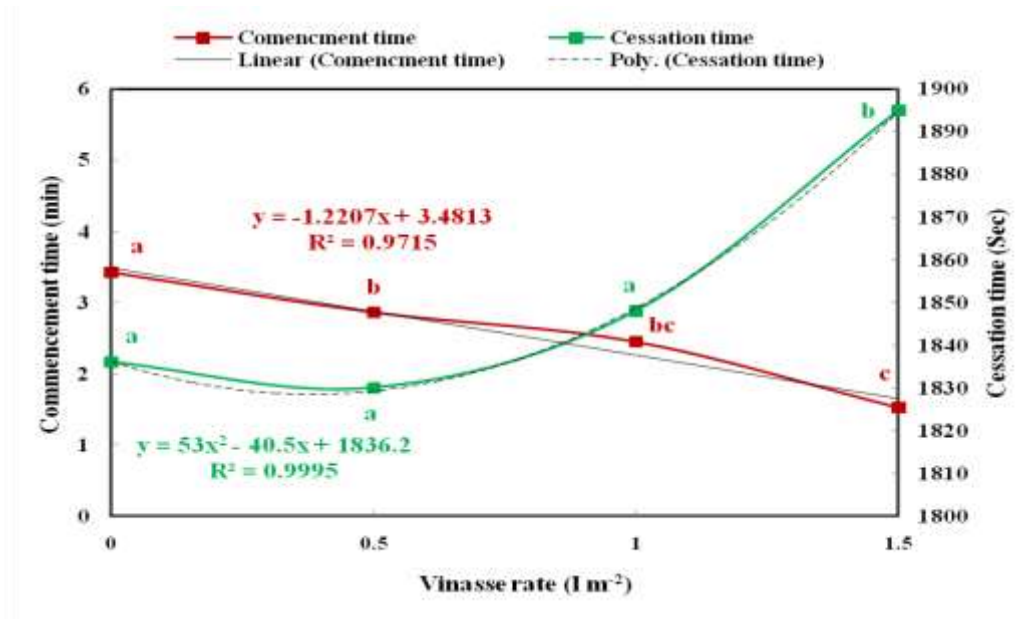
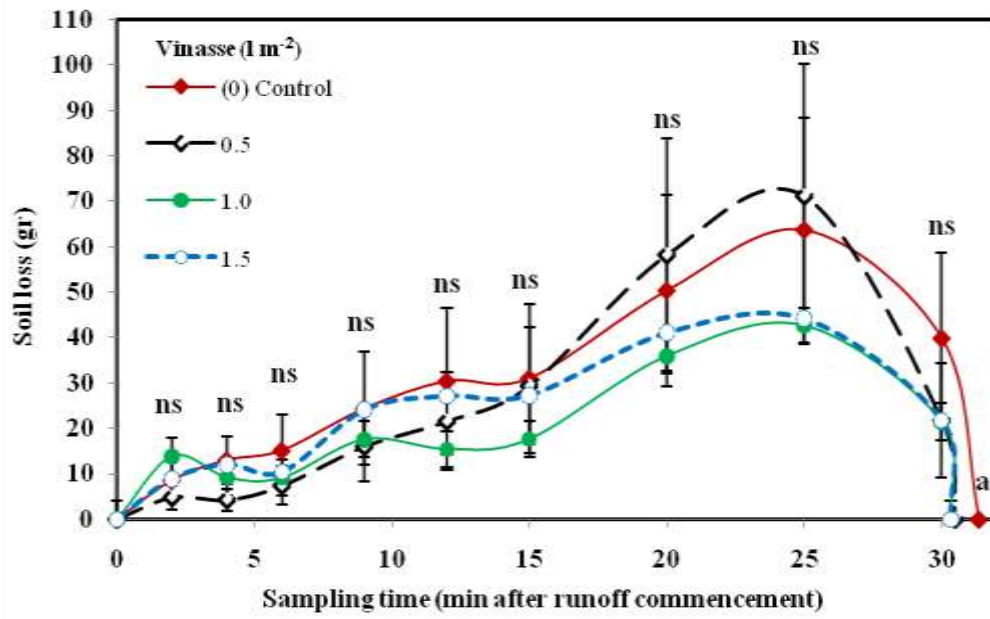


Figure 3. Runoff commencement and cessation times variation under different vinasse treatments and under study condition (0.25 m<sup>2</sup>-small plot, rainfall intensity of 72 mm h<sup>-1</sup> and experiment duration of 30 min); different letters indicate significant differences among study treatments (P< 0.05) **for each sampling time.**



**Figure 4.** Variations of soil loss per  $m^2$  area under different vinasse treatments under study conditions (rainfall intensity of  $72 \text{ mm h}^{-1}$  and experiment duration of 30 min); "ns" indicates non significant differences among study treatments ( $P > 0.05$ ) **for each sampling time.**