

POTENTIAL EFFECTS OF VINASSE AS A SOIL

AMENDMENT TO CONTROL RUNOFF AND SOIL LOSS

Z. Hazbavi¹ and S. H. R. Sadeghi²

[1]{Ph.D. Student, Department of Watershed Management Engineering, Faculty of Natural Resources, Tarbiat Modares University, Iran, Tel +98 11 4455 3102, Fax: +98 11 4455 3909, z.hazbavi@modares.ac.ir}

[2]{Professor (Corresponding Author), Department of Watershed Management Engineering, Faculty of Natural Resources, Tarbiat Modares University, Iran, Tel +98 11 4455 3102, Fax: +98 11 4455 3909}

Correspondence to: S. H. R. Sadeghi (sadeghi@modares.ac.ir)

Abstract

Application of organic materials are well known as environmental practices in soil restoration, preserving soil organic matter and recovering degraded soils of arid and semiarid lands. So, the present research focused on evaluating the effectiveness of vinasse, a byproduct mainly of the sugar-ethanol industry, on soil conservation under simulated rainfall. Vinasse can be recycled as a soil amendment due to its organic matter content. Accordingly, the laboratory experiments were conducted by using 0.25 m²-experimental plots at 20% slope and rainfall intensity of 72 mm h⁻¹ with 0.5 h duration. The effect of vinasse was investigated on runoff and soil loss control. Experiments were then set up as a control (with no amendment) and three treated plots with doses of 0.5, 1, and 1.5 l m⁻² of vinasse subjected to simulated rainfall. Laboratory results indicated that vinasse at different levels could not significantly (P>0.05) decrease the runoff amount and soil loss rate in the study plots compared to untreated plots. The average amounts of minimum runoff volume and soil loss were about 3985 ml and 46 g for the study plot at 1 l m⁻² level of vinasse application.

1 Introduction

Soil erosion is an environmental concern resulting in increased sedimentation, turbidity and levels of pollutants in adjacent water bodies (Ebisemiju, 1990; Pieri et al. 2007; Girmay et al., 2009; Bhattarai et al., 2011, Bakr et al., 2012). According to the Forest, Rangeland and

1 Watershed Management Organization of Iran, about 150 M US dollars are annually spent on
2 the watershed management projects implemented to prevent or to alleviate part of soil erosion
3 related problems in the country (Sadeghi et al., 2011). It led to erosion control technologies
4 receiving a great deal of attention to reduce soil erosion. Accordingly, soil erosion control has
5 principal importance in soil management and conservation in developing countries like Iran
6 (Newson, 2002; Haghjou et al., 2014). Besides that, soil management is important to crop
7 productivity, environmental sustainability and consequently human welfare.

8 Covering the bare soil with an appropriate material is one of the soil management
9 practices, which increases water infiltration and surface storage by enhancing the soil
10 structure and porosity. The layer of residues protects the soil against erosion, inhibits weed
11 germination, improves water retention, ameliorates physical and biological soil properties,
12 and is a source of plant nutrients (Sheoran et al., 2010; Araujo-Junior et al., 2013; Prado et al.,
13 2013). In addition, industrial processing of sugar cane to produce sugar and alcohol also
14 generates residues, such as filter cake and vinasse, which have a great potential for use in
15 agriculture as soil improvers and fertilizers (Prado et al., 2013). Meanwhile, to prevent soil
16 loss many organic soil improvers are mainly used (Tejada et al., 2009; Rigane and Medhioub,
17 2011). Additionally, according to Tejada et al. (2006a, 2006b), the general increasing of
18 biomass C in a soil can be associated to the constructive impact of organic materials on the
19 soil physical properties. The application of animal, industrial and municipal wastes is also
20 prevalent throughout the world as they can be an excellent source for nutrient and organic
21 matter (Bhattarai et al., 2011). Several studies have evaluated the effects of composted
22 organic wastes such as animal manure and sewage sludge compost on soil properties, quality
23 and productivity, dissolved organic carbon and nitrate leaching (e.g., Adler and Sikora, 2005;
24 Margesin et al., 2006; Bastida et al., 2007; Karami et al., 2012; Zornoza et al., 2013;
25 Eykelbosh et al., 2015), but there are relatively few studies (e.g., Tejada and Gonzalez,
26 2006b; Tejada et al., 2007; Tejada and Gonzalez, 2008; Gholami et al., 2013; Cerdà et al.,
27 2014a,b; Sadeghi et al., 2015a,b) on evaluating the effect of organic waste and residues on
28 runoff and soil loss control.

29 Application of organic amendment and mulches has already been proved as a method of
30 improving soil physical properties leading to affect runoff and soil erosion (Albaladejo et al.,
31 2000; Cerdà and Doerr, 2008; Cerdà et al., 2014a,b). Moreover, organic amendments are
32 increasingly being examined for their potential use in preventing soil losses (Tejada and
33 Gonzalez, 2008). There are a variety of organic amendments for soil management and

conservation, with different performance and mechanisms. In spite of that, different organic amendments, viz. cotton gin crushed compost and poultry manure, beet vinasse, sewage sludge, organic urban solid refuse, sheep manure, cow manure, rice husk, finely chopped reeds, wheat straw, licorice (root) dregs (Agassi et al., 1998; Albaladej et al., 2000; Ojeda et al., 2003; Tejada and Gonzalez, 2006b; Tejada et al., 2007; Tejada and Gonzalez, 2008; Nicolás et al., 2012; Karami et al., 2012) have been used for soil conservation in agricultural and forestry soils, commonly.

Recently, with the advances in industrial sector, significant amount of **wastes can** be produced which create another source of load on the environment. Also, the high cost of fertilizers and concerns about environmental protection have been great incentives to study the recycling of the large quantities of organic residues produced as byproducts of the sugar and alcohol agro-industries in agriculture (Prado et al., 2013). For instance, the production of one liter of ethanol **generates** on average between 10-15 liters of vinasse. Vinasse is classified as a class II residue, not inert but not dangerous (Rocha et al., 2009). Vinasse, like other organic fertilizers has high organic matter, N and K contents (Madejón et al., 2001), which promotes nutrient recycling in ecosystems, and causes less environmental impacts during production. **It** is an important byproduct of ethanol and sugarcane industries, intensively applied to soils in Brazil as liquid fertilizer (Ribeiro et al., 2013). However, the direct application of vinasse is constrained by its high salinity and high density of organic matter and other chemical materials. These issues can be mitigated through mixing the vinasse with other solid wastes. The environmental damage caused by discarding vinasse into the soil or running waters was an incentive to studies aiming to find alternative, economic applications for this residue. Results from such studies indicate that vinasse contributes to improvements in soil quality and agricultural productivity, if properly used (Prado et al., 2013).

Many studies have been performed to identify the effects of vinasse application on growth, development and production of sugarcane and physical properties of soil (e.g., Tejada et al., 2009; Jiang et al., 2010; Prado et al., 2013; Ribeiro et al., 2013), but very limited studies were taken place to study the effects of application of vinasse on surface runoff and water soil loss rate. According to previous studies (Tejada and Gonzalez, 2006a, 2007; Tejada et al., 2006a, 2007), the application of beet vinasse had unfavorable impacts on some soil properties viz. structural stability, bulk density, **exchangeable sodium percent**, microbial biomass, respiration, enzymatic activities. **Nonetheless**, Espanã-Gamboa et al. (2011) **showed that** the

1 vinasses could be safely used in agriculture without contaminating soil, underground water or
2 crops, for energy recovery and animal feeding **if adequately managed**.

3 A review of the literature demonstrated the effectiveness of different organic amendments
4 on growth, development and production of sugarcane and soil physical properties of soil as
5 well. However, there was no comprehensive study on evaluation of the effect of vinasse
6 amendment on runoff and soil loss control. In recent years, soil erosion has been extensively
7 studied in laboratory using rainfall simulators. So that, the soil erosion plots and rainfall
8 simulators are two important research equipments employed in erosion studies, worldwide.
9 They allow producing runoff and occurring soil loss under repeatable and controlled
10 conditions. In addition, the employ of different sized plots is practically applicable, logically
11 economic and easily controllable and repeatable due to which their further utilizations have
12 been advised with particular considerations (Sadeghi et al., 2012). Researches on vinasse are
13 in infancy stage and as such substantially more data are required before robust predictions can
14 be made regarding the effects of vinasse application to soils, across a range of soil, climatic
15 and land management factors. The present study therefore examines the potential role of
16 vinasse amendment on runoff and soil loss reduction on a silt loam soil collected from a
17 summer rangeland, northeastern Iran using a simulated rainfall intensity of 72 mm h⁻¹ and
18 slope of 20%.

20 **2 MATERIALS AND METHODS**

22 **2.1 Soil properties**

23 The soil required for the study was provided from the soil surface layer (0-30 cm) from
24 Badranlou area (57° 11' E and 37 ° 29' N) in Northern Khorasan Province, Iran, and
25 transported to the laboratory. The area is mainly under dry land farming system and very
26 prone to soil erosion. **The area belongs to the cold substeppic of Irano-Turanian zone (slight**
27 **Mediterranean affinities) (IUSS, 2014). The average annual precipitation and average annual**
28 **temperature of Badranlou is 247 mm and 14 °C, respectively. The soil used was regosols**
29 **(<http://en.climate-data.org/>).**

30 The collected soil was air-dried, passed through a 2 mm-sieve and analyzed for various
31 physicochemical properties. Soil texture was determined using the hydrometer method
32 according to Bouyoucos (1962). Soil organic matter (SOM) obtained by multiplying total soil
33 organic carbon by 1.724. Total soil organic carbon was measured by the Walkley and Black

wet dichromate oxidation method (Nelson and Somers, 1982). The pH and electrical conductivity (EC) were determined in 1:2 soil:water suspension by pH and EC meters (Hati et al., 2007). Bulk density at air dried moisture content was measured by Plaster (1985) method (clod method). Properties of the study surface soil (0-30 cm) are shown in Table 1.

2.2 Plot preparation

Experimental plots with 0.5 m long, 0.5 m wide, and 0.3 m deep were used for the present study. The soil was then prepared for application and simulated in the plots using previously reported methods (Thompson and Beckmann, 1959; Loch and Donnollan, 1988; Kukal and Sarkar, 2011). The upper 10 cm of the soil was compacted by concrete roller to achieve the desired bulk density of 1.3 g cm^{-3} and similar to the field conditions. To establish the filter layer under the experimental soils, three layers of mineral pumice grains with different sizes with total thickness of 17 cm were packed. Based on the annual average soil moisture content reported for the soil in the study area, the soil was also treated to contain a moisture content of 35% (Behzadfar et al., 2012; Hazbavi et al., 2013). After soil compaction, the plots were established in water ponds for 12 h. Hence, after extracting the plots from the water ponds, the vinasse was spread over the soil surface (Hazbavi et al., 2013; Sadeghi et al., 2015 and 2016).

2.3 Vinasse characteristics

Vinasse used for the experiment was produced by Research and Training Institute for the Industrial Development of Sugarcane in Khuzestan Province, Iran. pH and EC of vinasse were determined by pH and EC meters. Organic matter determined by dry combustion method (MAPA, 1986). Calcium (Ca), potassium (K) and magnesium (Mg) were determined by atomic absorption spectrometer after nitric and perchloric acid digestion. Chemical Oxygen Demand (COD) was determined by closed reflux, colorimetric method (APHA, 1998). The general properties of vinasse have been summarized in Table 2.

The levels of vinasse application (0.5 , 1 and 1.5 l m^{-2}) were selected based on information existed for application of vinasse for other purposes and other amendments, avoiding considerable environmental pollution due to high contents of N and K probably leading to high salinity and high density, feasibility of application and accessibility (Madejón et al., 2001; Tejada and Gonzalez, 2005, 2006a, 2006b; Tejada et al., 2007, 2009; Jiang et al. 2010; Maldonado et al., 2011). Three levels of 0.5 , 1 and 1.5 l m^{-2} of vinasse were sprayed on soil

surface in three replications by a small manual pump and left for 24 h to increase the stability of vinasse layer on the soil surface and mimic the natural conditions. To conduct the comprehensive comparison, one control treatment (without vinasse) at three replications was also applied. Urban tap water was used for the control treatment and the experimental setup was used similar to that for vinasse treatments (Sadeghi et al., 2016).

2.4 Laboratory experiments

To evaluate the effectiveness of vinasse for runoff and soil loss control, laboratory experiments were conducted under a rainfall simulator at the Rainfall and Soil Erosion Simulation Laboratory of Faculty of Natural Resources of Tarbiat Modares University, located in Noor Campus, Mazandaran Province, Iran. The rainfall simulator consists of a 4000 L water tank and 27 precalibrated nozzles in three parallel lines designed to simulate raindrops of 1.3 mm average size. The drops fall from a height between 4 and 6 m at the upper and lower parts of the plot, respectively, reaching a 7 ms^{-1} speed (Gholami et al., 2013; Sadeghi et al., 2015a,b). The laboratory experiments were conducted at 20% slopes under simulated rainfall intensity of 72 mm h^{-1} with duration of 30 min. The rainfall intensity of 72 mm h^{-1} with duration of 30 min were considered representative of the climatological condition of the origin of the soil, obtained through intensity–duration–frequency (IDF) curves analysis for data collected from the nearest synoptic station (Bojnourd, Northern Khorasan Province in Northeast of Iran) with the return period of 50 years. The slope of 20% was selected based on the average slope of the original area where the soil was collected (Hazbavi, 2013; Hazbavi et al., 2013; Sadeghi et al., 2014). A general view of the experimental setup is shown in Fig. 1.

For each event, the time to runoff initiation was recorded as the elapsed time between the start of rainfall and the time at which surface runoff began entering the runoff collection container located at the end of the plot. Runoff was sampled at different time steps of 2 to 5 min and its volume was accordingly measured. The collection gutter at the lower end of each box was protected by a shield to prevent rainfall from directly entering the collection container. The amount of soil loss was then measured using a decantation procedure; oven-drying at 105°C for 24 h and weighing by means of high precision scale (Gholami et al., 2013; Sadeghi et al., 2016). The runoff commencement and cessation times were also recorded. The time of runoff commencement and cessation times, and regular measurement of runoff volume were

measured by a chronometer and standard gauged cylinders, respectively (Gholami et al., 2013; Sadeghi et al., 2014; Sadeghi et al., 2015a,b).

2.5 Statistical analyses

All analyses were performed on triplicate samples and subjected to analysis of variance (ANOVA). The data were tested for homogeneity of variances at a significance level of $P < 0.05$ and probability values of less than 0.05 were then considered as statistically significant in one-way ANOVA. Significant means were subjected to analysis by Duncan's multiple range test ($P < 0.05$). The SPSS V.19 software package was used for the statistical analyses.

3 RESULTS AND DISCUSSION

3.1 Runoff

The variations of runoff volume with rainfall duration for various vinasse application rates are shown in Fig. 2 and Table 3.

The average maximum and minimum runoff volumes were 18547 and 15940 ml m⁻² at 1.5 and 1 l m⁻² level of vinasse treated plots, respectively (Table 3). The ANOVA results showed that the effect of vinasse on runoff volume was not significant, which is consistent with Madejón et al. (2001) who reported that single application of vinasse did not significantly influence runoff and erosion from simulated rainfall. Increased runoff in 1.5 l m⁻² vinasse-treated plots in comparison with the other treatments (although not significant) may suggest changing effectiveness of vinasse on runoff control. It may be due to water repellency phenomena. Based on laboratory observations, it is hypothesized that the increase in usage of vinasse may affect water repellency and have the potential to be easily transported in surface runoff at high levels. Agassi et al. (1998) verified that the hydrophobic sound effects, which are common to a range of organic amendments, may decrease the infiltration rate in soil treated with sludge as organic amendment.

The runoff commencement and cessation times under different vinasse treatments are shown in Fig. 3. The runoff commencement time was recorded at the onset runoff reached plot outlet. The addition of 1.5 l m⁻² of vinasse delayed the runoff commencement up to 3.42 min, compared to control treatment with commencement time of 1.53 min. These results disagreed with previous studies (e.g., Gholami et al., 2013; Sadeghi et al., 2015a) showing

that some organic amendments **delay** runoff commencement time and delaying runoff means more water infiltration. The addition of 1.5 l m^{-2} of vinasse showed runoff cessation time of **1895 sec**, which was delayed compared to the control treatment (**1836 sec**). **The lack of significant differences among treatments confirmed that** the vinasse addition as soil amendment did not significantly affected runoff. **Saturation** of pores may **be a** reason behind this finding, **since vinasse partly fills up the voids of soil, and partly remains on the soil surface.**

3.2 Soil loss

Table 4 contains the specific values of average soil loss for vinasse treatments. **The** average values of eroded soil under different vinasse treatments under experiment conditions **are** shown in Fig. 4. There was a trend showing decreased soil loss with vinasse addition, but owing to the high variability, differences were not significant ($P > 0.05$), which agrees **with** Madejón et al. (2001). **Tejada** and Gonzalez (2005) showed that an increase in electrical conductivity caused by high vinasse application rate adversely affects soil total porosity, bulk density, and structural stability. Thus, soil physical properties can be influenced by vinasse application under different conditions from those considered in the present study such as different time scales and soil types. These changes in soil properties can have a substantial impact on runoff and soil loss from fields where vinasse has been applied. Tejada et al. (2006) found that organic amendments improve soil structure because they promote the flocculation of clay minerals, which is important for soil particle aggregation.

Tejada et al. (2009) reported, in particular, that the fresh beet vinasse application had a negative effect on the soil physical, chemical and biological properties. They stated that the fresh beet vinasse increased soil loss and decreased plant cover because of high quantities of monovalent **cations such as** Na^+ . In soils amended with beet vinasse a degradation of soil structure and increase on erosion were observed due to the enrichment of the cation exchange capacity by monovalent cations, such as K (Tejada and Gonzalez, 2006a; Tejada et al., 2007). High saturation of K in the cation exchange capacity may lead to soil dispersion and, consequently, to soil erosion and land degradation. In addition, whenever vinasse is applied to silty loam soil, a part of them fills up the voids of soil, and other part stays on the soil aggregates surface. The effects of vinasse may be temporary, since the organic compounds of vinasse are highly decomposed from vinasse cementing the micro aggregates and favoring the flocculation of clay fraction (Ribeiro et al., 2013).

4 Conclusions

The results of the study indicated that the single application of vinasse alone did not significantly influence ~~on~~-runoff and erosion. Vinasse composts or mixed with other amendments **should be also tested to reduce** soil erosion and water loss. Since the runoff and soil loss ratios from different plots and even under realities may be different from those **obtained in the** present study, further research is needed for better understanding the potential benefits and limitations of various applications of vinasse for sound management of water and soil and to allow drawing comprehensive conclusion. More and long term experiments are also needed for monitoring and evaluating long term effects of vinasse on soil hydrology and erosion processes with particular focus on environmental effects.

Acknowledgements

The authors are thankful to Professor Hassan Hamdi, the Managing Director of Research and Training Institute for the Industrial Development of Sugarcane in Khuzestan Province, Iran, for providing vinasse amendment.

References

- Adler, P. R., and Sikora, L. J.: Mesophilic composting of arctic char manure, *Compost Sci Util.*, 13, 34-42, 2005.
- Agassi, M., Kirsten, W. F. A., Loock, A. H., Fine, P.: Percolation and leachate composition in a disturbed soil layer mulched with sewage biosolids, *Soil Till. Res.*, 45, 359-372, 1998.
- APHA, 1998. Standard method for examination of water and wastewater. Am. Publ. Health Assoc.
- Albadejo, J., Castillo, V., Diaz, E.: Soil loss and runoff on semiarid land as amended with urban solid refuse, *Land Degrad. Dev.*, 11, 363-373, 2000.
- Araujo-Junior, C. F., Noedi Rodrigues, B., Dias Chaves, J. C., and Yada Junior, G. M.: Soil physical quality and carbon stocks related to weed control and cover crops in a Brazilian Oxisol, Chapter 8, *Weed and pest control - conventional and new challenges*, ISBN: 978-953-51-0984-6, InTech, DOI: 10.5772/54363. Available from: <http://www.intechopen.com/books/weed-and-pest-control-conventional-and-new-challenges/soil-physical-quality-and-carbon-stocks-related-to-weed-control-and-cover-crops-in-a-brazilian-oxiso>, 181-205, 2013.

1 Bakr, N., Weindorf, D. C., Zhu, Y., Arceneaux, A. E. and Selim, H.M.: Evaluation of
2 compost/mulch as highway embankment erosion control in Louisiana at the plot-scale, J.
3 Hydrol., 468-469, 257-267, 2012.

4 Bastida, F., Moreno, J. L., Garc'ia, C., and Hern'andez, T.: Addition of urban waste to
5 semiarid degraded soil: long-term effect, Pedosphere, 17, 557-567, 2007.

6 Behzadfar, M., Sadeghi, S.H.R., Khangani, M.J., Hazbavi, Z.: Effectability of runoff and
7 sediment yield from soils induced by freezing and thawing cycle under simulated rainfall
8 condition. Water Soil Resour. Conserv. J., 2(1), 13-25, 2012. (in Persian with English
9 abstract).

10 Bhattarai, R., Kalita, P. K., Yatsu, Sh., Howard, H. R., and Svendsen, N. G.: Evaluation of
11 compost blankets for erosion control from disturbed lands, J. Environ. Manage., 92, 803-812,
12 2011.

13 Bouyoucos, G.J.: Hydrometer method improved for making particle size analysis of soils.
14 Agron. J., 54: 464, 1962.

15 Cerdà, A., and Doerr, S. H.: The effect of ash and needle cover on surface runoff and erosion
16 in the immediate post-fire period, Catena, 74, 256–263, 2008.

17 Cerdà, A., Giménez-Morera, A., Jordán, A., Pereira, P., Novara, A., and García-Orenes, F.:
18 The use of straw mulch as a strategy to prevent extreme soil erosion rates in citrus orchard. A
19 Rainfall simulation approach, EGU General Assembly 2014, 27 April - 2 May, 2014, Vienna,
20 Austria, Geophysical Research Abstracts, 16, EGU2014-2386, 2014a.

21 Cerdà, A., Jordán, A., Zavala, L., Marqués, M. J., and Novara, A.: The contribution of
22 mulches to control high soil erosion rates in vineyards in Eastern Spain, EGU General
23 Assembly 2014, 27 April - 2 May, 2014, Vienna, Austria, Geophysical Research Abstracts,
24 16, EGU2014-2386, 2014b.

25 Ebisemiju, F. S.: Sediment delivery ratio prediction equations for short catchment slopes in a
26 humid tropical environment, J. Hydrol. 114, 191-208, 1990.

27 Eykelbosh, A. J., Johnson, M. S., and Couto, E. G.: Biochar decreases dissolved organic
28 carbon but not nitrate leaching in relation to vinasse application in a Brazilian sugarcane soil,
29 J. Environ. Manage., 149, 9-16, 2015.

30 Espanã-Gamboa, E., Mijangos-Cortes, J., Barahona-Perez, L., Dominguez-Maldonado, J.,
31 Hern'andez-Zarate, G., and Alzate-Gaviria, L.: Vinasses: characterization and treatments,
32 Waste Manage. Res., 1-16, 2011.

1 Gholami, L., Sadeghi, S. H. R., and Homaei, M.: Straw mulching effect on splash erosion,
2 runoff and sediment yield from eroded plots, *Soil Sci. Soc. Am. J.*, 77, 268-278, 2013.

3 Girmay, G., Singh, B. R., Nyssen, J., and Borrosen, T.: Runoff and sediment associated
4 nutrient losses under different land uses in Tigray, Northern Ethiopia, *J. Hydrol.* 376, 70-80,
5 2009.

6 Haghjou, M., Hayati, B., and Momeni Choleki, D.: Identification of factors affecting adoption
7 of soil conservation practices by some rainfed farmers in Iran. *J. Agr. Sci. Tech.*, 16: 957-967,
8 2014.

9 Hati, K. M., Biswas, A. K., Bandyopadhyay, K. K., and Misra, A. K.: Soil properties and crop
10 yields on a vertisol in India with application of distillery effluent. *Soil Till. Res.*, 92: 60, 2007.

11 Hazbavi, Z. 2013. Soil erosion control by application of polyacrylamide to minimize its
12 residues in runoff and sediment. M.Sc Thesis, Iran, Tarbiat Modares University. 98 p.

13 Hazbavi, Z., Sadeghi, S. H. R., and Younesi, H.: Analysis and assessing effectability of runoff
14 components from different levels of polyacrylamide, *Water Soil Resour. Conserv. J.*, 2(2), 1-
15 13, 2013.

16 <http://en.climate-data.org/>.

17 IUSS Working Group WRB (International Union of Soil Sciences), 2014.
18 <http://www.fao.org/soils-portal/soil-survey/soil-classification/world-reference-base/en/>.

19 Jiang, Z. P., Wei, G. P., Liao, Q., Su, T.M., Meng, Y. C., Zhang, H. Y., Lu, C. Y., and Li, Y.
20 R.: Effect of long-term vinasse application on physical properties of soil in sugarcane fields.
21 *J. Guangxi Agr. Sci.*, 41(8), 795-799, 2010.

22 Karami, A., Homaei, M., Afzaliniab, S., Ruhipour, H., Basirat, S.: Organic resource
23 management: impacts on soil aggregate stability and other soil physico-chemical properties.
24 *Agr. Ecosyst Environ.*, 148, 2-28, 2012.

25 Kukal, S. S., and Srakar, M.: Laboratory simulation studies on splash erosion and crusting in
26 relation to surface roughness and raindrop size, *J. Indian Soc. Soil Sci.* 59 (1), 87-93, 2011.

27 Loch, R. J., and Donnollan, T. E.: Effects of the amount of stubble mulch and overland flow
28 on erosion of a cracking clay soil under simulated rain, *Aust. J. Soil. Res.*, 26(4), 661-672,
29 1988.

30 Madejón, L., López, R., Murillo, J. M., and Cabrera, F.: Agricultural use of three (sugar-beet)
31 vinasse composts: effect on crops and chemical properties of a cambisol soil in the
32 Guadalquivir river valley (SW Spain), *Agr. Ecosyst Environ.*, 84, 55-65, 2001.

1 Margesin, R., Cimadom, J., and Schinner, F.: Biological activity during composting of
2 sewage sludge at low temperature, *Int., Biodeter., Biodegr.*, 57, 88-92, 2006.

3 MAPA: Métodos oficiales de análisis. In: Ministerio de Agricultura (Ed.), *Pescay*
4 *Alimentación* 1, 221–285, 1986.

5 Newson, M.: Land, water, and development: sustainable management of river basin systems,
6 Taylor & Francis e-Library, 460 p, 2002.

7 Nelson, D. W., and Somers, L. E.: Total carbon, organic carbon and organic matter. In: 627,
8 A.L. (Ed.), *Methods of Soil Analysis*, Part 22nd ed. *Agronomy Monograph*. ASA 628 and
9 SSSA, Madison, WI, 539-579, 1982.

10 Nicolás, C., Masciandaro, G., Hernández, T., Garcia, C.: Chemical-structural changes of
11 organic matter in a semi-arid soil after organic amendment, *Pedosphere*, 22(3), 283-293,
12 2012.

13 Ojeda, G., Alcaniz, J. M., and Ortiz, O. Runoff and losses by erosion in soils amended with
14 sewage sludge, *Land Degrad. Dev.*, 14, 563-573, 2003.

15 Pieri, L., Bittelli, M., Wu, J. Q., Dun, Sh., Flanagan, D. C., Pisa, P. R., Ventura, F., and
16 Salvatorelli, F.: Using the water erosion prediction project (WEPP) model to simulate field-
17 observed runoff and erosion in the Apennines Mountain Range, Italy, *J. Hydrol.*, 336, 84-97,
18 2007.

19 Plaster, E. J.: *Soil science and management*. Delmar Publishers Inc., Albany, NY. 124 p,
20 1985.

21 Prado, R. de M., Caione, G., Campos, C. N. S.: Filter cake and vinasse as fertilizers contributing to
22 conservation agriculture. *Appl. Environ. Soil Sci.*, <http://dx.doi.org/10.1155/2013/581984>, 1-8,
23 2013.

24 Ribeiro, B. T., Lima, J. M. D., Curi, N., and Oliveira, G. C. D.: Aggregate breakdown and
25 dispersion of soil samples amended with sugarcane vinasse, *Scientia Agricola* 70(6), 435-441,
26 2013.

27 Rigane, M. K., and Medhioub, K.: Assessment of properties of Tunisian agricultural waste
28 composts: application as components in reconstituted anthropic soils and their effects on
29 tomato yield and quality, *Resour. Conserv. Recy.*, 55, 785-792, 2011.

30 Rocha, M. H., Lora, E., and Venturini, O. J.: Life Cycle Analysis of Different Alternatives for
31 the Treatment and Disposal of Ethanol Vinasse, *Zuckerindustrie*, 133(2), 88-93, 2009.

32 Sadeghi, S. H. R., Moatamednia, M., and Behzadfar, M.: Spatial and Temporal Variations in
33 the Rainfall Erosivity Factor in Iran, *J. Agric. Sci. Technol.*, 13, 451-464, 2011.

1 Sadeghi, S. H. R., Moosavi, V., Karami, A., and Behnia, N.: Soil erosion assessment and
 2 prioritization of affecting factors at plot scale using the Taguchi method, *J. Hydrol.*, 448-449,
 3 174-180, 2012.

4 Sadeghi, S. H. R., Gholami, L., Sharifi, E., Khaledi Darvishan, A., and Homaei, M.: Scale
 5 effect on runoff and soil loss control using rice straw mulch under laboratory conditions,
 6 *Solid Earth*, 6, 1–8, 2015a.

7 Sadeghi, S. H. R., Gholami, L., Homaei, M., and Khaledi Darvishan, A.: Reducing sediment
 8 concentration and soil loss using organic and inorganic amendments at plot scale, *Solid Earth*,
 9 6, 445–455, 2015b.

10 Sadeghi, S. H. R., Hazbavi, Z., and Younesi, H.: Sustainable watershed management through
 11 applying appropriate level of soil amendments, *Sustainable Watershed Management-
 12 Proceedings of the 2nd International Conference on Sustainable Watershed Management,
 13 SUWAMA 2014*, 183-185, 2014.

14 Sheoran, V., Sheoran, A. S., and Poonia, P.: Soil reclamation of abandoned mine land by
 15 revegetation: A Review, *Int. J. Soil Sediment Water*, 3(2): 2010. Available at:
 16 <http://scholarworks.umass.edu/intljssw/vol3/iss2/13>.

17 Tejada, M., and Gonzalez, J. L.: Beet vinasse applied to wheat under dryland conditions
 18 affects soil properties and yield, *Eur. J. Agron.*, 23, 336-347, 2005.

19 Tejada, M., and Gonzalez J. L.: Effects of two beet vinasse forms on soil physical properties
 20 and soil loss, *Catena*, 68: 41-50, 2006a.

21 Tejada, M., Gonzalez, J. L.: The relationships between erodibility and erosion in a soil treated
 22 with two organic amendments, *Soil Till. Res.*, 91, 186-198, 2006b.

23 Tejada, M., and Gonzalez, J. L.: Influence of organic amendments on soil structure and soil
 24 loss under simulated rain, *Soil Till. Res.*, 93, 197-205, 2007.

25 Tejada, M., and Gonzalez, J. L.: Influence of two organic amendments on the soil physical
 26 properties, soil losses, sediments and runoff water quality, *Geoderma*, 145, 325-334, 2008.

27 Tejada, M., Garcia, C., Gonzalez, J. L., and Hernandez, M. T.: Organic amendment based on
 28 fresh and composted beet vinasse: influence on physical, chemical and biological properties
 29 and wheat yield, *Soil Sci Soc Am. J.*, 70, 900-908, 2006a.

30 Tejada, M., Hernandez, M. T., and Garcia, C.: Application of two organic amendments on
 31 soil restoration: effects on the soil biological properties, *J. Environ. Qual.*, 35, 1010-1017,
 32 2006b.

1 Tejada, M., Moreno, J. L., Hernandez, M. T., and Garcia, C.: Application of two beet vinasse
2 forms in soil restoration: effects on soil properties in an arid environment in southern Spain,
3 *Agr. Ecosyst. Environ.*, 119, 289-298, 2007.

4 Tejada, M., Garcia-Martinez, A. M., and Parrado, J.: Effects of a vermicompost composted
5 with beet vinasse on soil properties, soil losses and soil restoration, *Catena*, 77(1), 238-247,
6 2009.

7 Thompson, C. H., and Beckmann, G. G.: Soils and land use in the Toowoomba area, darling
8 downs, Queensland. CSIRO Australia, Soil land use series, 28, 78 p, 1959

9 Zornoza, R., Faz, A., Martínez-Martínez, S., Acosta, J. A., Gómez-López, M. D., and Avilés-
10 Marín, S. M.: Marble waste and pig slurry increment soil quality and reduce metal availability
11 in a tailing pond, *Publicado en Terra Latinoamericana*, 31, 105-114, 2013.

Table 1. Main original soil characteristics (n=3)

Soil property	Description
Soil texture	silty loam (48% silt, 28% clay and 24% sand)
Organic matter (%)	0.155
pH	8.2
Electrical conductivity ($\mu\text{mohs cm}^{-1}$)	137.3
Bulk density (g cm^{-3})	1.3

Table 2. Chemical characteristics of vinasse applied in the study

Property	Description
pH	5
Electrical conductivity ($\mu\text{S cm}^{-1}$)	1657
Organic matter (g kg^{-1})	100
Bulk density (g cm^{-3})	1.11
Ca (mg kg^{-1})	137.0
Mg (mg kg^{-1})	154.4
Chemical oxygen demand (g kg^{-1})	91.4
Moisture content (%)	93

Table 3. **Mean** and standard deviation (Mean±SD) of runoff volume (ml) under different vinasse treatments in **the** study 0.25 m²-**plots**

Vinasse rate (l m⁻²)	0 (Control)	0.5	1.0	1.5
Mean±SD	18250±3163	16105±3066	15940±4102	18548±1710
F-value	0.583 ns			

"ns", indicating non significant differences among study treatments (P> 0.05)

Table 4. **Mean** and standard deviation (Mean±SD) of soil loss amount (g) under different vinasse treatments in **the** study 0.25 m²-**plots**

Vinasse rate (l m⁻²)	0 (Control)	0.5	1.0	1.5
Mean±SD	276.1±47.4	234.5±120.6	182.6±51.2	212.3±50.3
F-value	0.848 ns			

"ns", indicating non significant differences among study treatments (P> 0.05)



Figure 1. A general view of experimental setup at Rainfall and Soil erosion Simulation Laboratory of Tarbiat Modares University, Iran

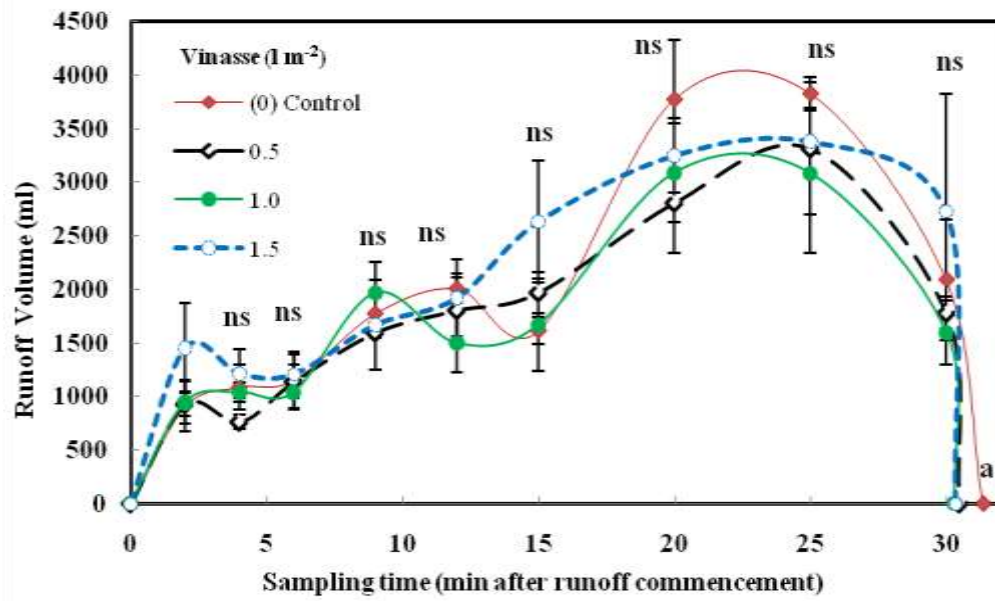


Figure 2. Variations of runoff volume per m^2 area under different vinasse treatments under study conditions (rainfall intensity of 72 mm h^{-1} and experiment duration of 30 min); "ns" indicates non significant differences among study treatments ($P > 0.05$) **for each sampling time.**

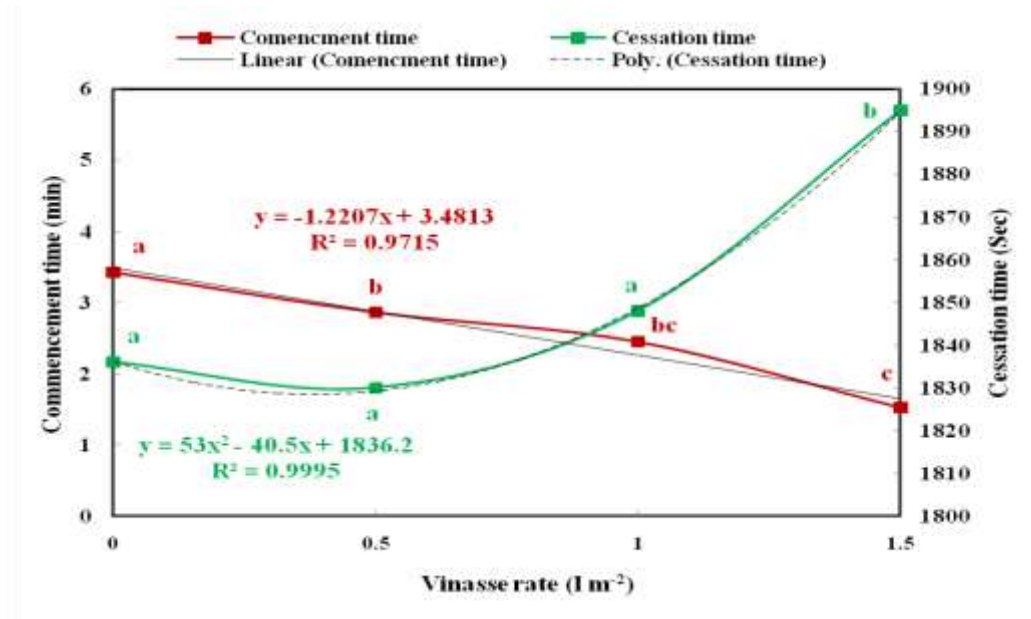


Figure 3. Runoff commencement and cessation times variation under different vinasse treatments and under study condition (0.25 m²-small plot, rainfall intensity of 72 mm h⁻¹ and experiment duration of 30 min); different letters indicate significant differences among study treatments (P< 0.05) **for each sampling time.**

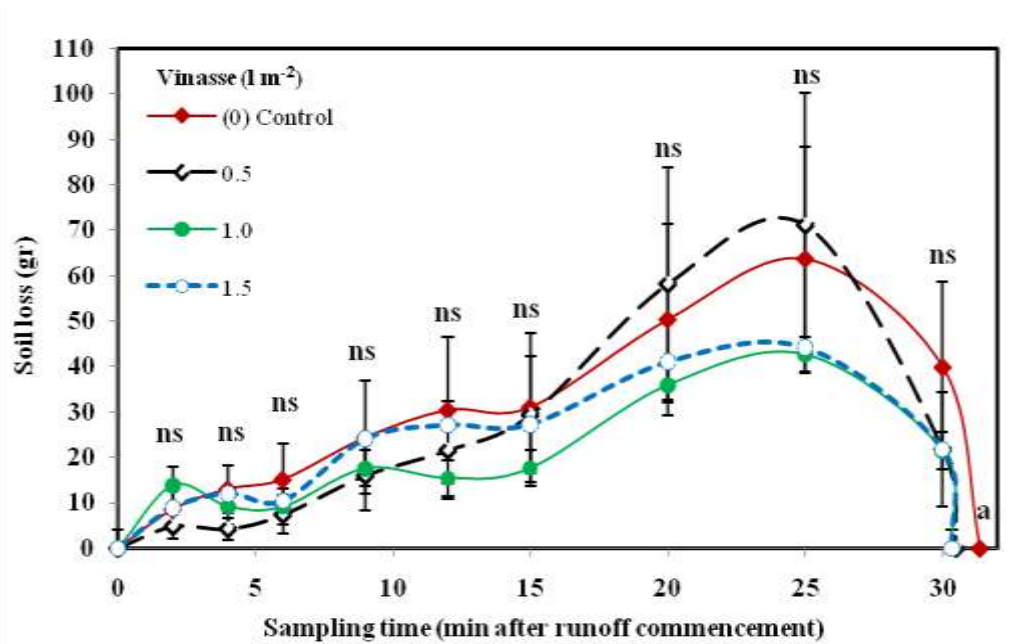


Figure 4. Variations of soil loss per m² area under different vinasse treatments under study conditions (rainfall intensity of 72 mm h⁻¹ and experiment duration of 30 min); "ns" indicates non significant differences among study treatments (P> 0.05) **for each sampling time.**