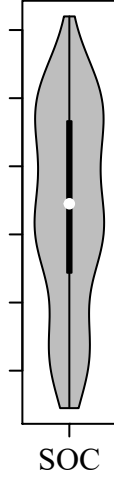


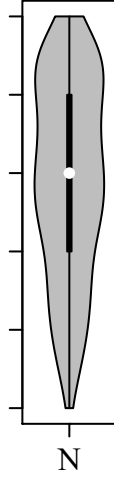
SOC content in [%]

1.6 1.8 2.0 2.2 2.4 2.6



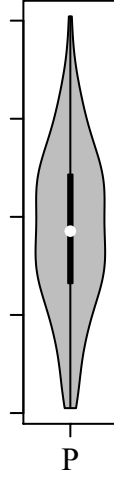
N content in [%]

0.12 0.16 0.20



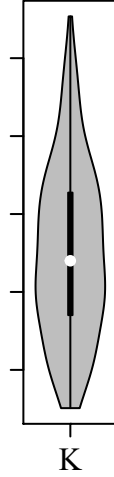
P content in [mg/100g]

0 10 20 30 40



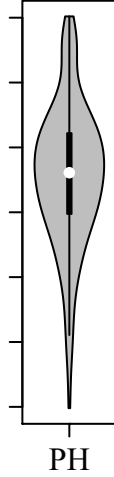
K content in [mg/100g]

10 20 30 40 50



N content in [%]

4.5 5.5 6.5 7.5



11.0 11.5 12.0 12.5

